



US00D892610S

(12) **United States Design Patent**
Heineck

(10) **Patent No.:** **US D892,610 S**

(45) **Date of Patent:** **** Aug. 11, 2020**

(54) **CONTAINER**

(71) Applicant: **Docile Alimentos Ltda.**, Lajeado-RS
(BR)

(72) Inventor: **Ricardo Luis Heineck**, Lajeado (BR)

(73) Assignee: **DOCILE ALIMENTOS LTDA.**,
Lajeado (BR)

(**) Term: **15 Years**

(21) Appl. No.: **29/601,752**

(22) Filed: **Apr. 26, 2017**

(30) **Foreign Application Priority Data**

Oct. 27, 2016 (BR) 302016004938

(51) **LOC (12) Cl.** **09-03**

(52) **U.S. Cl.**
USPC **D9/420**

(58) **Field of Classification Search**
USPC D9/414-416, 420, 421, 423-426,
D9/428-430, 432-435, 455-457, 499,
D9/522, 529, 711, 721, 734; D3/201,
D3/203.1, 205, 257; D6/515; D7/538,
D7/629; D24/224; D27/185-192;
D28/76, 77; 206/236-242, 245
CPC B65D 5/18; B65D 5/20; A45D 40/221
See application file for complete search history.

(56) **References Cited**

U.S. PATENT DOCUMENTS

D268,648 S * 4/1983 Stark D9/522
D276,400 S * 11/1984 Daenen D7/614
D328,710 S * 8/1992 Deflander D9/417
D368,225 S * 3/1996 Bertolini D9/444
D407,974 S * 4/1999 Zimmer D9/424
D434,979 S * 12/2000 Liu D9/415
D436,434 S * 1/2001 Conway D3/203.5

D441,953 S * 5/2001 Ben Moshe D3/263
D443,981 S * 6/2001 DiVincenzo D3/205
6,561,391 B1 * 5/2003 Baker B65D 43/169
220/200
D500,641 S * 1/2005 Wolf D7/629
D509,732 S * 9/2005 Staples D9/782
D529,387 S * 10/2006 Toth D9/522
D535,564 S * 1/2007 Toth D9/522
D540,162 S * 4/2007 Chin D9/417
D540,678 S * 4/2007 Brozell D9/449
D541,426 S * 4/2007 Sato D24/224
D545,186 S * 6/2007 Liebe D9/420
D573,878 S * 7/2008 Rathbone D9/420
D578,251 S * 10/2008 Bertuzzi D27/189
D616,753 S * 6/2010 Beam D9/420
D649,658 S * 11/2011 Belfance D24/224
D672,642 S * 12/2012 Supranowicz D9/420

(Continued)

Primary Examiner — Sandra S Snapp

Assistant Examiner — Mehri F Bajoul

(74) *Attorney, Agent, or Firm* — Hognlund & Pamias,
PSC; Roberto J. Rios

(57) **CLAIM**

The ornamental design for a container, as shown and described.

DESCRIPTION

FIG. 1 is a front perspective view of a container showing the new design.

FIG. 2 is a front view of the container of FIG. 1, the back view, not shown, being a mirror image thereto.

FIG. 3 is a top view of the container of FIG. 1.

FIG. 4 is a bottom view of the container of FIG. 1.

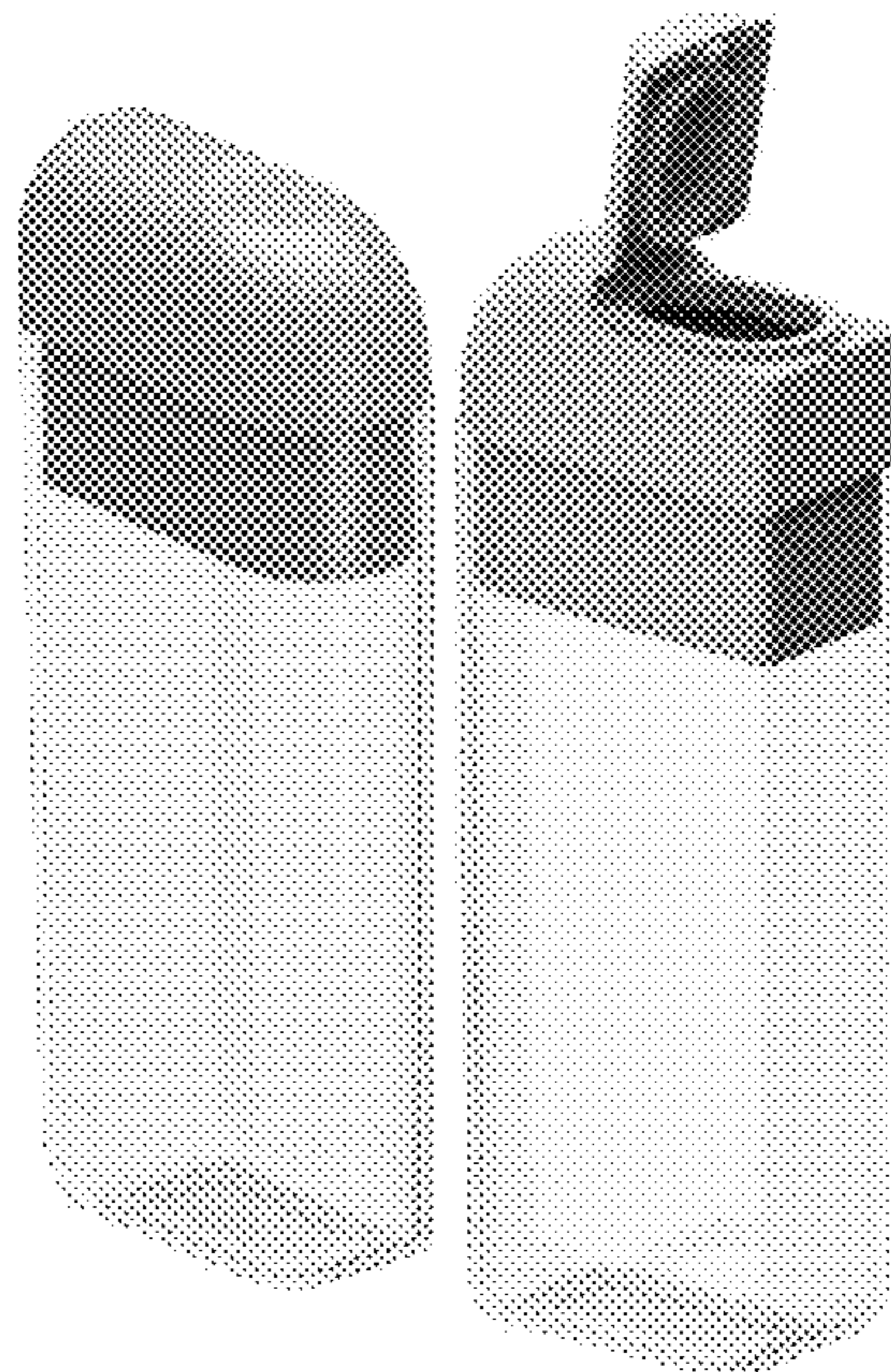
FIG. 5 is a right view of the container of FIG. 1.

FIG. 6 is a left view of the container of FIG. 1.

FIG. 7 is a front perspective view of the container of FIG. 1 with a lid open; and,

FIG. 8 is a back perspective view of the container of FIG. 1 with a lid open.

1 Claim, 6 Drawing Sheets



(56)

References Cited

U.S. PATENT DOCUMENTS

D694,100	S	*	11/2013	Schneider	D24/224
D696,078	S	*	12/2013	Allen	D7/629
D698,459	S	*	1/2014	Chan	D24/224
D763,681	S	*	8/2016	Morgan	D9/428
D770,900	S	*	11/2016	Hendricks	D9/516

* cited by examiner




Figure 1




Figure 2




Figure 3




Figure 4




Figure 5




Figure 6




Figure 7




Figure 8