



US00D892587S

(12) **United States Design Patent** (10) **Patent No.:** **US D892,587 S**  
**Albertson** (45) **Date of Patent:** **\*\* Aug. 11, 2020**

(54) **WRENCH SOCKET HOLDER**

(71) Applicant: **Robert V. Albertson**, Mound, MN (US)

(72) Inventor: **Robert V. Albertson**, Mound, MN (US)

(73) Assignee: **ALBERTSON ENTERPRISES, LLC**,  
Mound, MN (US)

(\*\*) Term: **15 Years**

(21) Appl. No.: **29/651,537**

(22) Filed: **Aug. 23, 2018**

(51) **LOC (12) Cl.** ..... **08-05**

(52) **U.S. Cl.**  
USPC ..... **D8/71; D8/25**

(58) **Field of Classification Search**  
USPC ..... D8/21-29, 29.1, 114, 499, 321, 81, 52,  
D8/61, 107, 57, 346, 334, 333, 72-75,  
(Continued)

(56) **References Cited**

**U.S. PATENT DOCUMENTS**

2,219,457 A \* 10/1940 Schweitzer, Jr. .... H02K 19/04  
310/163

2,834,241 A 5/1958 Chowning  
(Continued)

**FOREIGN PATENT DOCUMENTS**

CN 2015-719980 \* 5/2015

*Primary Examiner* — Keli L Hill

*Assistant Examiner* — Sara S Sahneh

(74) *Attorney, Agent, or Firm* — Richard John Bartz

(57) **CLAIM**

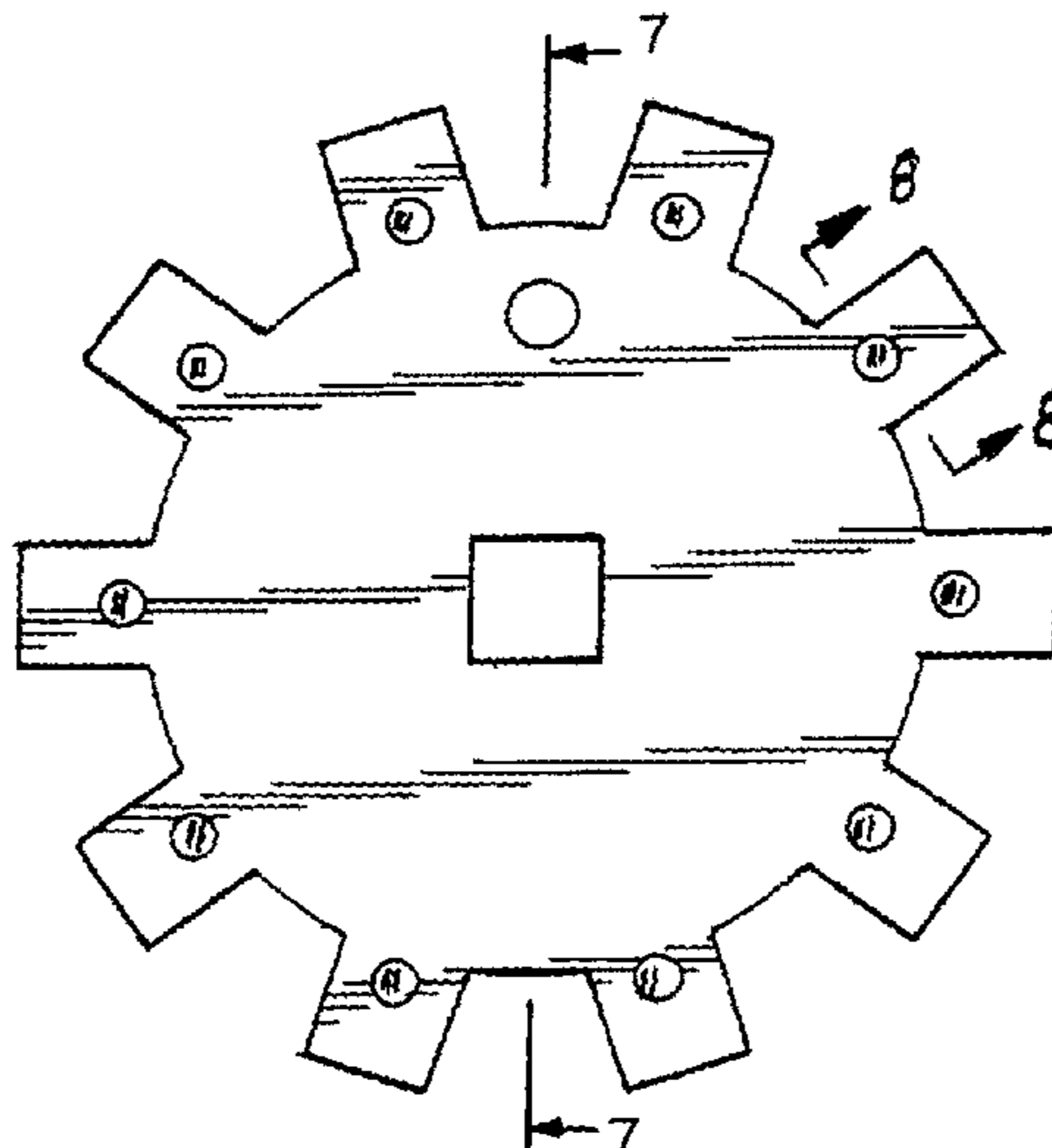
The ornamental design of a wrench socket holder, as shown and described.

**DESCRIPTION**

FIG. 1 is a front elevational view of a first embodiment of the wrench socket holder of my design;

FIG. 2 is a left side elevational view thereof;  
FIG. 3 is a right side elevational view thereof;  
FIG. 4 is a top plan view thereof;  
FIG. 5 is a bottom plan view thereof;  
FIG. 6 is back elevational view thereof;  
FIG. 7 is a sectional view taken along line 7-7 of FIG. 1;  
FIG. 8 is a sectional view taken along line 8-8 of FIG. 1;  
FIG. 9 is a front elevational view of a second embodiment of the wrench socket holder of my design;  
FIG. 10 is a left side elevational view of FIG. 9;  
FIG. 11 is a right side elevational view of FIG. 9;  
FIG. 12 is a top plan view of FIG. 9;  
FIG. 13 is a bottom plan view of FIG. 9;  
FIG. 14 is back elevational view of FIG. 9;  
FIG. 15 is a sectional view taken along line 15-15 of FIG. 9;  
FIG. 16 is a sectional view taken along line 16-16 of FIG. 9;  
FIG. 17 is a front elevational view of a third embodiment of the wrench socket holder of my design;  
FIG. 18 is a left side elevational view of FIG. 17;  
FIG. 19 is a right side elevational view of FIG. 17;  
FIG. 20 is a top plan view of FIG. 17;  
FIG. 21 is a bottom plan view of FIG. 17;  
FIG. 22 is back elevational view of FIG. 17;  
FIG. 23 is a sectional view taken along line 23-23 of FIG. 17;  
FIG. 24 is a sectional view taken along line 24-24 of FIG. 17;  
FIG. 25 is a front elevational view of a fourth embodiment of the wrench socket holder of my design;  
FIG. 26 is a left side elevational view of FIG. 25;  
FIG. 27 is a right side elevational view of FIG. 25;  
FIG. 28 is a top plan view of FIG. 25;  
FIG. 29 is a bottom plan view of FIG. 25;  
FIG. 30 is back elevational view of FIG. 25;  
FIG. 31 is a sectional view taken along line 31-31 of FIG. 25; and,  
FIG. 32 is a sectional view taken along line 32-32 of FIG. 25.

**1 Claim, 4 Drawing Sheets**



(58) **Field of Classification Search**

USPC ..... D8/393-395, 63, 93, 14, 330, 336, 400,  
 D8/349, 467, 356, 692, 693, 17, 367, 368,  
 D8/369, 370, 371; 81/119, 177.1, 177.2,  
 81/57.5, 478, 177.7, 177.8, 166;  
 16/87.4 R, 87.2; D15/148, 140, 138, 5;  
 D21/692-694  
 CPC ..... B25B 13/08; B25B 13/00; B25B 13/481;  
 B25B 13/56; B25B 23/16; B25B 13/06;  
 B25B 23/0035; B25B 15/001; B25B  
 13/065; B25B 23/0021; B25B 15/008;  
 B25G 1/043; B25G 1/005; B25G 1/063;  
 B25G 1/085; B25G 1/066; B25G 1/102;  
 A47H 13/01; A47H 15/04; A47H 13/04;  
 A47K 3/38

See application file for complete search history.

(56) **References Cited**

U.S. PATENT DOCUMENTS

3,727,771 A \* 4/1973 Hoffman ..... B25H 3/003  
 211/69  
 4,591,817 A 5/1986 Miller  
 4,826,021 A 5/1989 Burrel

D342,432 S \* 12/1993 Sadoway ..... D8/71  
 D356,526 S \* 3/1995 Burns ..... D12/123  
 D366,114 S \* 1/1996 Ohata ..... D10/61  
 5,500,631 A 3/1996 Negus  
 5,603,248 A 2/1997 Eggert et al.  
 5,743,395 A 4/1998 Backer  
 5,996,757 A \* 12/1999 Hofmann ..... F16D 13/72  
 192/113.2  
 6,092,655 A 7/2000 Ernst  
 6,092,656 A 7/2000 Ernst  
 6,508,002 B1 \* 1/2003 Chiang ..... B21J 5/00  
 164/98  
 D480,938 S \* 10/2003 Whitley ..... D8/71  
 D528,882 S \* 9/2006 Dobras ..... D8/25  
 D665,639 S 8/2012 Albertson  
 2002/0057978 A1 \* 5/2002 Johansen ..... F04C 2/102  
 418/171  
 2007/0213155 A1 \* 9/2007 Reiter ..... B62M 9/10  
 474/160  
 2012/0135830 A1 \* 5/2012 Burke ..... B62M 9/02  
 474/94  
 2013/0049520 A1 \* 2/2013 Hwang ..... H02K 15/066  
 310/215  
 2015/0123510 A1 \* 5/2015 Dajaku ..... H02K 1/14  
 310/216.106  
 2016/0258523 A1 \* 9/2016 Reineke ..... B62M 9/10  
 2017/0016524 A1 \* 1/2017 Cheng ..... B62M 9/00

\* cited by examiner



FIG. 4

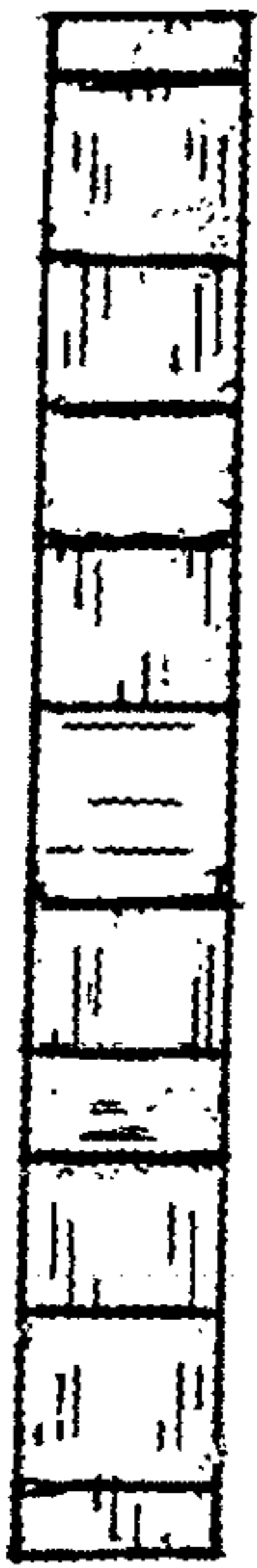


FIG. 2

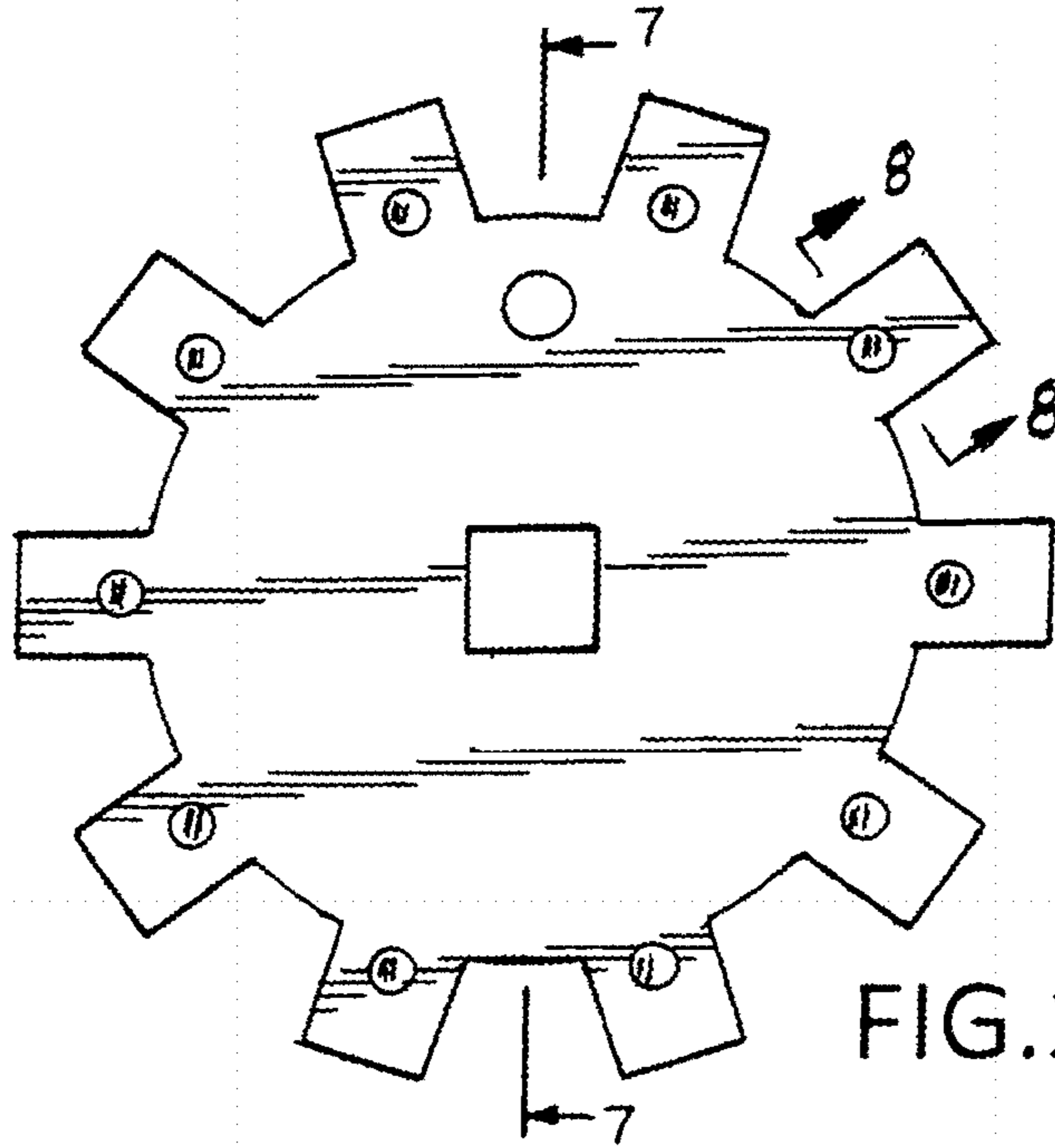


FIG. 1



FIG. 3



FIG. 5

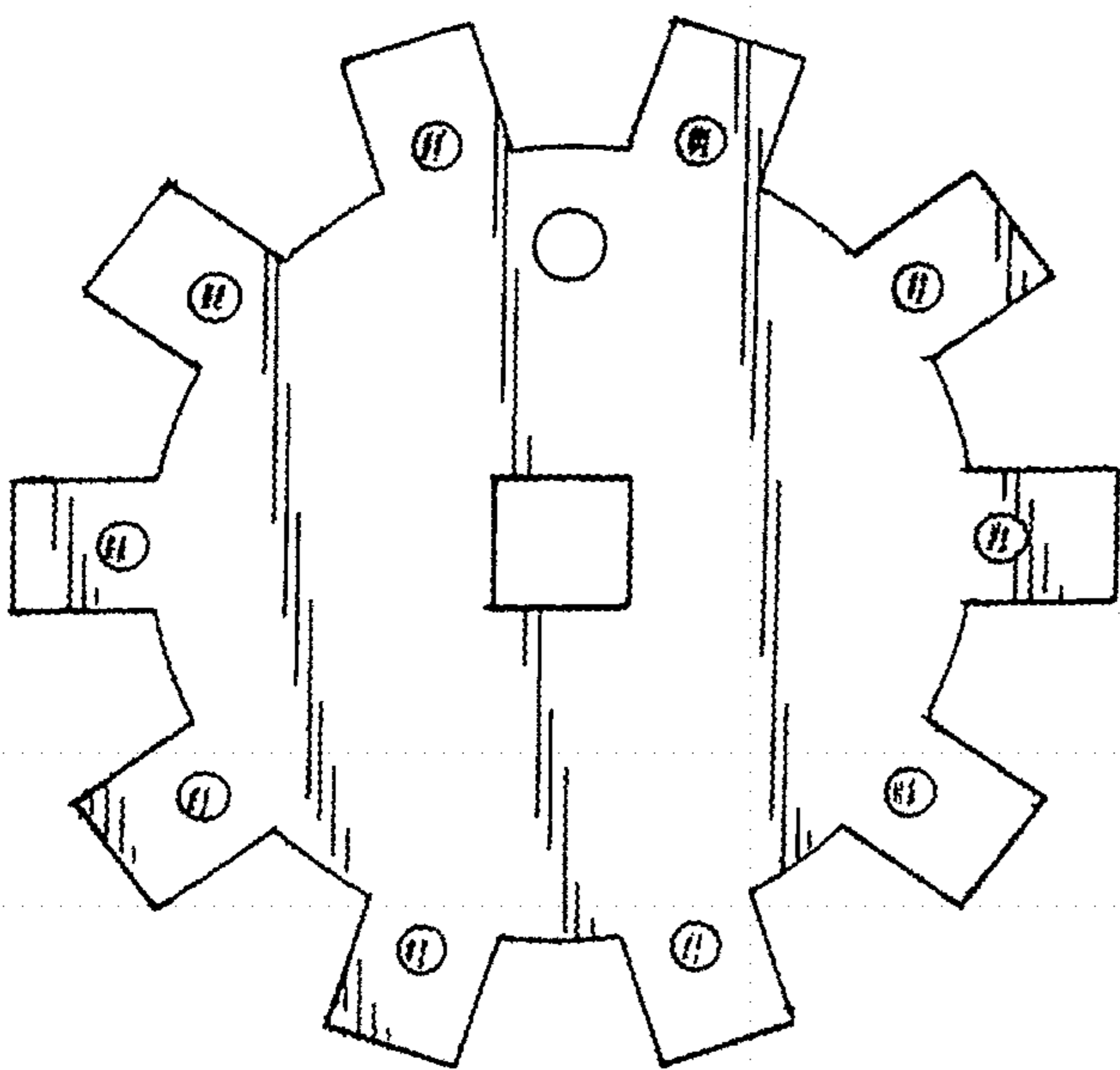


FIG. 6

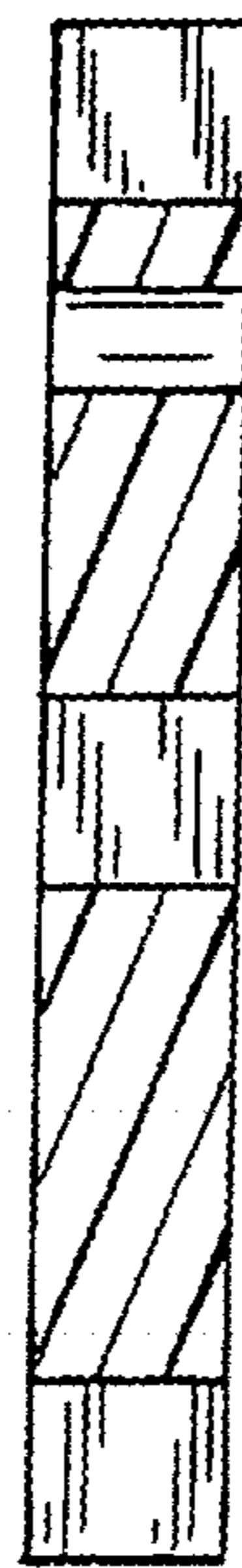


FIG. 7



FIG. 8



FIG. 12



FIG. 10

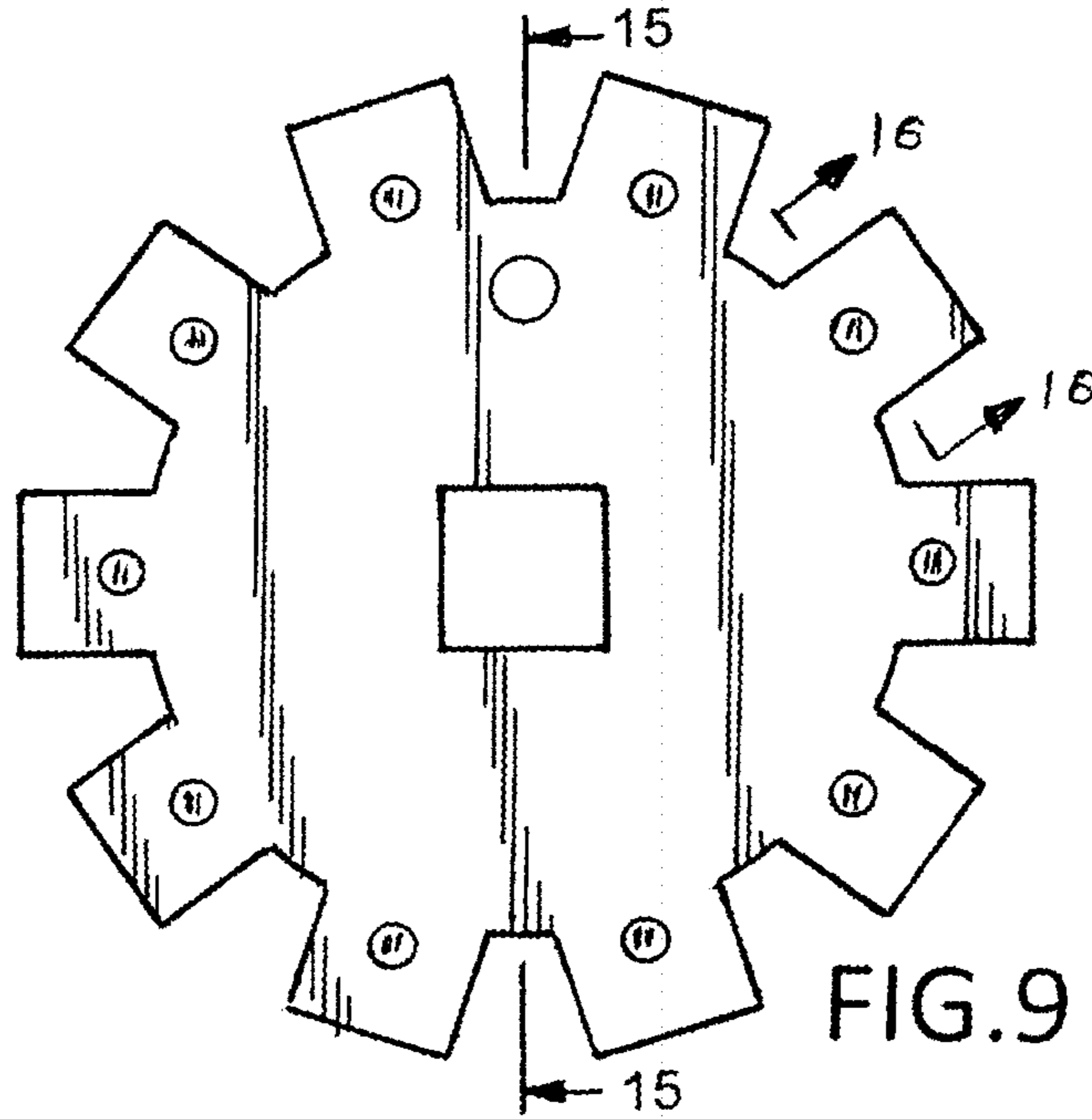


FIG. 9

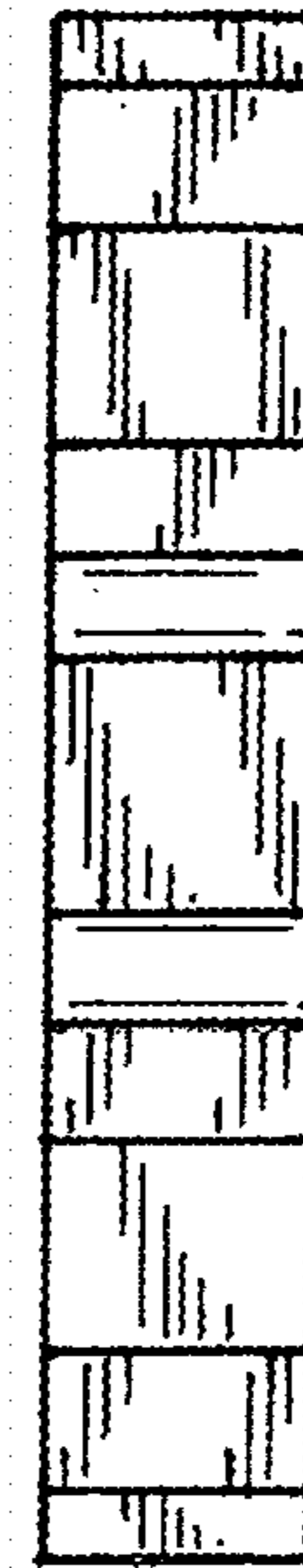


FIG. 11

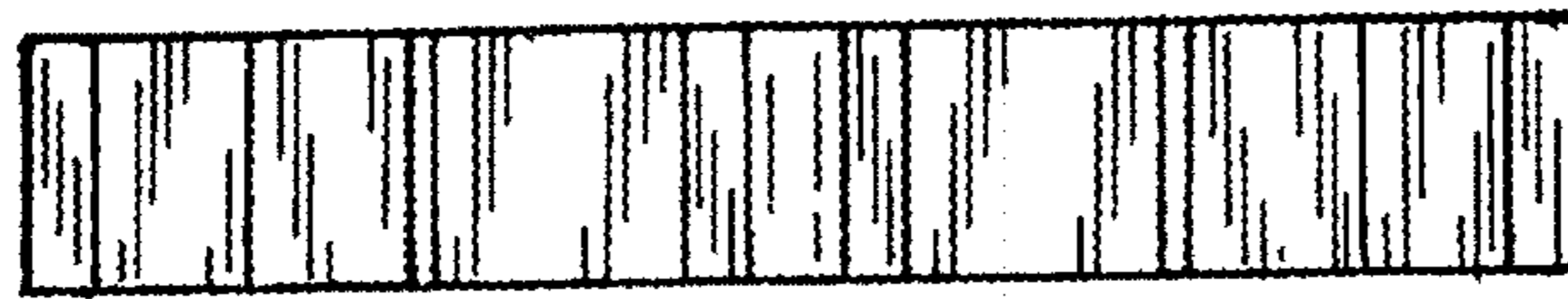


FIG. 13

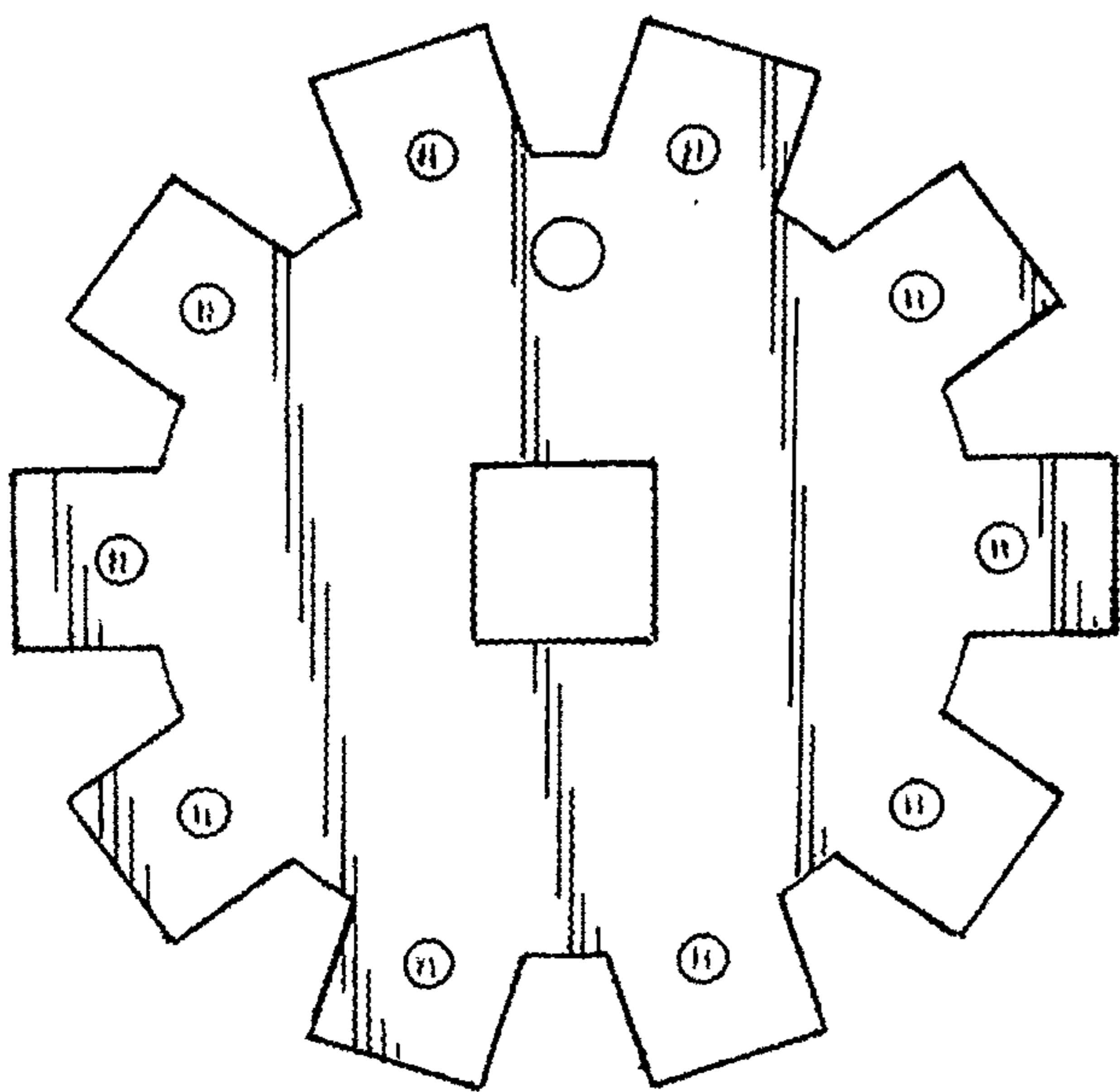


FIG. 14



FIG. 15

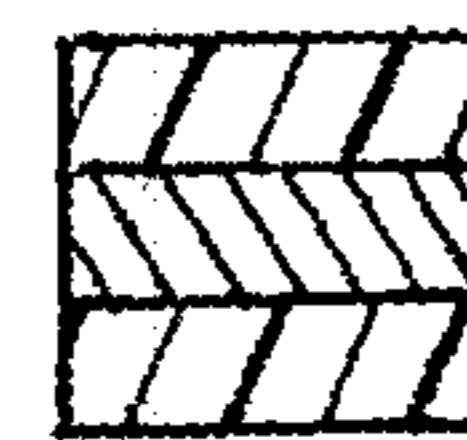


FIG. 16

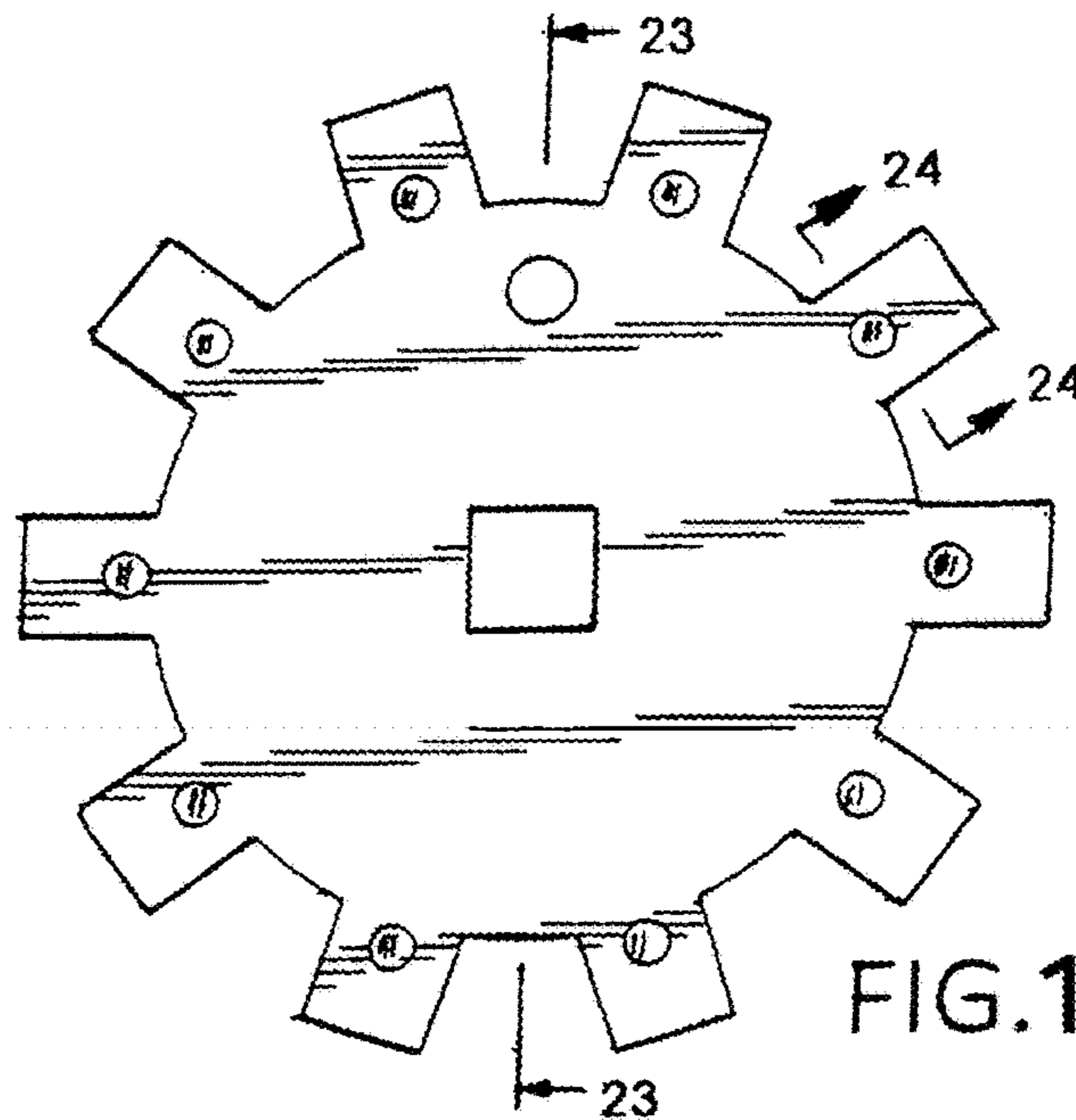
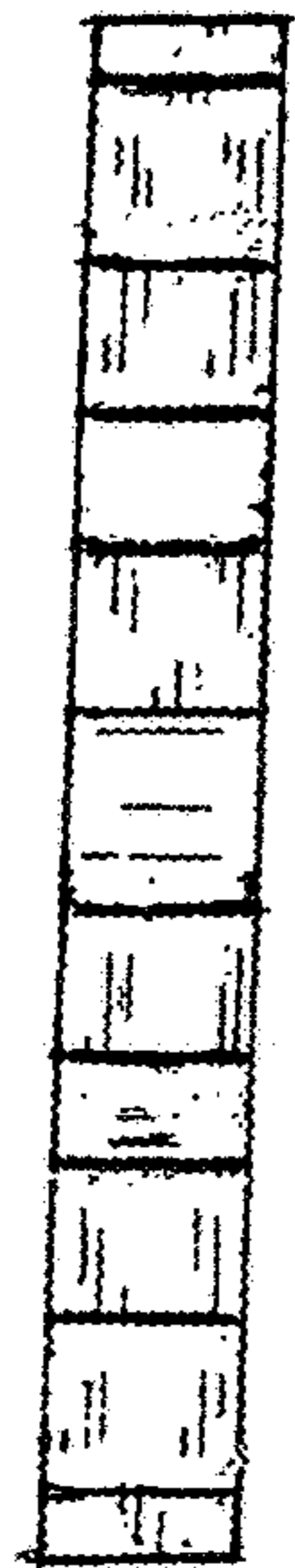


FIG. 18

FIG. 19

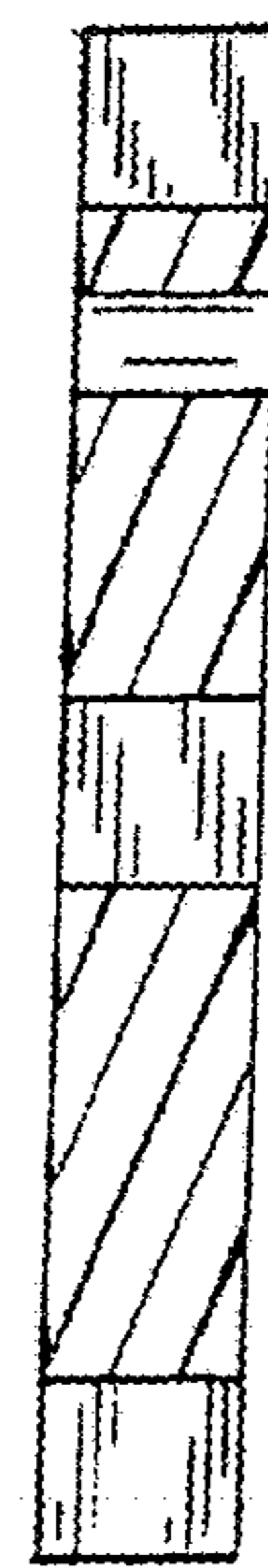
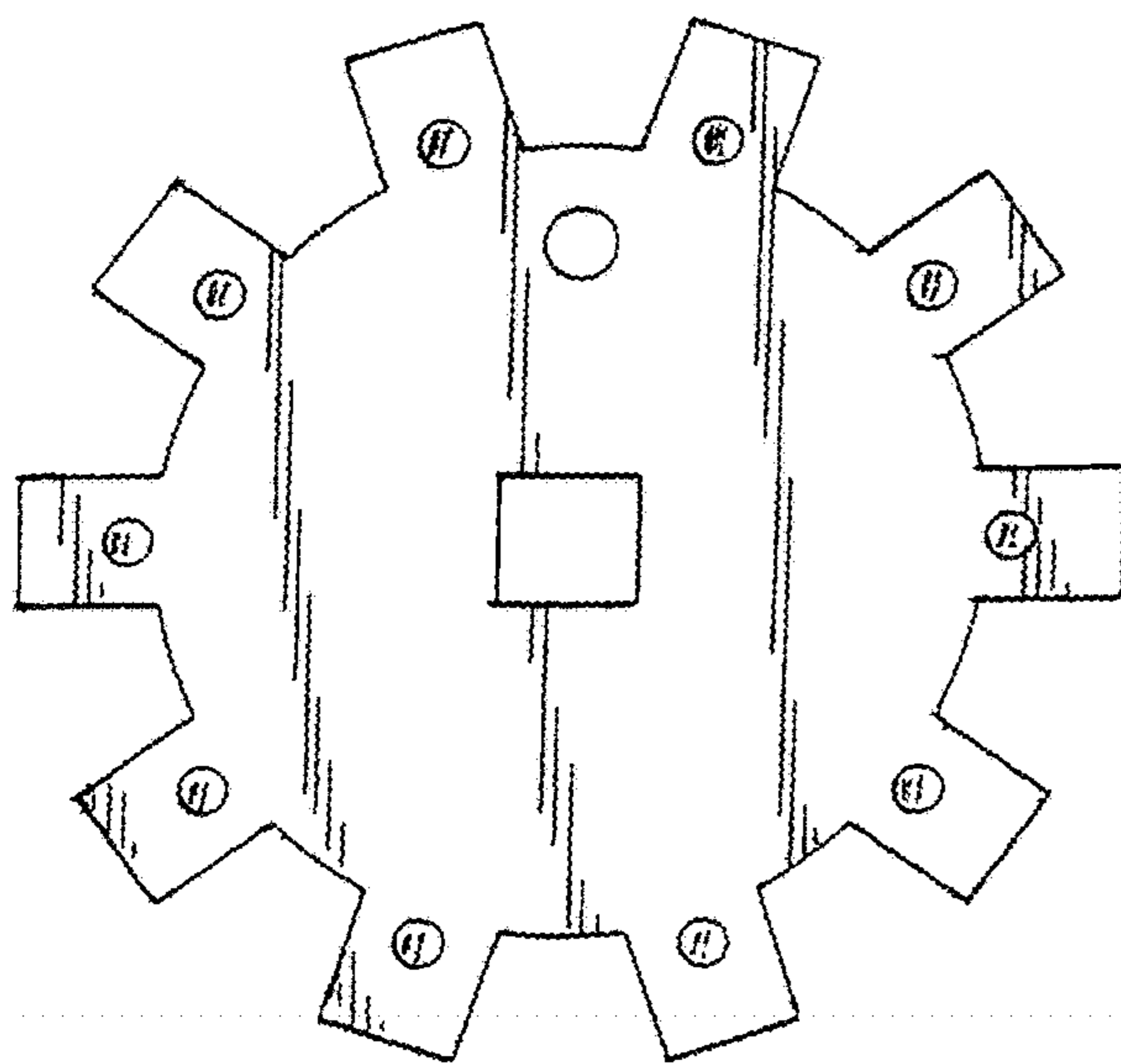


FIG. 24

FIG. 22

FIG. 23



FIG. 28



FIG. 26

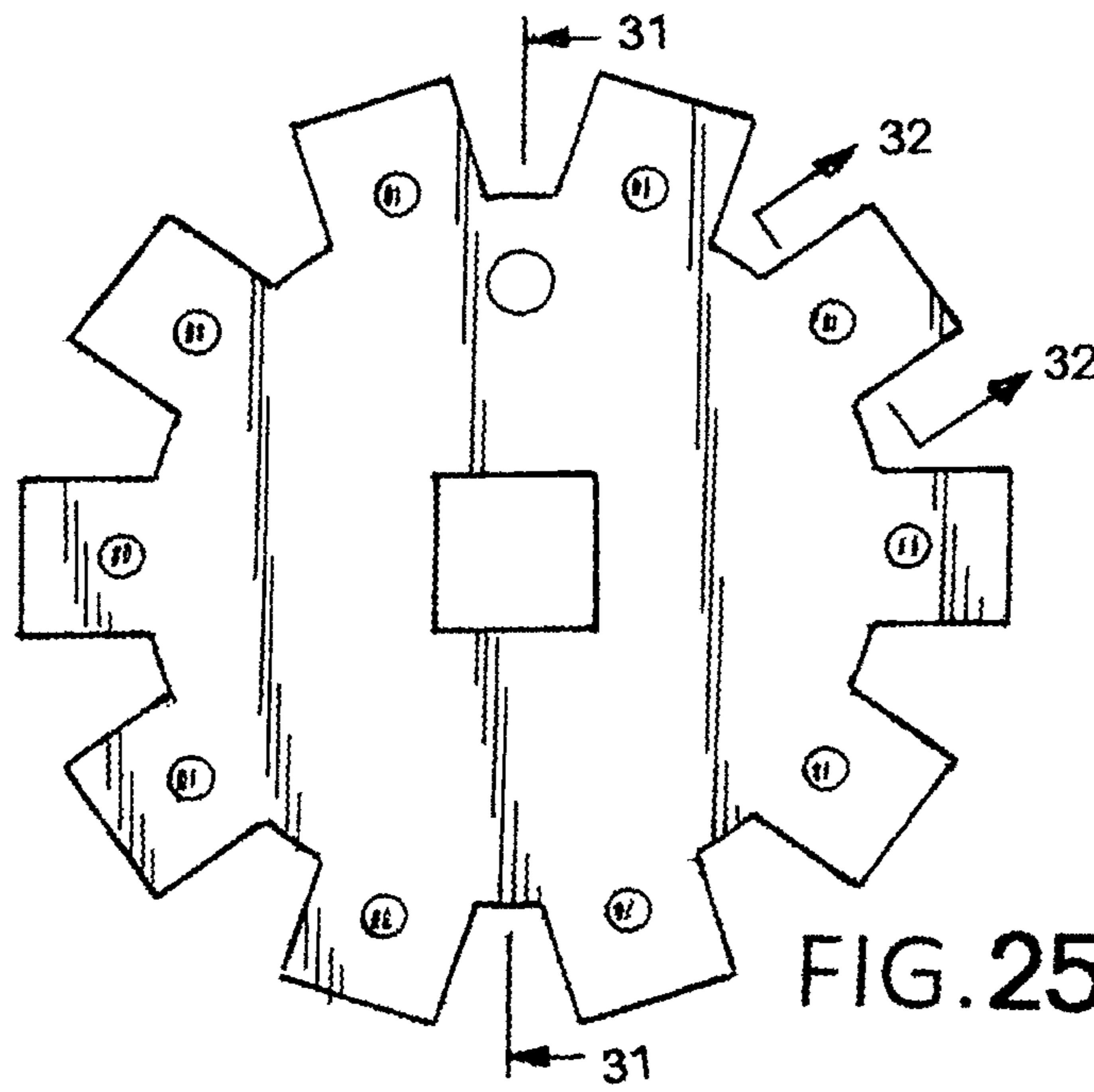


FIG. 25

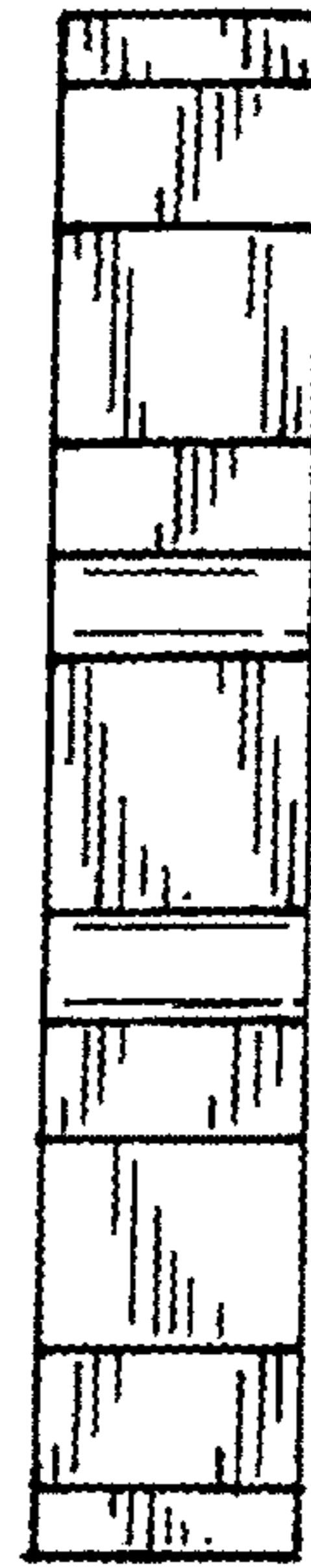


FIG. 27

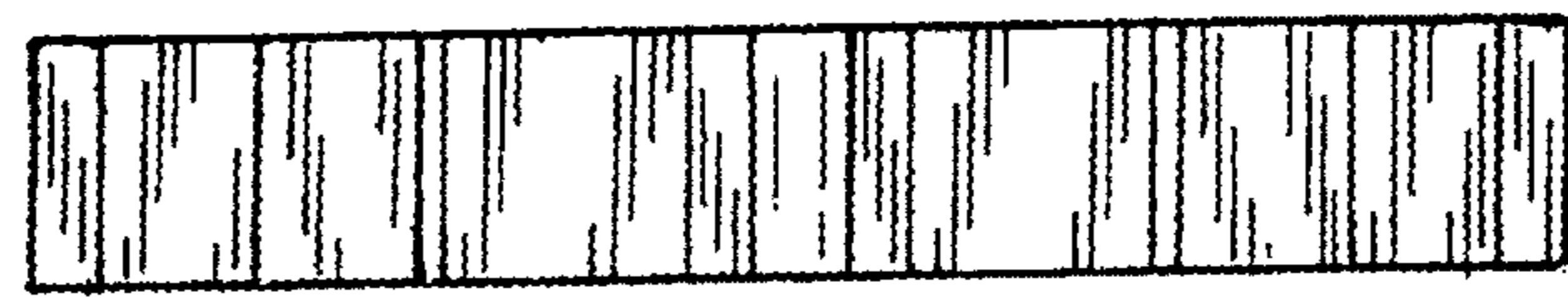


FIG. 29

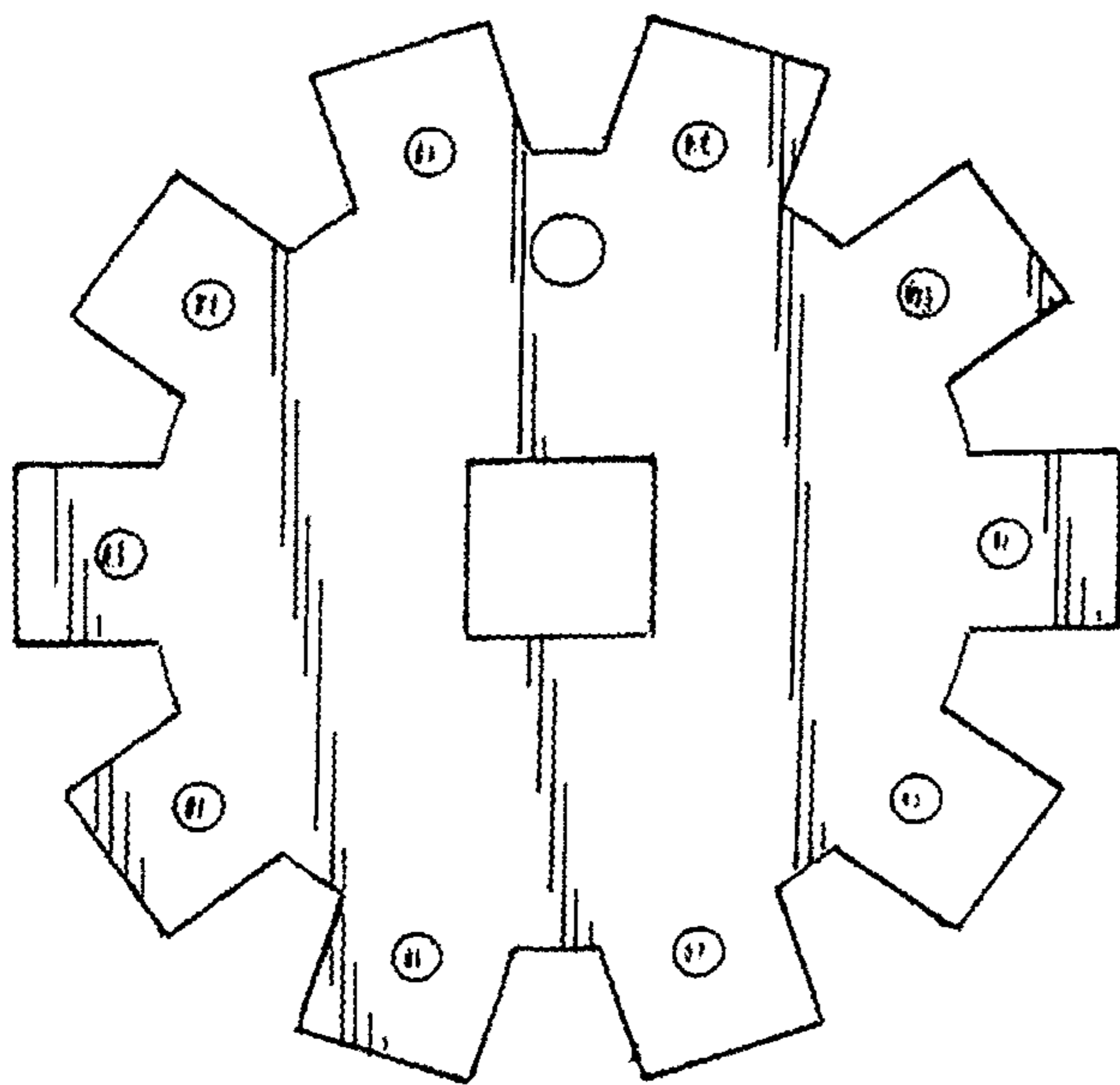


FIG. 30




FIG. 31



FIG. 32