

US00D892563S

(12) **United States Design Patent**
Chen

(10) **Patent No.:** **US D892,563 S**

(45) **Date of Patent:** **** Aug. 11, 2020**

(54) **SPICE RACK**

(71) Applicant: **Shuangma Plastic Manufacturing Inc,**
Zhejiang (CN)

(72) Inventor: **Cuihong Chen,** Zhejiang (CN)

(**) Term: **15 Years**

(21) Appl. No.: **29/644,156**

(22) Filed: **Apr. 16, 2018**

(30) **Foreign Application Priority Data**

Oct. 17, 2017 (CN) 2017 3 0493207

(51) **LOC (12) Cl.** **07-99**

(52) **U.S. Cl.**
USPC **D7/600.2**

(58) **Field of Classification Search**
USPC D7/600.2, 600.1, 590, 600, 600.4
CPC .. A47J 47/16; A47B 81/00; A47F 7/00; A47F
5/13; A47F 5/01
See application file for complete search history.

4,700,850 A * 10/1987 Morgan B44D 3/00
211/131.1

4,795,038 A * 1/1989 Johnson A47F 7/283
211/74

D435,740 S * 1/2001 Han D6/405

D497,288 S * 10/2004 McGuyer D7/590

D498,982 S * 11/2004 Hockey D7/600.2

D536,936 S * 2/2007 Tiemann A47J 31/44
D7/704

D590,183 S * 4/2009 Hensel D6/672

D609,057 S * 2/2010 Hertaus A47J 31/44
D7/600.2

D609,533 S * 2/2010 Tiemann A47J 31/44
D7/600.2

D620,280 S * 7/2010 Snider A47J 47/16
D7/600.2

D621,640 S * 8/2010 Tiemann A47J 47/16
D7/600.2

D623,875 S * 9/2010 Snider A47J 47/16
D6/680.3

D626,382 S * 11/2010 Tiemann A47J 47/16
D7/600.2

(Continued)

Primary Examiner — Cynthia R Underwood
(74) *Attorney, Agent, or Firm* — Prakash Nama; Global
IP Services, PLLC

(56) **References Cited**

U.S. PATENT DOCUMENTS

150,718 A * 5/1874 Seavey A47F 5/0037
211/77

938,809 A * 11/1909 Alexander G11B 33/0483
211/40

2,612,999 A * 10/1952 Zeis A01J 9/08
211/77

2,662,644 A * 12/1953 Alexander A47F 5/0037
211/77

3,088,714 A * 5/1963 Isreeli G01N 30/34
366/199

3,275,159 A * 9/1966 James A47F 5/02
211/49.1

D290,573 S * 6/1987 Drummond, Jr. D7/600


(57) **CLAIM**

The ornamental design for a spice rack, as shown.

DESCRIPTION

FIG. 1 is a front elevational view of a spice rack showing my new design;
FIG. 2 is a rear elevational view thereof;
FIG. 3 is a left side view thereof;
FIG. 4 is a right side view thereof;
FIG. 5 is a top plan view thereof;
FIG. 6 is a bottom plan view thereof; and,
FIG. 7 is a perspective view thereof.

1 Claim, 6 Drawing Sheets



(56)

References Cited

U.S. PATENT DOCUMENTS

D629,655 S * 12/2010 Tiemann A47J 47/16
D6/680.3
D634,978 S * 3/2011 Tiemann A47J 47/16
D7/600.4
D662,782 S * 7/2012 Tiemann D7/600.2
D664,401 S * 7/2012 Tiemann D7/600.4
8,292,096 B2 * 10/2012 Thompson A47J 47/16
211/59.2
D679,955 S * 4/2013 Hsu D7/600.4
D680,382 S * 4/2013 Tiemann D7/600.2
D680,383 S * 4/2013 Tsai D7/600.4
D680,384 S * 4/2013 Tsai D7/600.2
D688,529 S * 8/2013 Tiemann D7/600.2
D700,017 S * 2/2014 Hertaus D7/600.4
D703,006 S * 4/2014 Hsu D7/600.4
8,950,601 B2 * 2/2015 Hagadorn A47B 67/02
211/131.1
9,027,768 B2 * 5/2015 Hagadorn A47B 67/02
211/131.1
D743,749 S * 11/2015 Lee D7/600.2
D744,289 S * 12/2015 Tiemann D7/600.2
D763,627 S * 8/2016 Thompson D7/600.1
D768,442 S * 10/2016 Lee D7/600.2
D777,524 S * 1/2017 Hertaus D7/600.2
D778,684 S * 2/2017 Hertaus D7/600.4
D865,455 S * 11/2019 Liu D7/600.2
D867,073 S * 11/2019 McConnell D7/600.2
2002/0170868 A1 * 11/2002 Morgan A47G 19/30
211/77
2007/0045206 A1 * 3/2007 Tiemann A47B 49/00
211/77

* cited by examiner




FIG. 1




FIG. 2




FIG. 3




FIG. 4




FIG. 5




FIG. 6




FIG. 7