



US00D892550S

(12) **United States Design Patent** (10) **Patent No.:** **US D892,550 S**  
**Schuldt** (45) **Date of Patent:** **\*\* Aug. 11, 2020**

(54) **UTENSIL**

(71) Applicant: **ARC MANAGEMENT SERVICES,**  
Arques (FR)

(72) Inventor: **Diane Schuldt,** Sherrill, NY (US)

(73) Assignee: **ARC MANAGEMENT SERVICES,**  
Arques (FR)

(\*\*) Term: **15 Years**

(21) Appl. No.: **29/715,257**

(22) Filed: **Nov. 29, 2019**

**Related U.S. Application Data**

(62) Division of application No. 29/642,168, filed on Mar.  
28, 2018, now abandoned.

(30) **Foreign Application Priority Data**

Sep. 28, 2017 (EM) ..... 004376325-0002  
Sep. 28, 2017 (EM) ..... 004376325-0003  
Sep. 28, 2017 (EM) ..... 004376325-0004  
Sep. 28, 2017 (EM) ..... 004376325-0007  
Sep. 28, 2017 (EM) ..... 004376325-0008  
Sep. 28, 2017 (EM) ..... 004376325-0009  
Sep. 28, 2017 (EM) ..... 004376325-0011  
Sep. 28, 2017 (EM) ..... 004376325-0013  
Sep. 28, 2017 (EM) ..... 004376325-0014

(51) **LOC (12) Cl.** ..... **07-03**

(52) **U.S. Cl.**  
USPC ..... **D7/401.2; D7/653**

(58) **Field of Classification Search**  
USPC ..... D4/135; D7/368, 395, 401.2, 642-645,  
D7/653-664, 669, 675-677, 683,  
D7/688-689, 691; D8/107, 300-301;  
D22/117-118; D24/139  
CPC ... A01D 9/02; A01D 9/04; A01D 9/06; A47G  
21/00; A47G 21/004; A47G 21/005;  
A47G 21/02; A47G 21/023; A47G 21/04;  
A47G 21/06; A47G 21/08; A47J 43/28;  
A47J 43/281; A47J 43/282; A61F 13/10;

A61J 7/0023; B25G 1/00; B25G 1/01;  
B25G 1/02; B25G 3/00; B65D 75/56;  
B65D 75/563; B65D 75/566; B67B 7/00;  
B67B 7/724; B67B 7/73

See application file for complete search history.

(56) **References Cited**

**U.S. PATENT DOCUMENTS**

2,853,779 A \* 9/1958 Lordo ..... A47G 21/02  
30/324  
D238,281 S \* 12/1975 Cali ..... D24/139  
D258,241 S \* 2/1981 Takada ..... D4/135  
D271,267 S \* 11/1983 Cassini ..... D7/653  
D411,412 S \* 6/1999 Morrison ..... D7/401.2

(Continued)

*Primary Examiner* — Ricky Pham

(74) *Attorney, Agent, or Firm* — Cantor Colburn LLP

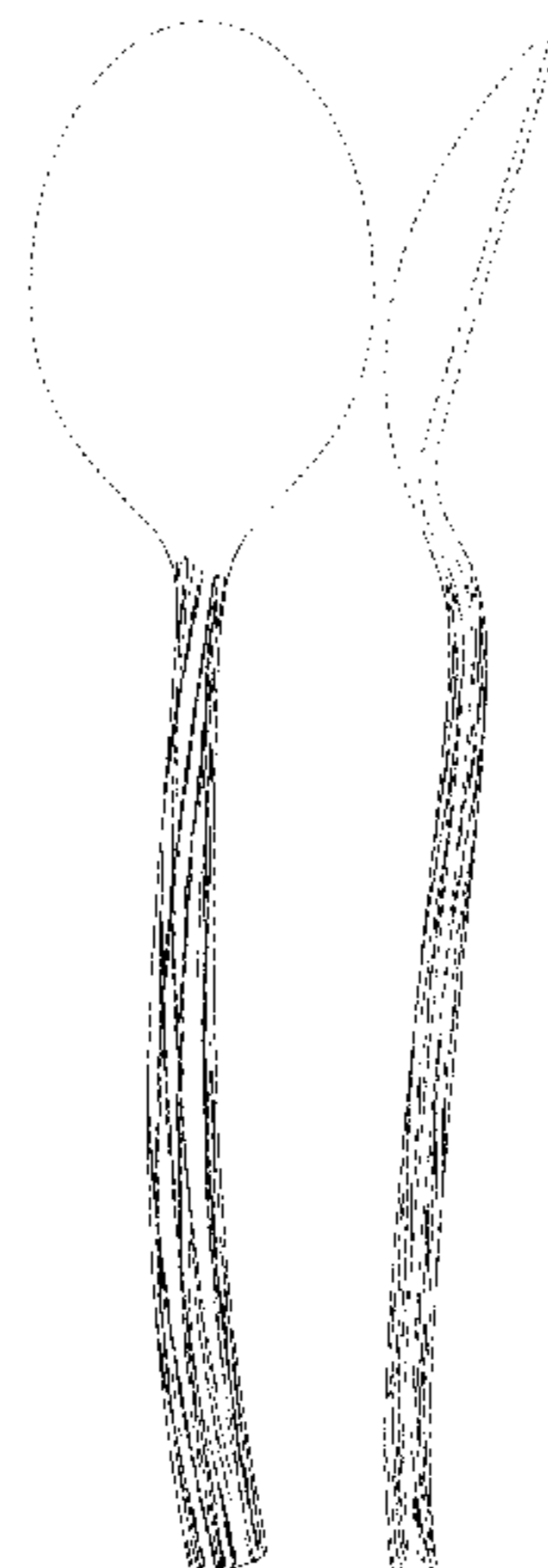
(57) **CLAIM**

I claim, the ornamental design for a utensil, as shown and  
described.

**DESCRIPTION**

FIG. 1 is a top view of a utensil, showing my new design;  
FIG. 2 is a side view thereof, the opposite side being a mirror  
image thereof;  
FIG. 3 is a bottom view thereof;  
FIG. 4 is a top view thereof in another embodiment;  
FIG. 5 is a side view thereof, the opposite side being a mirror  
image thereof; and,  
FIG. 6 is a bottom view thereof.  
Portions shown in broken lines form no part of the claimed  
design.  
End and side views of the utensil not shown in the drawings  
form no part of the claimed design.

**1 Claim, 2 Drawing Sheets**



(56)

**References Cited**

U.S. PATENT DOCUMENTS

D431,424 S \* 10/2000 Junko ..... D7/653  
D479,103 S \* 9/2003 McMullin ..... D7/645  
D531,853 S \* 11/2006 Zemel ..... D7/395  
D554,953 S \* 11/2007 Smith ..... D7/664  
D565,361 S \* 4/2008 Shane-Schuldt ..... D7/653  
D572,543 S \* 7/2008 Koennecke ..... D7/664  
D758,796 S \* 6/2016 Miller ..... D7/401.2  
10,081,095 B1 \* 9/2018 Lee ..... A47G 21/06

\* cited by examiner

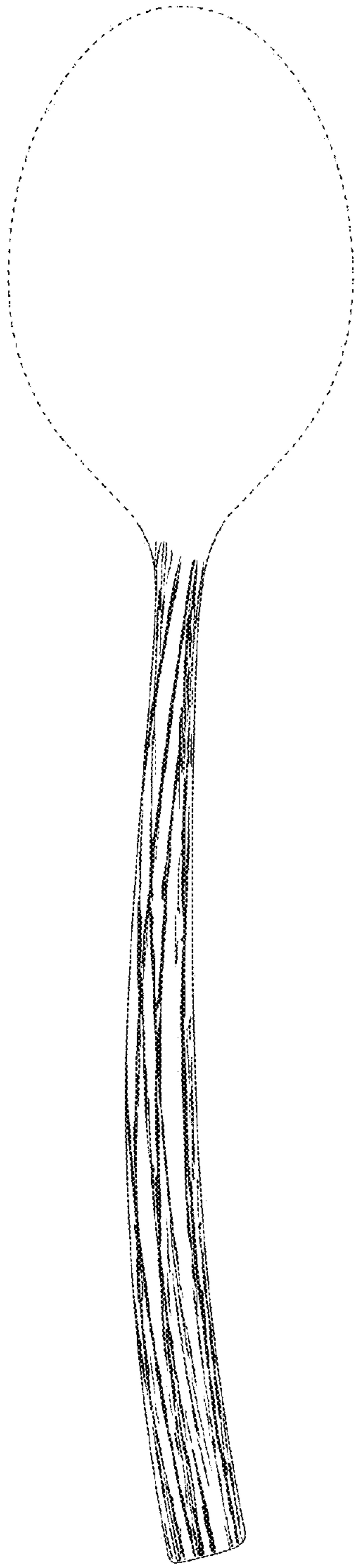


FIG. 1




FIG. 2

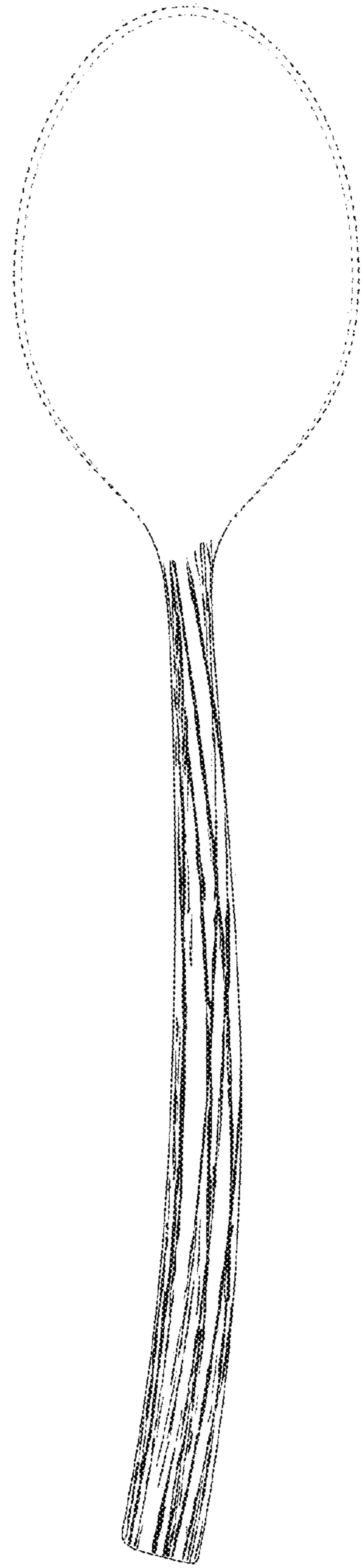


FIG. 3

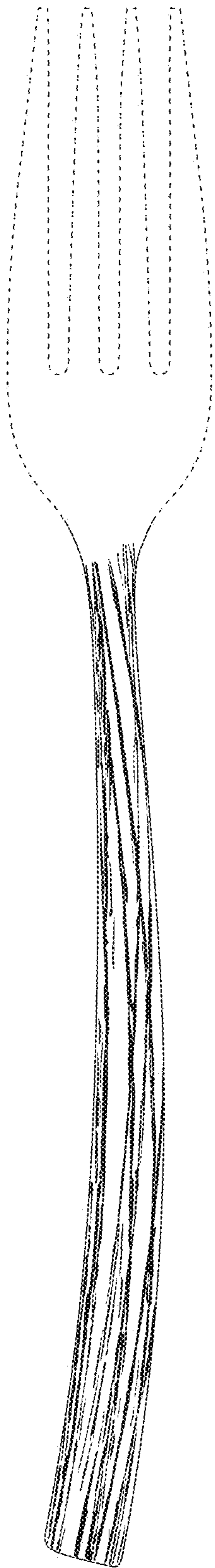


FIG. 4

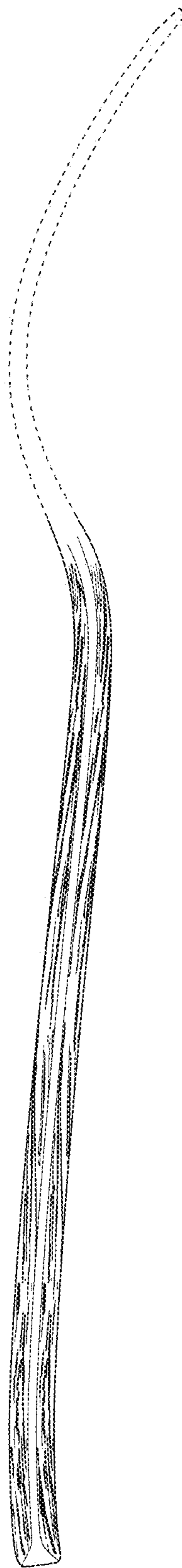


FIG. 5

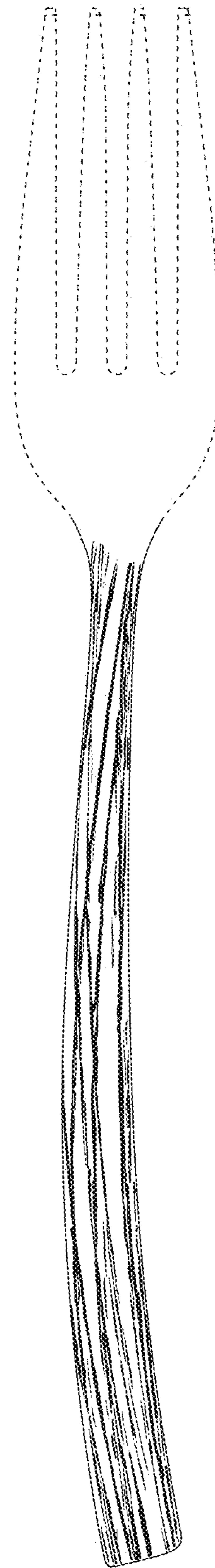


FIG. 6