



US00D892549S

(12) **United States Design Patent** (10) **Patent No.:** **US D892,549 S**
Schuldt (45) **Date of Patent:** **** Aug. 11, 2020**

(54) **KNIFE**

A61J 7/0023; B25G 1/00; B25G 1/01;
B25G 1/02; B25G 3/00; B65D 75/56;
B65D 75/563; B65D 75/566; B67B 7/00;
B67B 7/724; B67B 7/73

(71) Applicant: **ARC MANAGEMENT SERVICES,**
Arques (FR)

See application file for complete search history.

(72) Inventor: **Diane Schuldt,** Sherrill, NY (US)

(56) **References Cited**

(73) Assignee: **ARC MANAGEMENT SERVICES,**
Arques (FR)

U.S. PATENT DOCUMENTS

(**) Term: **15 Years**

2,853,779	A *	9/1958	Lordo	A47G 21/02 30/324
D238,281	S *	12/1975	Cali	D24/139
D258,241	S *	2/1981	Takada	D4/135
D271,267	S *	11/1983	Cassini	D7/653
D411,412	S *	6/1999	Morrison	D7/401.2
D431,424	S *	10/2000	Junko	D7/653
D479,103	S *	9/2003	McMullin	D7/645
D531,853	S *	11/2006	Zemel	D7/395
D554,953	S *	11/2007	Smith	D7/664
D565,361	S *	4/2008	Shane-Schuldt	D7/653
D572,543	S *	7/2008	Koennecke	D7/664

(21) Appl. No.: **29/715,255**

(22) Filed: **Nov. 29, 2019**

Related U.S. Application Data

(62) Division of application No. 29/642,168, filed on Mar.
28, 2018, now abandoned.

(Continued)

(30) **Foreign Application Priority Data**

Sep. 28, 2017	(EM)	004376325-0002
Sep. 28, 2017	(EM)	004376325-0003
Sep. 28, 2017	(EM)	004376325-0004
Sep. 28, 2017	(EM)	004376325-0007
Sep. 28, 2017	(EM)	004376325-0008
Sep. 28, 2017	(EM)	004376325-0009
Sep. 28, 2017	(EM)	004376325-0011
Sep. 28, 2017	(EM)	004376325-0013
Sep. 28, 2017	(EM)	004376325-0014

Primary Examiner — Ricky Pham

(74) *Attorney, Agent, or Firm* — Cantor Colburn LLP

(51) **LOC (12) Cl.** **07-03**

(52) **U.S. Cl.**
USPC **D7/401.2; D7/649; D7/653; D7/664**

(57) **CLAIM**

I claim, the ornamental design for a knife, as shown and described.


(58) **Field of Classification Search**

USPC D4/135; D7/368, 395, 401.2, 642-645,
D7/653-664, 669, 675-677, 683,
D7/688-689, 691; D8/107, 300-301;
D22/117-118; D24/139
CPC ... A01D 9/02; A01D 9/04; A01D 9/06; A47G
21/00; A47G 21/004; A47G 21/005;
A47G 21/02; A47G 21/023; A47G 21/04;
A47G 21/06; A47G 21/08; A47J 43/28;
A47J 43/281; A47J 43/282; A61F 13/10;

DESCRIPTION

FIG. 1 is a side view of a knife, showing my new design;
FIG. 2 is a bottom view thereof; and,
FIG. 3 is an opposite side view thereof.
Portions shown in broken lines form no part of the claimed design.
End and side views of the knife not shown in the drawings form no part of the claimed design.

1 Claim, 1 Drawing Sheet



(56)

References Cited

U.S. PATENT DOCUMENTS

D758,796 S * 6/2016 Miller D7/401.2
10,081,095 B1 * 9/2018 Lee A47G 21/06

* cited by examiner

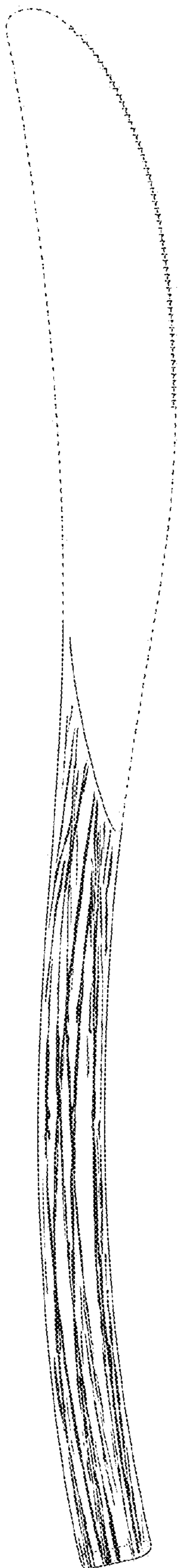


FIG. 1

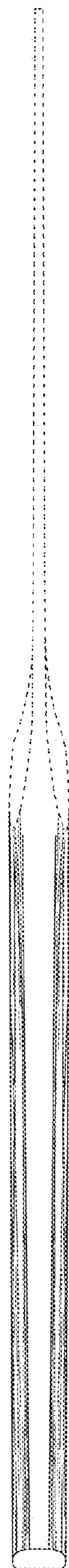


FIG. 2




FIG. 3