



US00D892545S

(12) **United States Design Patent** (10) **Patent No.:** **US D892,545 S**
Zemel et al. (45) **Date of Patent:** **** Aug. 11, 2020**

(54) **PAIR OF FOLDABLE HANDLES FOR A TRAY**
(71) Applicant: **Mr. Bar-B-Q Products LLC**, Melville, NY (US)
(72) Inventors: **Marc Zemel**, Melville, NY (US); **Joanne Rudis**, Melville, NY (US)
(73) Assignee: **MR. BAR-B-Q PRODUCTS LLC**, Melville, NY (US)

D635,825 S * 4/2011 Borovicka D7/409
8,627,550 B1 * 1/2014 Chung A47J 45/00
16/422
D712,240 S * 9/2014 Bracegirdle D8/384
D748,919 S * 2/2016 Frey D3/318
D752,913 S * 4/2016 Taylor D7/354
D761,614 S * 7/2016 Zemel D7/354
D767,940 S * 10/2016 Gross D7/554.3
D774,349 S * 12/2016 Zemel D7/354

(Continued)

(**) Term: **15 Years**

(21) Appl. No.: **29/665,129**

(22) Filed: **Oct. 1, 2018**

(51) **LOC (12) Cl.** **07-99**

(52) **U.S. Cl.**
USPC **D7/394**

(58) **Field of Classification Search**
USPC D7/323, 332, 335-337, 354-355,
D7/359-365, 387, 388, 393, 394, 402,
D7/407-409, 395, 396.1, 397; D3/315,
D3/318, 328, 304, 306; D34/10, 27
CPC A21B 2/00; A21B 3/00; A21B 3/13; A21B
3/15; A47J 37/00; A47J 47/20
See application file for complete search history.

(56) **References Cited**

U.S. PATENT DOCUMENTS

3,179,287 A * 4/1965 Rickmeier, Jr. A47J 36/24
220/324
3,578,226 A * 5/1971 Good A47G 25/1457
294/137
D374,604 S * 10/1996 Hnatowicz D3/228
D406,984 S * 3/1999 Skvorecz D7/393
D450,980 S * 11/2001 Su D7/393
D483,799 S * 12/2003 Kadota D18/40
D510,232 S * 10/2005 Varcelli D7/393
D558,514 S * 1/2008 Molayem D7/394
D624,787 S * 10/2010 Adams D7/409

OTHER PUBLICATIONS

Stanley Cookset | posted at Amazon.co.uk, posted on Sep. 16, 2015,
© 1996-2020 Amazon.com, [online], [site visited Jun. 15, 2020].
Available from Internet, <URL: <https://www.amazon.co.uk/Stanley-Adventure-Camp-Stainless-Steel/dp/B005188T90/>> (Year: 2015).*

Primary Examiner — Susan E Krakower

Assistant Examiner — Andrew Kerr

(74) *Attorney, Agent, or Firm* — Carter, DeLuca & Farrell
LLP

(57) **CLAIM**

The ornamental design for a pair of foldable handles for a tray, as shown and described.

DESCRIPTION

FIG. 1 is a top perspective view of a pair of foldable handles for a tray, in an open position in accordance with the present design;

FIG. 2 is a right side elevational view thereof;

FIG. 3 is a left side elevational view thereof;

FIG. 4 is a front elevational view thereof;

FIG. 5 is a rear elevational view thereof;

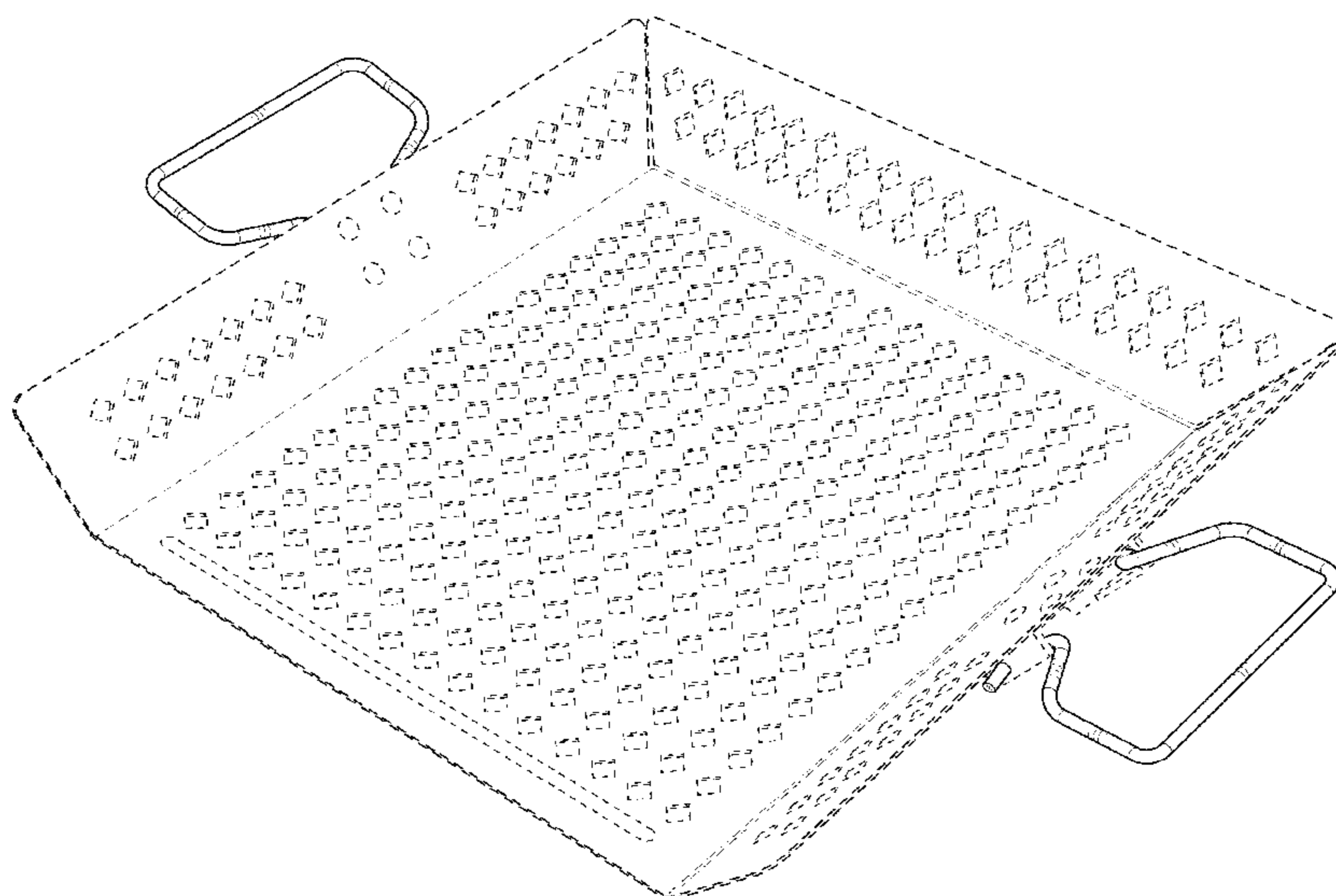
FIG. 6 is a top plan view thereof;

FIG. 7 is a bottom plan view thereof;

FIG. 8 is a bottom perspective view thereof; and,

FIG. 9 is a bottom perspective view thereof with handles in a closed position.

1 Claim, 7 Drawing Sheets



(56)

References Cited

U.S. PATENT DOCUMENTS

D775,947	S *	1/2017	Epstein	D9/433
D784,077	S *	4/2017	Zemel	D7/354
D812,967	S *	3/2018	Narvaez Lopez	D7/394
D829,038	S *	9/2018	Mishan	D7/361
D840,749	S *	2/2019	Zemel	D7/395
D846,940	S *	4/2019	Gabbay	D7/394
D846,941	S *	4/2019	Gabbay	D7/394
D860,728	S *	9/2019	Hubert	D7/409
D863,905	S *	10/2019	Dankert	D8/44
D869,090	S *	12/2019	Sjo	D28/36
D875,904	S *	2/2020	Rocandio Mazagatos ..	D23/304
D880,095	S *	3/2020	Hodge	D34/10
2013/0098800	A1 *	4/2013	Rehmanji	B65D 81/261 206/557

* cited by examiner

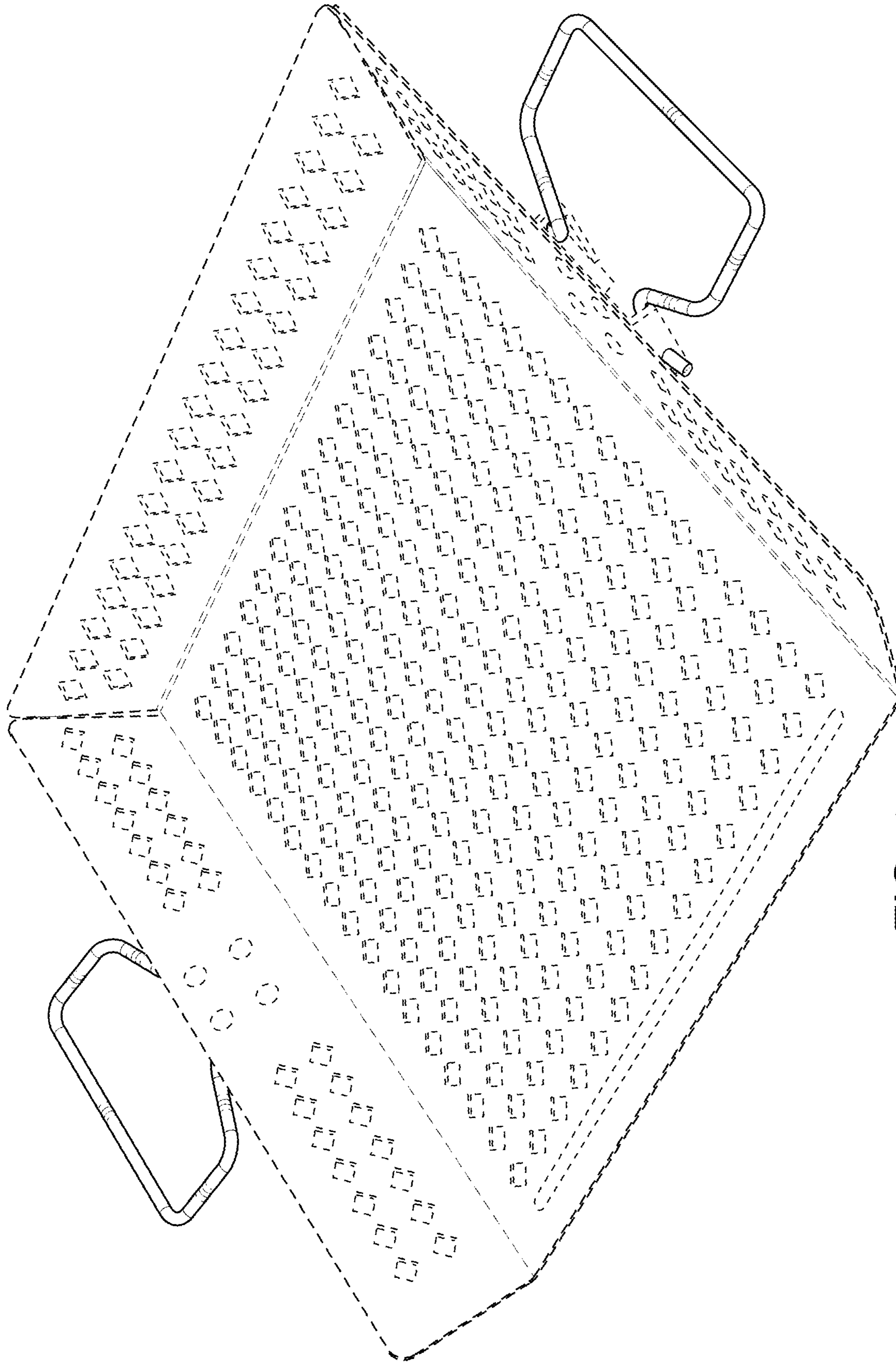


FIG. 1




FIG. 2

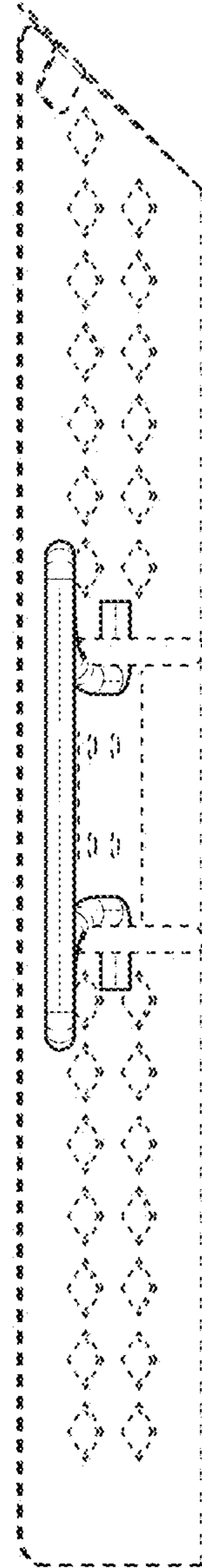


FIG. 3




FIG. 4




FIG. 5

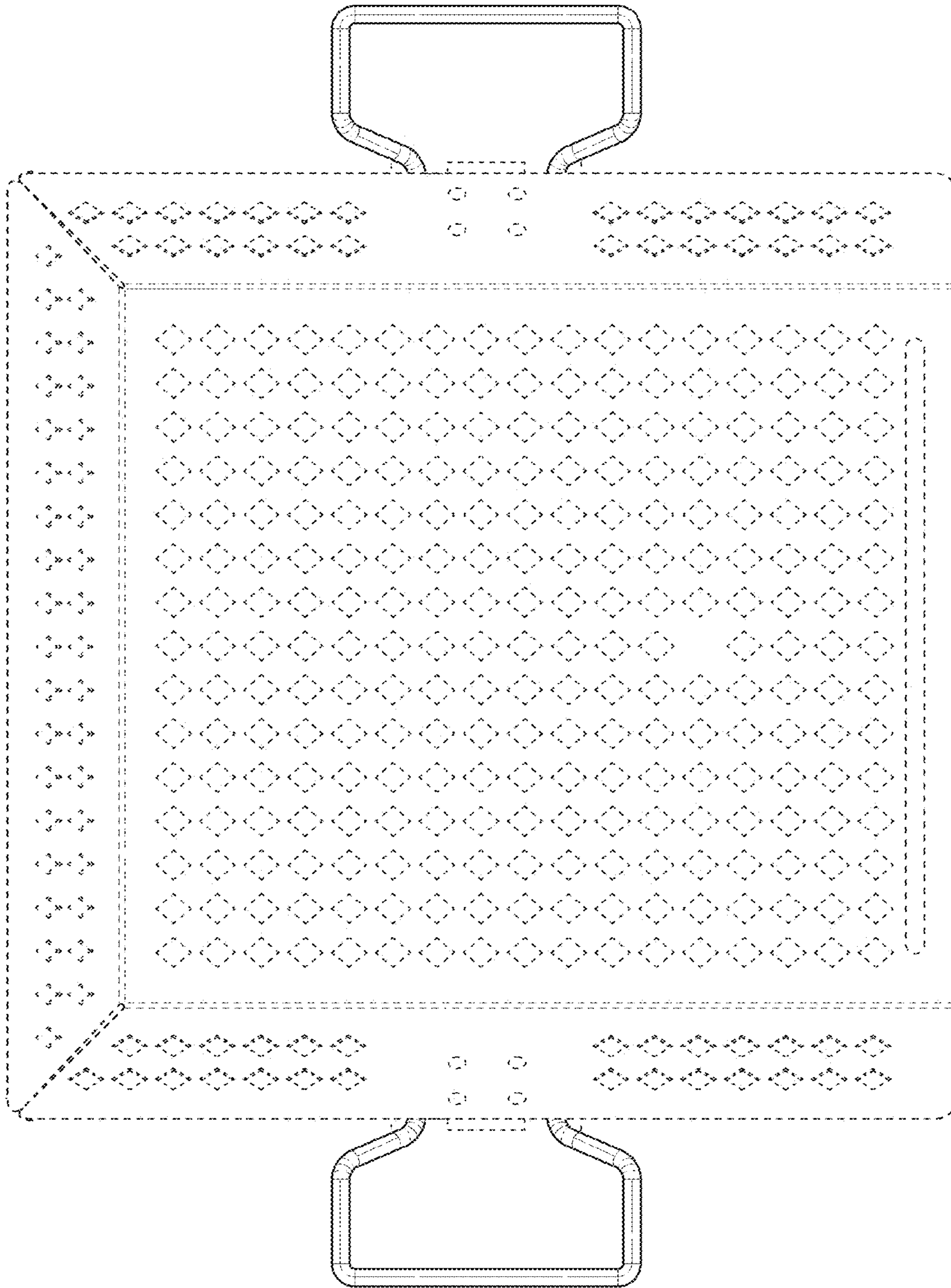


FIG. 6

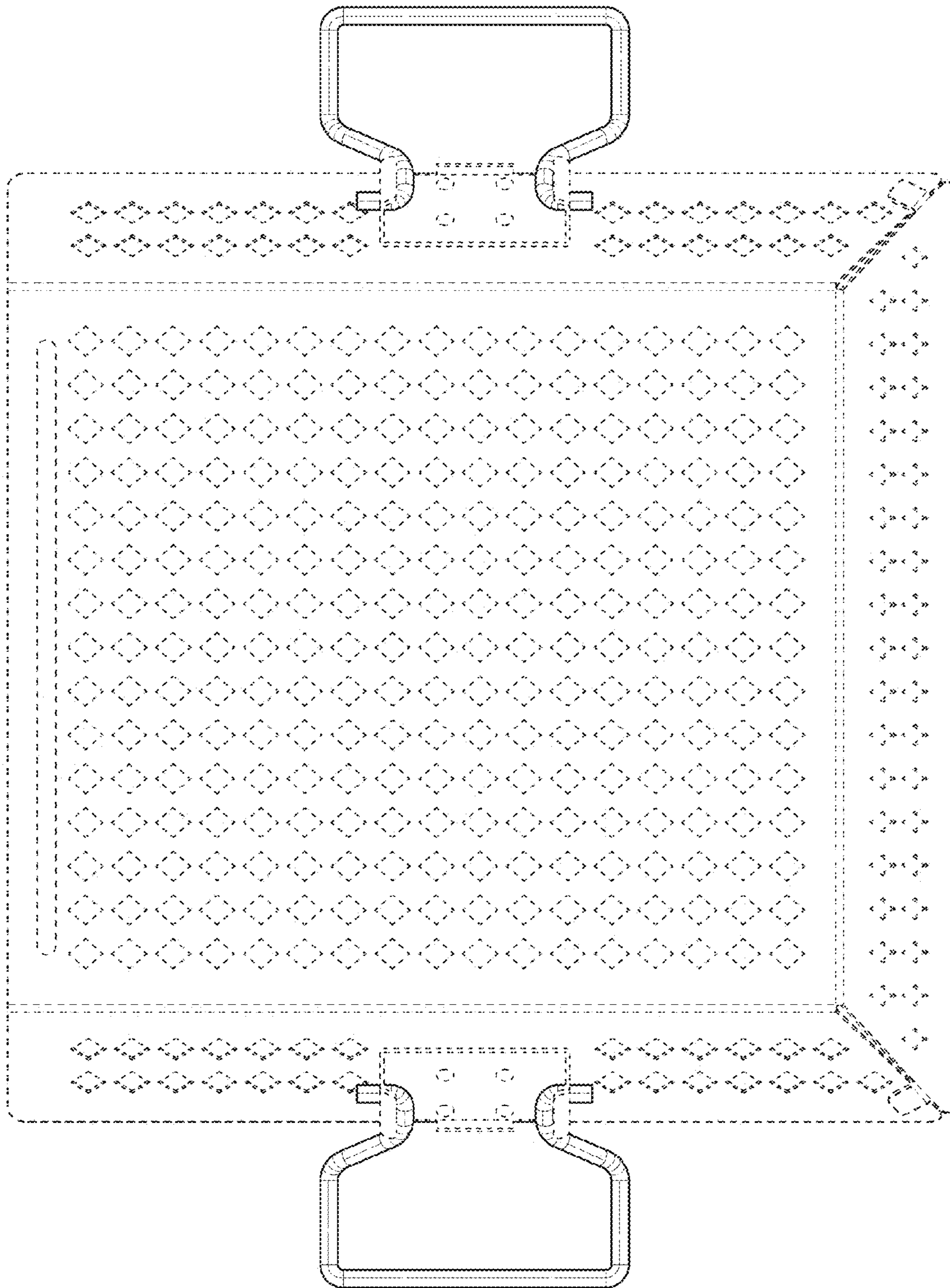


FIG. 7

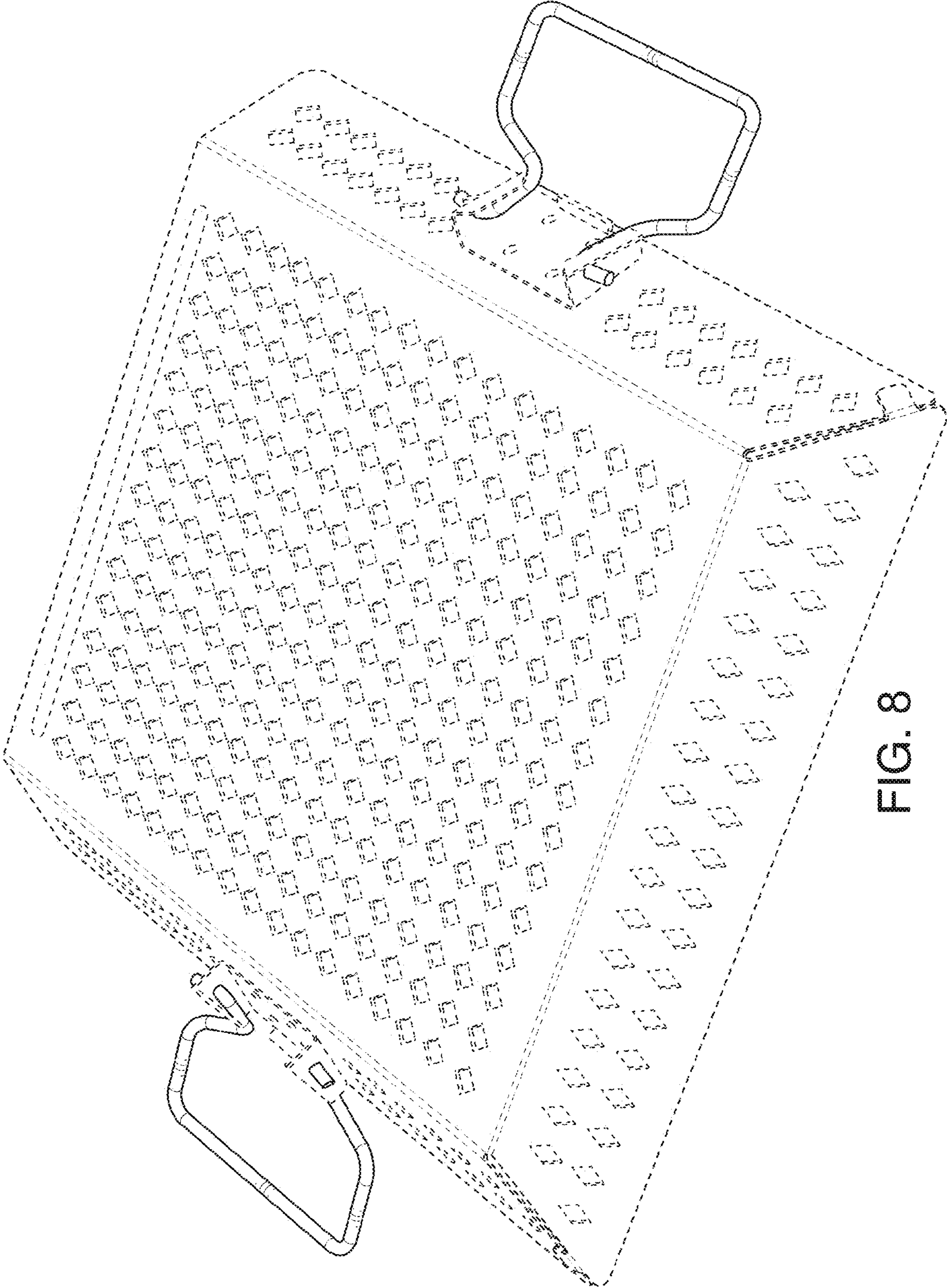


FIG. 8

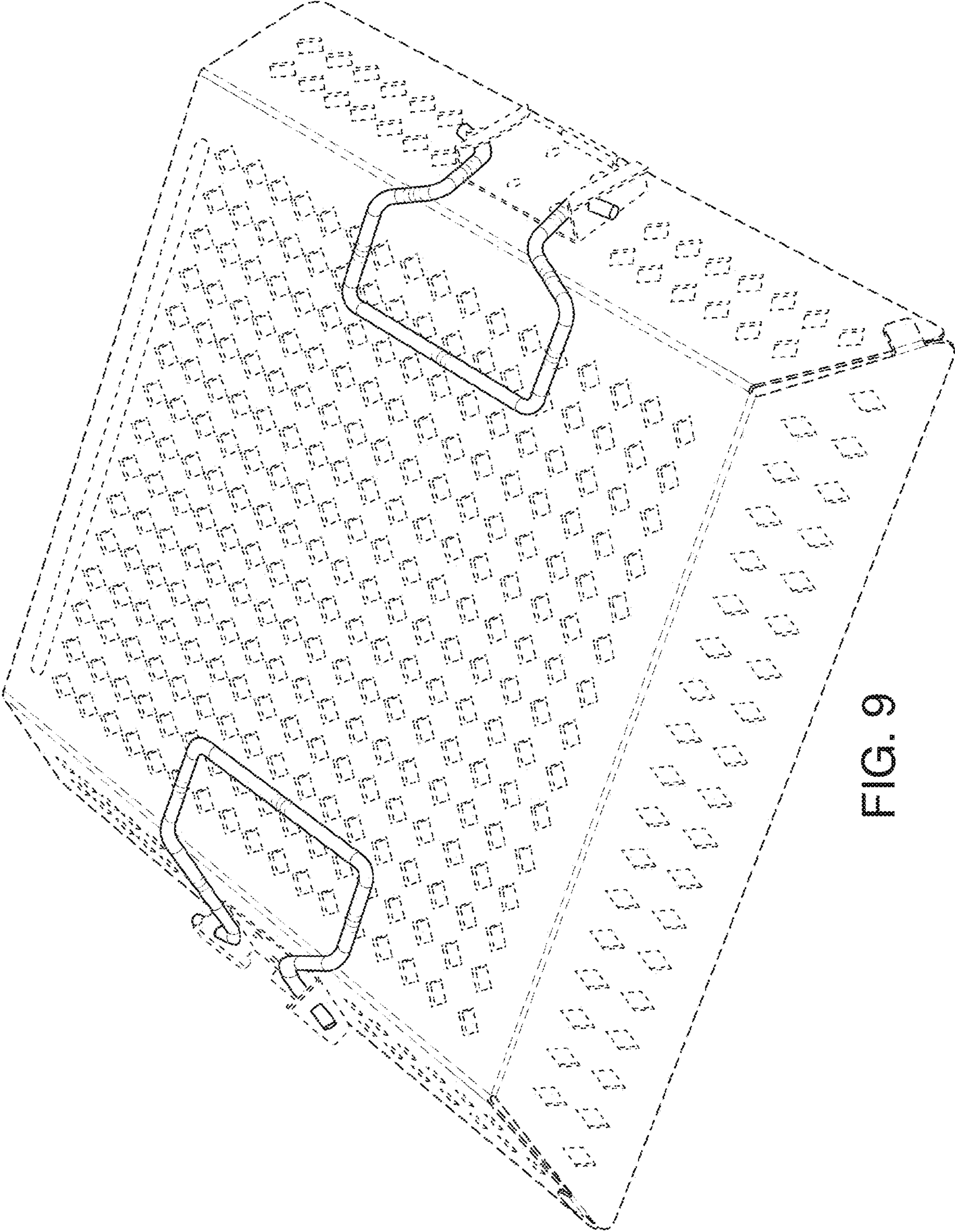


FIG. 9