



US00D892534S

(12) **United States Design Patent**  
**Fuller et al.**

(10) **Patent No.:** **US D892,534 S**  
(45) **Date of Patent:** **\*\* Aug. 11, 2020**

(54) **OVEN**

FOREIGN PATENT DOCUMENTS

(71) Applicant: **WHIRLPOOL CORPORATION**,  
Benton Harbor, MI (US)

GB 999061 A 7/1965  
GB 1016077 A 1/1966  
GB 1105140 A 3/1968

(72) Inventors: **Mallory A. Fuller**, Orland Park, IL  
(US); **Richard L. Hammond**, Grand  
Haven, MI (US); **Christopher A.**  
**Gregory**, St. Joseph, MI (US); **Michael**  
**A. Kahwaji**, St. Joseph, MI (US);  
**Jessica R. McConnell**, St. Joseph, MI  
(US); **Jason W. Tippetts**, Stevensville,  
MI (US)

*Primary Examiner* — Ricky Pham

(74) *Attorney, Agent, or Firm* — Price Heneveld LLP

(57) **CLAIM**

The ornamental design for an oven, as shown and described.

**DESCRIPTION**

(73) Assignee: **Whirlpool Corporation**, Benton  
Harbor, MI (US)

FIG. 1 is a front perspective view of an oven according to  
an embodiment of our design; and,  
FIG. 2 is a front view thereof.

(\*\*) Term: **15 Years**

Broken lines are environmental only and form no part of the  
claimed design.

(21) Appl. No.: **29/670,682**

Dash-dot lines adjacent un-shaded areas represent bounds of  
the claimed design and form no part of the claimed design  
themselves.

(22) Filed: **Nov. 19, 2018**

The diagonal shading using solid lines indicates a transpar-  
ent material, which, as used herein, can encompass varying  
degrees of partial transparency. In particular, the diagonal  
shading indicates a tinted transparent material layer (further  
described below) that is such that the texture represented by  
the texture shading is visible through the transparent mate-  
rial thereover.

**Related U.S. Application Data**

(60) Continuation of application No. 29/591,765, filed on  
Jan. 24, 2017, now Pat. No. Des. 838,133, which is a  
(Continued)

(51) **LOC (12) Cl.** ..... **07-02**

(52) **U.S. Cl.**  
USPC ..... **D7/339**; D7/348; D7/349

(58) **Field of Classification Search**  
USPC ..... D7/308–309, 323, 328–330, 339–349,  
D7/390, 399, 402–406; D15/85;  
D23/372; D32/2

(Continued)

The texture shading depicted beneath the tinted transparent  
material layer represents a surface texture on the layer on  
which it is depicted in the form of a metal surface treatment  
and is not necessarily to scale.

The diagonal shading using dash-dot lines indicates a highly  
reflective material.

The stipple fill is used to indicate color. In particular, the  
comparatively lighter stipple fill shown in FIGS. 1 and 2  
indicates a metallic grey color, such as that which is attrib-  
utable to stainless steel, and the comparatively darker stipple  
fill shown in FIGS. 1 and 2 indicates a comparatively darker  
grey (or other gradient of what would at least be perceived  
or generally recognized as black) metallic color.

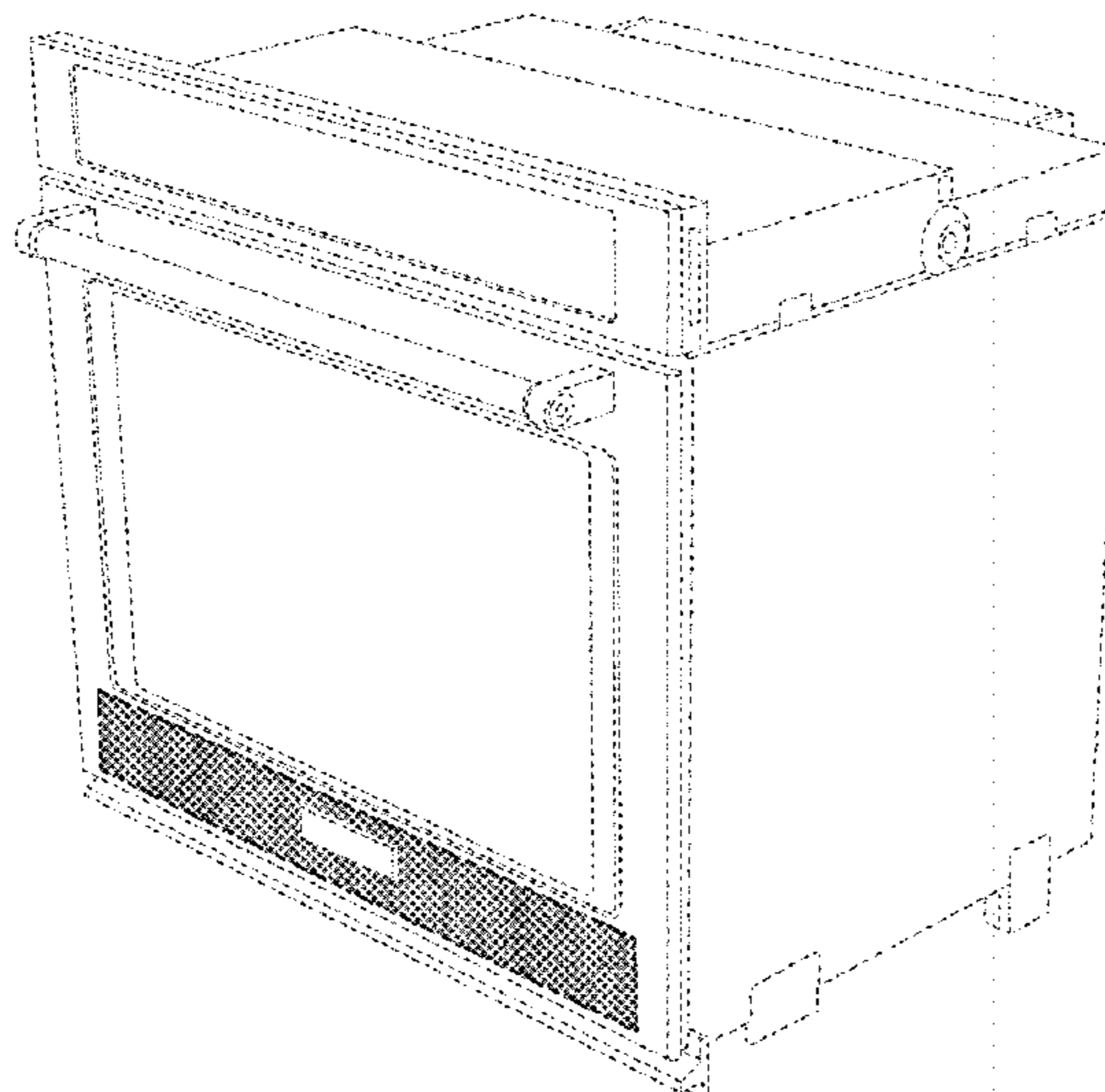
(56) **References Cited**

U.S. PATENT DOCUMENTS

1,496,594 A 6/1924 Otto  
1,698,064 A 1/1929 Otto

(Continued)

**1 Claim, 2 Drawing Sheets**



**Related U.S. Application Data**

division of application No. 29/512,220, filed on Dec. 17, 2014, now Pat. No. Des. 777,502.

(58) **Field of Classification Search**

CPC .. A01N 25/34; A21B 2/00; A47J 37/00; A47J 37/06; A47J 37/0611; A47J 37/08; A47J 37/0807; A47J 37/0814; A47J 37/0835; A47J 37/0842; A47J 37/085; A47J 37/0864; A47J 37/0878; A47J 37/0885; A47J 37/0892; B22F 3/02; F24C 7/00; F24C 7/002; F24C 7/046; F24C 7/067; F24C 15/02; F24C 15/04; F24C 15/10; F24C 15/102

See application file for complete search history.

(56) **References Cited**

U.S. PATENT DOCUMENTS

1,698,065 A 1/1929 Otto  
 1,776,285 A 9/1930 Herbest  
 2,121,680 A 6/1938 Arvin  
 D199,009 S \* 8/1964 Herman ..... D23/372  
 3,780,872 A 12/1973 Pall  
 5,387,473 A 2/1995 Yoshimi et al.  
 5,620,801 A 4/1997 Binns et al.  
 D402,376 S 12/1998 St. Gelais  
 6,240,996 B1 6/2001 Runions  
 6,926,861 B2 \* 8/2005 Hirayama ..... B22F 3/02  
 257/E23.112  
 6,929,705 B2 \* 8/2005 Myers ..... A01N 25/34  
 106/813  
 D527,948 S 9/2006 Bengtson  
 7,222,467 B2 5/2007 Nowell  
 7,279,218 B2 10/2007 Watase et al.

D568,682 S 5/2008 Crookshanks  
 D594,691 S 6/2009 Baacke  
 D611,294 S 3/2010 Busalt  
 D621,654 S \* 8/2010 Carlini ..... D7/405  
 D622,100 S \* 8/2010 Carlini ..... D7/405  
 D622,372 S \* 8/2010 Grey ..... D23/372  
 D626,782 S 11/2010 Busalt  
 D668,106 S 10/2012 Borjesson  
 D671,790 S 12/2012 Busalt  
 D678,721 S 3/2013 Roberson  
 D688,108 S 8/2013 Hsieh  
 D690,157 S 9/2013 Baacke  
 D696,069 S \* 12/2013 Roberson ..... D7/405  
 8,663,793 B2 3/2014 Jo et al.  
 8,715,837 B2 5/2014 Tada et al.  
 D708,012 S 7/2014 Baacke  
 D709,726 S 7/2014 Borjesson  
 D710,646 S 8/2014 Borjesson  
 D722,816 S 2/2015 Lee  
 D724,889 S 3/2015 Borjesson  
 D728,300 S 5/2015 Borjesson  
 D738,682 S 9/2015 Roberson  
 D741,104 S 10/2015 Funnell, II  
 D745,311 S 12/2015 Funnell, II  
 D750,414 S 3/2016 Funnell, II  
 D773,880 S \* 12/2016 McConnell ..... D7/339  
 D777,502 S \* 1/2017 Fuller ..... D7/339  
 D797,819 S \* 9/2017 Fuller ..... D15/85  
 D808,716 S 1/2018 Nilssen  
 D809,865 S 2/2018 Nilssen  
 D821,799 S 7/2018 Kim  
 D838,133 S \* 1/2019 Fuller ..... D7/339  
 D860,551 S \* 9/2019 Fuller ..... D32/2  
 D862,816 S \* 10/2019 McConnell ..... D32/2  
 2005/0154118 A1 7/2005 Hayes et al.  
 2010/0021726 A1 1/2010 Jo et al.  
 2012/0070651 A1 3/2012 Morishita et al.

\* cited by examiner

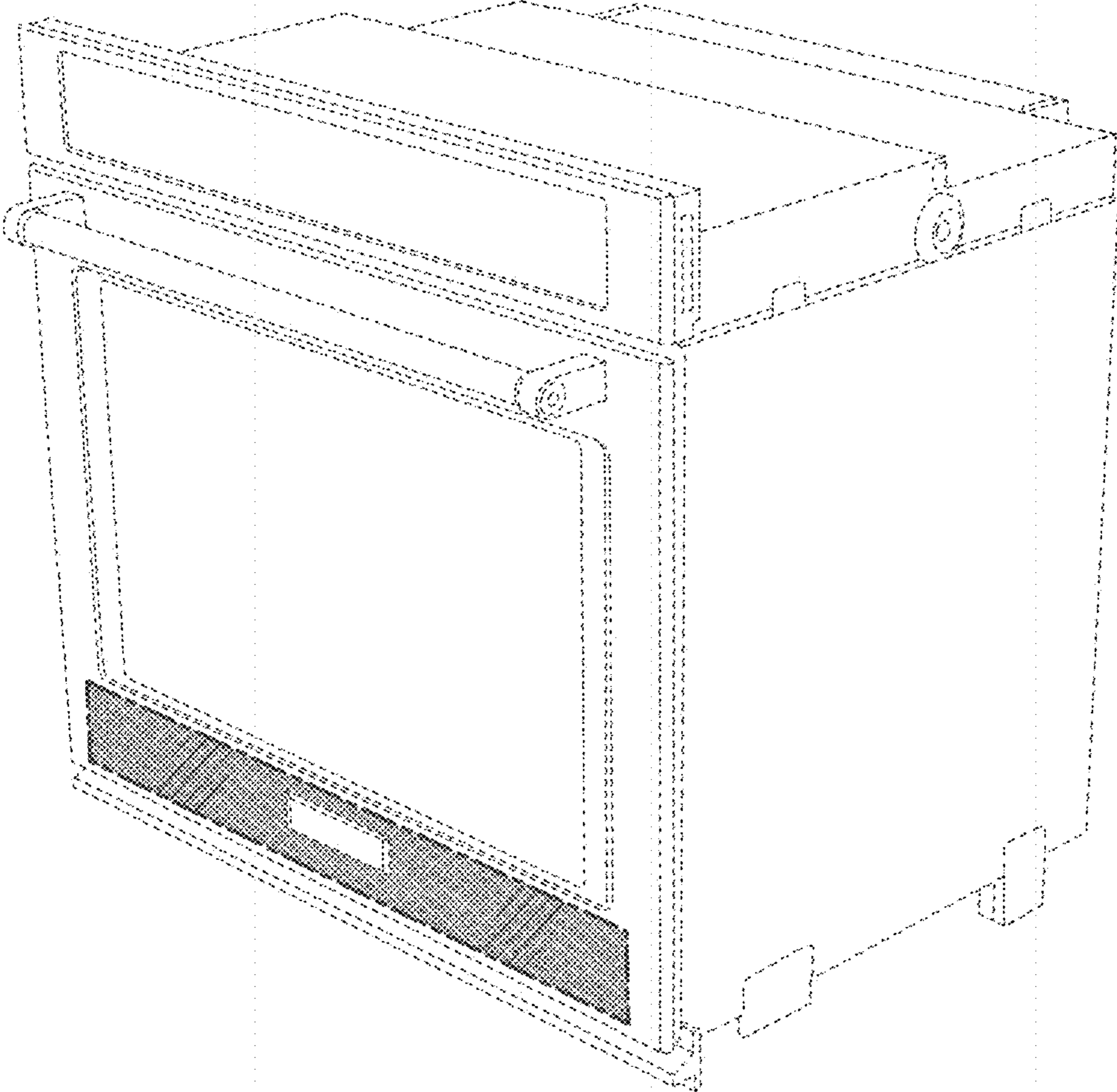


FIG. 1




FIG. 2