

US00D892530S

(12) **United States Design Patent** (10) **Patent No.:** **US D892,530 S**
Bignu (45) **Date of Patent:** **** Aug. 11, 2020**

(54) **COFFEE MAKER**
(71) Applicant: **KONINKLIJKE PHILIPS N.V.**,
Eindhoven (NL)
(72) Inventor: **Davide Bignu**, Eindhoven (NL)
(73) Assignee: **KONINKLIJKE PHILIPS N.V.**,
Eindhoven (NL)
(**) Term: **15 Years**
(21) Appl. No.: **29/654,277**
(22) Filed: **Jun. 22, 2018**
(30) **Foreign Application Priority Data**
Dec. 22, 2017 (EM) 004561744-0006
(51) **LOC (12) Cl.** **07-01**
(52) **U.S. Cl.**
USPC **D7/309; D7/311**
(58) **Field of Classification Search**
USPC D7/300, 309-311, 306-308, 305, 397,
D7/355, 362, 365, 367; 222/146.6, 185.1,
222/135, 129.3, 129.1; 99/295, 273, 304,
99/288, 279, 307, 283, 318, 300;
D21/371, 370
CPC A47J 31/46; A47J 31/407; A47J 31/50;
A47J 31/4485; A47J 31/00; A47J 27/04;
A47J 31/0573; A47J 31/52; B67D
1/0085; B67D 2001/0089; G07F 13/065
See application file for complete search history.

(56) **References Cited**
U.S. PATENT DOCUMENTS
D408,206 S * 4/1999 Stafford D7/306
D584,096 S * 1/2009 Lutz D7/307

D622,534 S * 8/2010 Zimmermann D7/307
D719,392 S * 12/2014 De Pra D7/309
D719,393 S * 12/2014 De Pra D7/309
D723,295 S * 3/2015 Ruiz D6/320
D732,329 S * 6/2015 Palermo D7/306
D737,091 S * 8/2015 Gebhardt D7/309
D792,739 S * 7/2017 Palermo D7/306
D805,341 S * 12/2017 De' Longhi D7/309
D807,099 S * 1/2018 De' Longhi D7/309
D807,100 S * 1/2018 De' Longhi D7/309
D807,675 S * 1/2018 De' Longhi D7/309
D811,794 S * 3/2018 Palermo D7/309
D823,627 S * 7/2018 Gebhardt D7/309
D825,243 S * 8/2018 Yoon D7/308
D840,735 S * 2/2019 Dutruel D7/309
D853,169 S * 7/2019 Choi D7/307
2011/0126718 A1* 6/2011 Meuer A47J 31/4485
99/323.1
2012/0222999 A1* 9/2012 Ha C02F 1/008
210/175

* cited by examiner
Primary Examiner — Marianne N Pandozzi

(57) **CLAIM**
The ornamental design for a coffee maker, as shown.

DESCRIPTION
FIG. 1 is a perspective view showing my design;
FIG. 2 is a front elevational view thereof;
FIG. 3 is a rear elevational view thereof;
FIG. 4 is a right side elevational view thereof;
FIG. 5 is a left side elevational view thereof;
FIG. 6 is a top plan view thereof; and,
FIG. 7 is a bottom plan view thereof.
The broken lines shown are included for the purpose of illustrating the unclaimed portions of the coffee maker, and form no part of the claimed design.

1 Claim, 7 Drawing Sheets





FIG. 1



FIG. 2



FIG. 3




FIG. 4




FIG. 5




FIG. 6

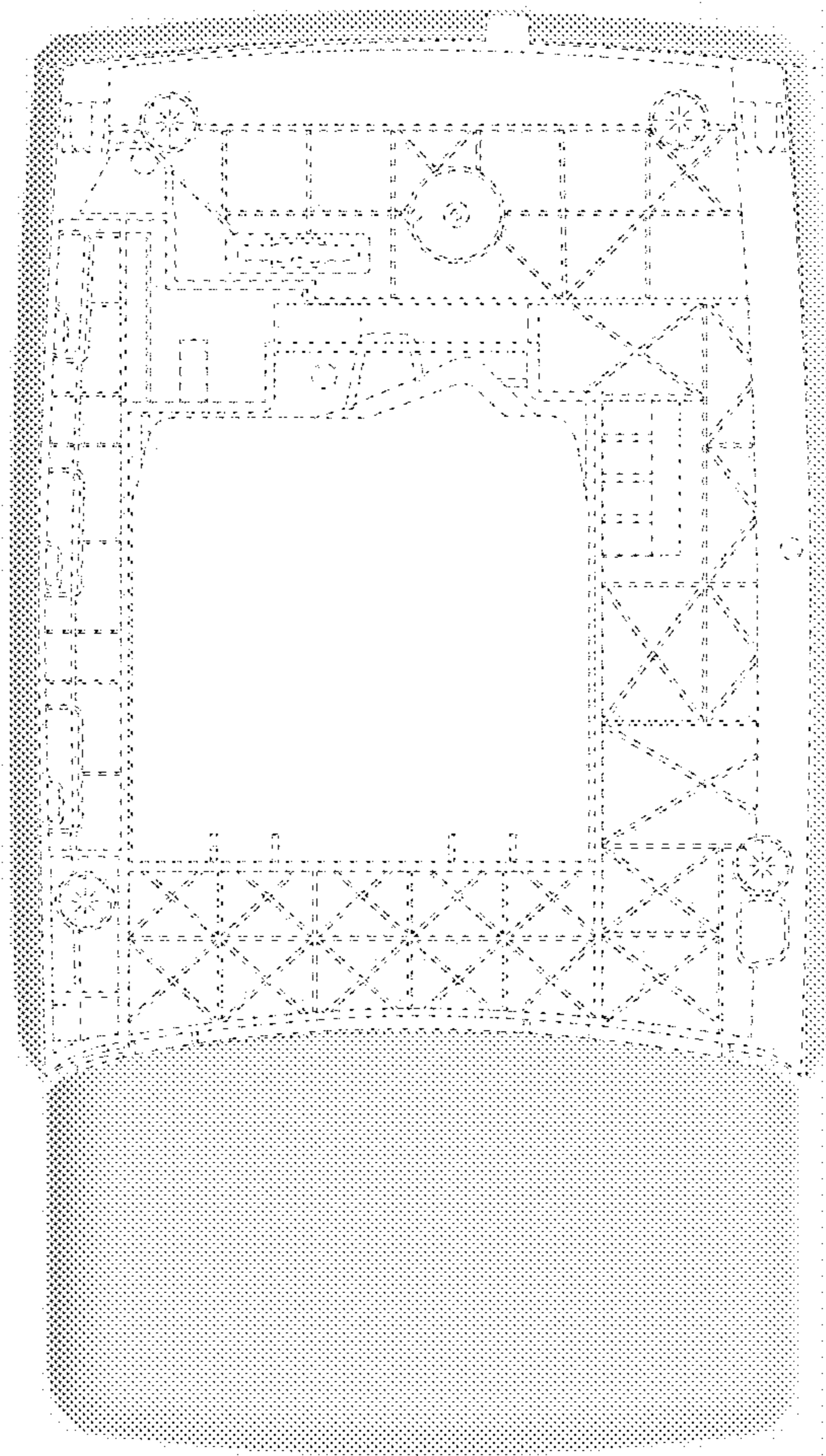


FIG. 7