

US00D892528S

(12) **United States Design Patent**
Gutman

(10) **Patent No.:** **US D892,528 S**

(45) **Date of Patent:** **** Aug. 11, 2020**

(54) **CRIB TENT**

(71) Applicant: **Grand Brand LLC**, Spring Valley, NJ (US)

(72) Inventor: **Boruch Gutman**, Monsey, NY (US)

(73) Assignee: **Grand Brand LLC**, Spring Valley, NJ (US)

(**) Term: **15 Years**

(21) Appl. No.: **29/692,329**

(22) Filed: **May 24, 2019**

(51) **LOC (12) Cl.** **06-06**

(52) **U.S. Cl.**
USPC **D6/718.26**; D6/718.29; D6/331;
D21/838

(58) **Field of Classification Search**
USPC ... D6/382, 383, 389, 390, 391, 392, 718.26,
D6/718.29, 331, 333; D21/834, 838
CPC A47D 13/06; A47D 13/063; A47D 13/066;
A47D 7/00; A47D 7/002; A47D 9/005;
A47G 9/062; A47G 9/068; E04H 15/34;
E04H 15/405; A47C 17/64
See application file for complete search history.

(56) **References Cited**

U.S. PATENT DOCUMENTS

- 4,590,956 A * 5/1986 Griesenbeck E04H 15/40
135/116
- D285,880 S * 9/1986 Griesenbeck D21/838
- 4,790,340 A * 12/1988 Mahoney A47C 29/003
135/127
- 4,852,598 A * 8/1989 Griesenbeck E04H 15/40
135/137
- 4,862,534 A * 9/1989 Gomez-Marcial ... A47C 29/006
5/97
- D404,216 S * 1/1999 Gerhart D6/331
- D410,153 S * 5/1999 McAllister D6/331

- D412,959 S * 8/1999 Cung D21/834
- 6,109,280 A * 8/2000 Custer A47C 29/006
135/116
- 6,467,107 B1 * 10/2002 Glover A47C 7/66
135/125
- D469,496 S * 1/2003 Schur D21/834
- D514,747 S * 2/2006 Bertoli D30/108
- 7,284,289 B1 * 10/2007 Biagini A47D 7/002
5/98.1
- D681,146 S * 4/2013 Sperry D21/838
- D809,076 S * 1/2018 Yu D21/705
- D818,754 S * 5/2018 Lovell D6/718.29
- 10,323,435 B2 * 6/2019 Ferrara E04H 15/001
- D875,868 S * 2/2020 Pescovitz D21/838

(Continued)

Primary Examiner — Cathron C Brooks

(74) *Attorney, Agent, or Firm* — Myers Wolin, LLC


(57) **CLAIM**

The ornamental design for a crib tent, as shown and described.

DESCRIPTION

FIG. 1 is a front top right perspective view of one embodiment of a crib tent showing my new design;
 FIG. 2 is a back bottom left perspective view thereof;
 FIG. 3 is a front view thereof;
 FIG. 4 is a rear view thereof;
 FIG. 5 is a right side view thereof, the left side view being symmetric therewith;
 FIG. 6 is a top view thereof;
 FIG. 7 is a bottom view thereof; and,
 FIG. 8 is a front top perspective view thereof shown in the context of a crib with a mattress.
 The dashed lines illustrate environmental structure and form no part of the claimed design. The random cross hatching marks on the lower part of the crib tent represent fabric, not surface ornamentation. The cross hatching in the rest of the crib tent illustrates netting.

1 Claim, 7 Drawing Sheets



(56)

References Cited

U.S. PATENT DOCUMENTS

2003/0024560 A1* 2/2003 Tomason E04H 15/324
135/90
2005/0081903 A1* 4/2005 Wang E04H 15/40
135/126
2005/0279395 A1* 12/2005 Zheng A63B 9/00
135/126
2014/0208504 A1* 7/2014 Do A47D 15/00
5/99.1
2018/0055241 A1* 3/2018 Mallory A47C 29/003
2020/0069075 A1* 3/2020 Gutman A47C 15/008

* cited by examiner



FIG. 1

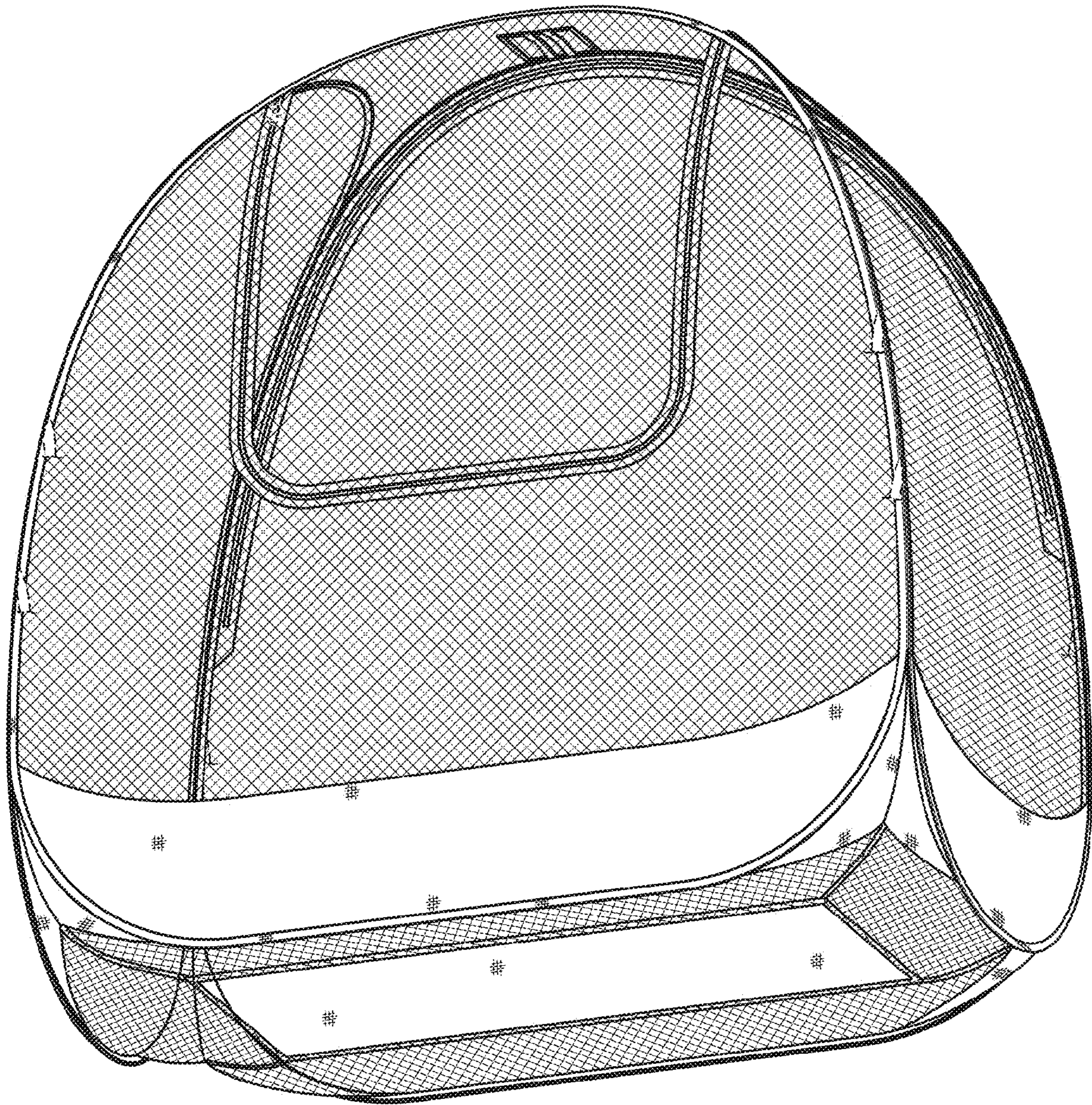


FIG. 2

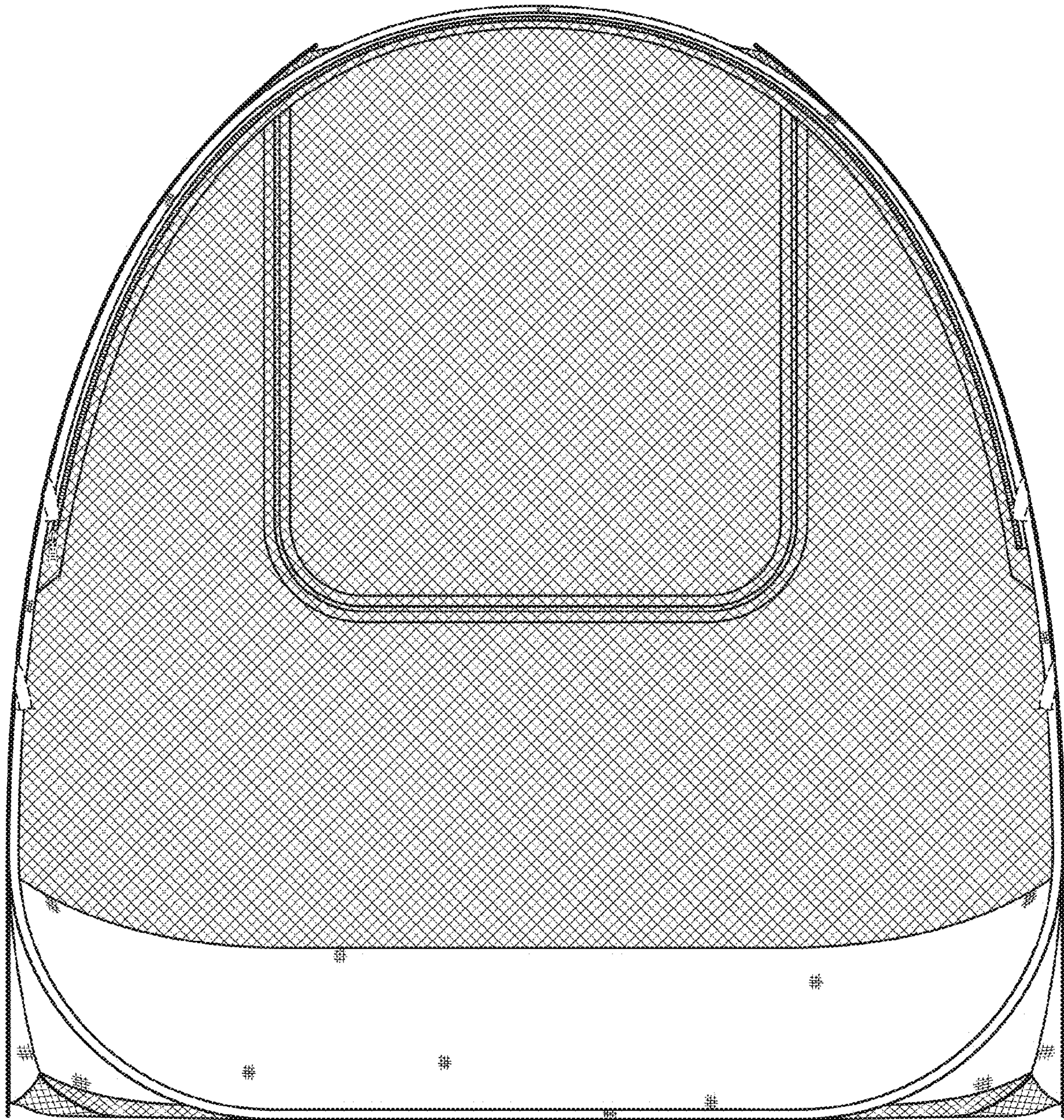


FIG. 3

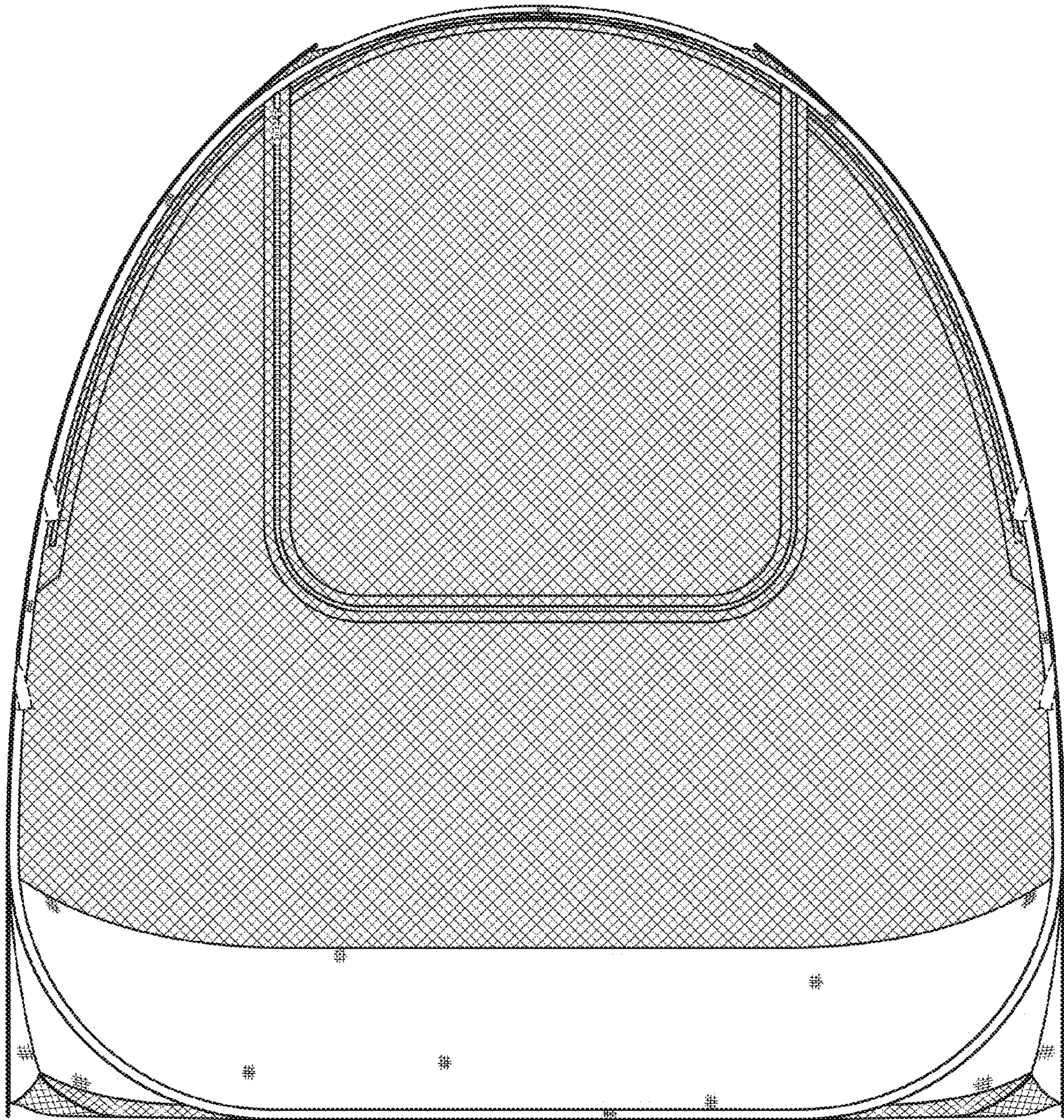


FIG. 4

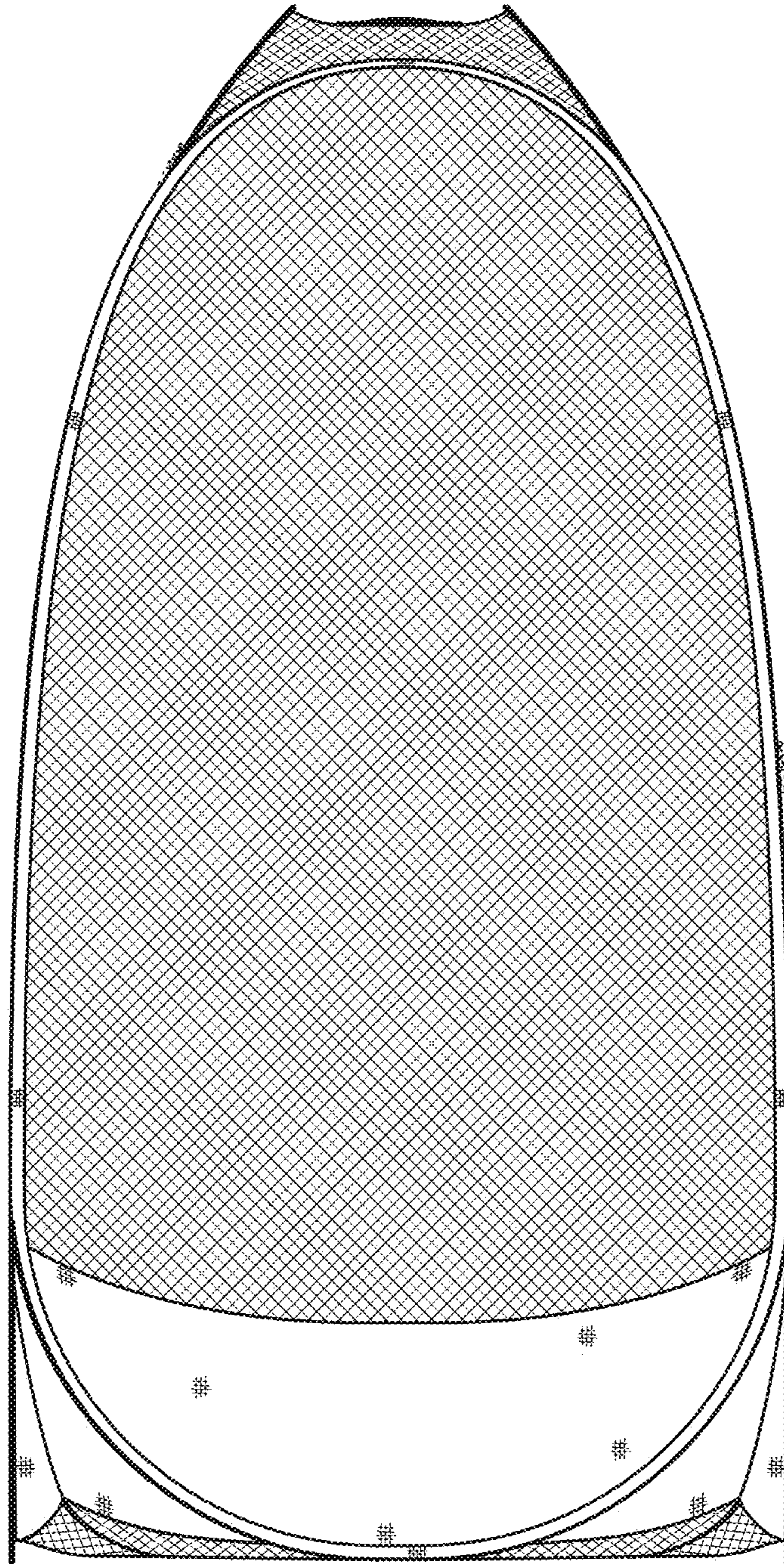


FIG. 5

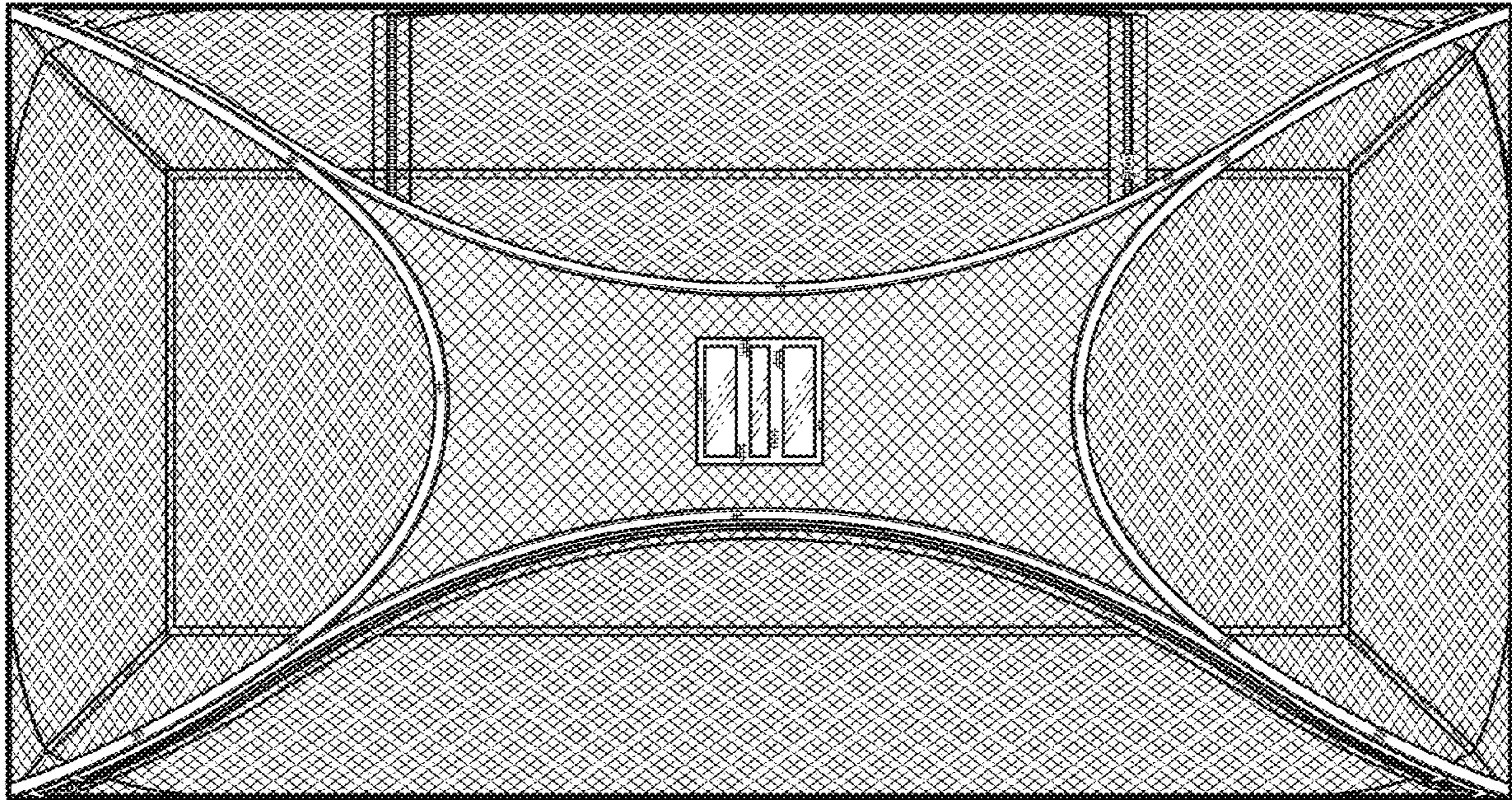


FIG. 6

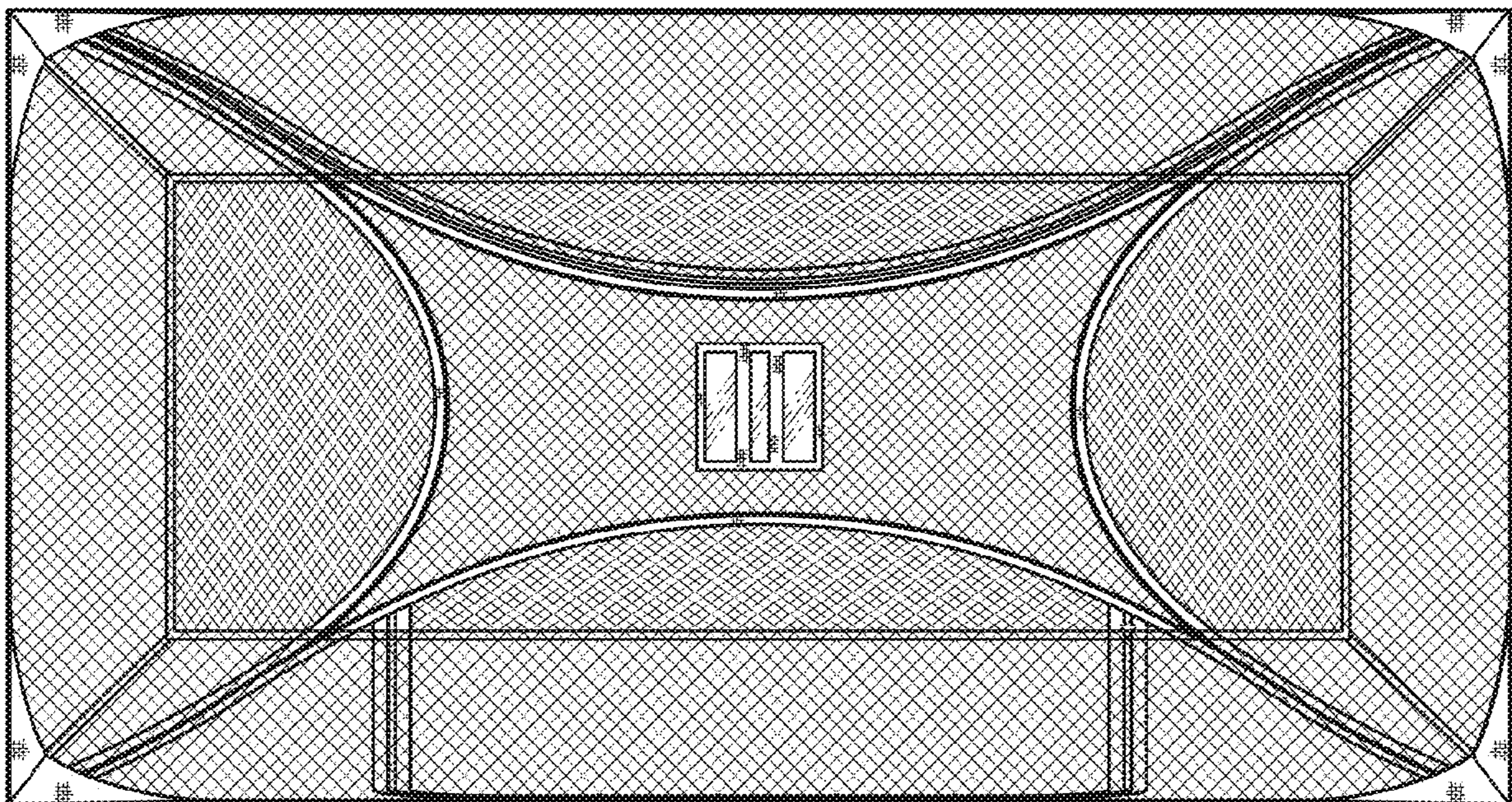


FIG. 7

