



US00D892518S

(12) **United States Design Patent**
Zhao

(10) **Patent No.:** **US D892,518 S**

(45) **Date of Patent:** **** Aug. 11, 2020**

(54) **BACKREST PILLOW**

(71) Applicant: **Zhihong Zhao**, Huoqiu County (CN)

(72) Inventor: **Zhihong Zhao**, Huoqiu County (CN)

(73) Assignee: **BLOOM HOLDING GROUP US INC**, New York, NY (US)

(**) Term: **15 Years**

(21) Appl. No.: **29/633,552**

(22) Filed: **Jan. 15, 2018**

(51) **LOC (12) Cl.** **06-09**

(52) **U.S. Cl.**
USPC **D6/601**

(58) **Field of Classification Search**
USPC D6/596, 597, 599, 601
CPC A47G 9/10; A47G 9/1027; A47G 9/1054;
A47G 9/1072; A47G 9/1081; A47G
9/109; A47G 2009/1018
See application file for complete search history.

(56) **References Cited**

U.S. PATENT DOCUMENTS

D787,232 S * 5/2017 Kassab Arabo D6/601
D787,233 S * 5/2017 Wang D6/601

D791,508 S * 7/2017 Chen D6/601
D793,768 S * 8/2017 Goddard D6/601
D807,653 S * 1/2018 Roizner D6/334
D821,115 S * 6/2018 Chen D6/601
D823,027 S * 7/2018 Zou D6/601
2014/0310877 A1* 10/2014 Sternlight A47G 9/10
5/639
2017/0164754 A1* 6/2017 Alletto, Jr. A47C 20/023

* cited by examiner

Primary Examiner — R. Johnson


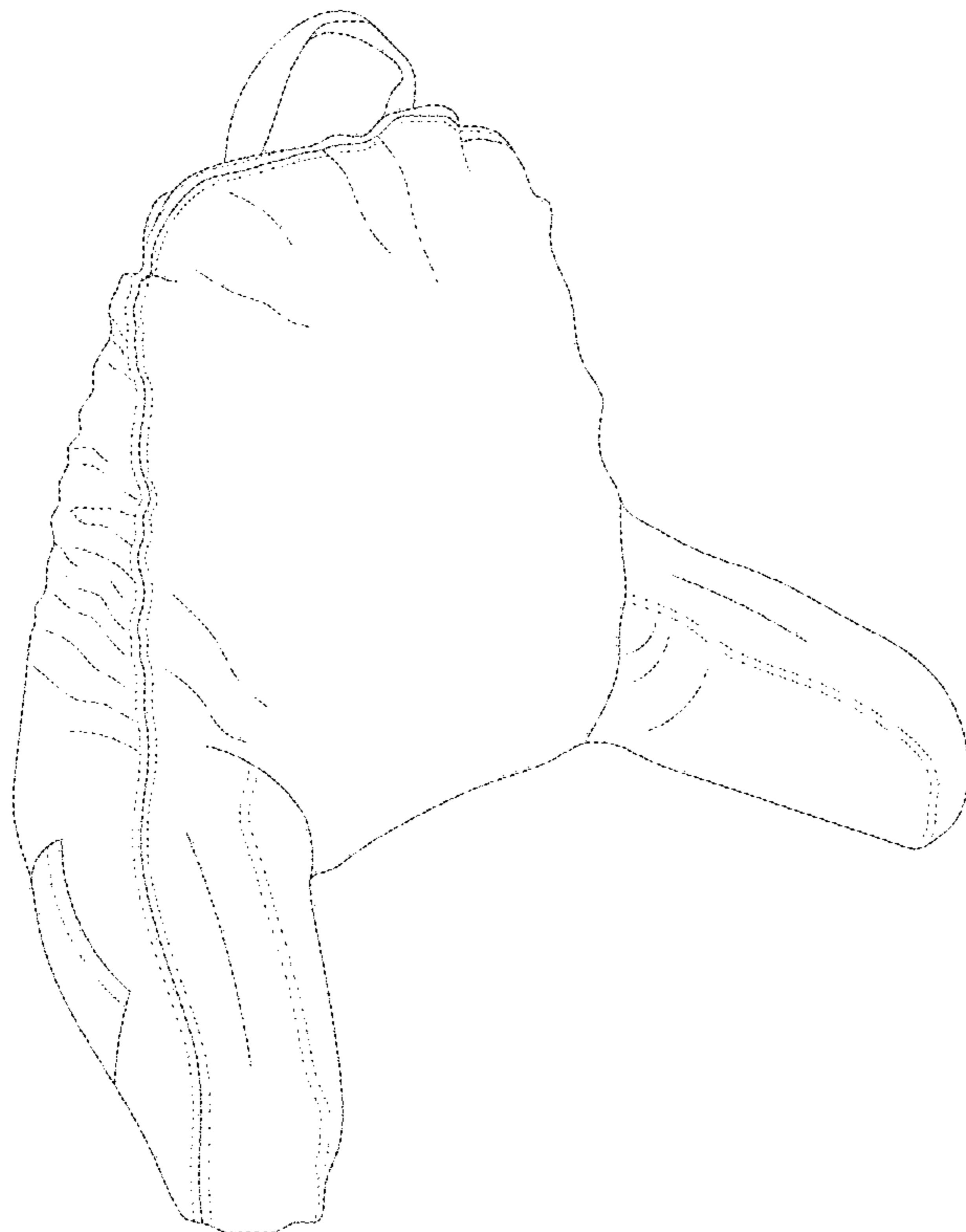
(57) **CLAIM**

The ornamental design for a backrest pillow, as shown and described.

DESCRIPTION

FIG. 1 is a perspective view of a backrest pillow showing my new design;
FIG. 2 is a front elevational view thereof;
FIG. 3 is a rear elevational view thereof;
FIG. 4 is a left side elevational view thereof;
FIG. 5 is a right side elevational view thereof;
FIG. 6 is a top plan view thereof; and,
FIG. 7 is a bottom plan view thereof.
The broken lines in FIGS. 1-7 represent stitching.

1 Claim, 7 Drawing Sheets



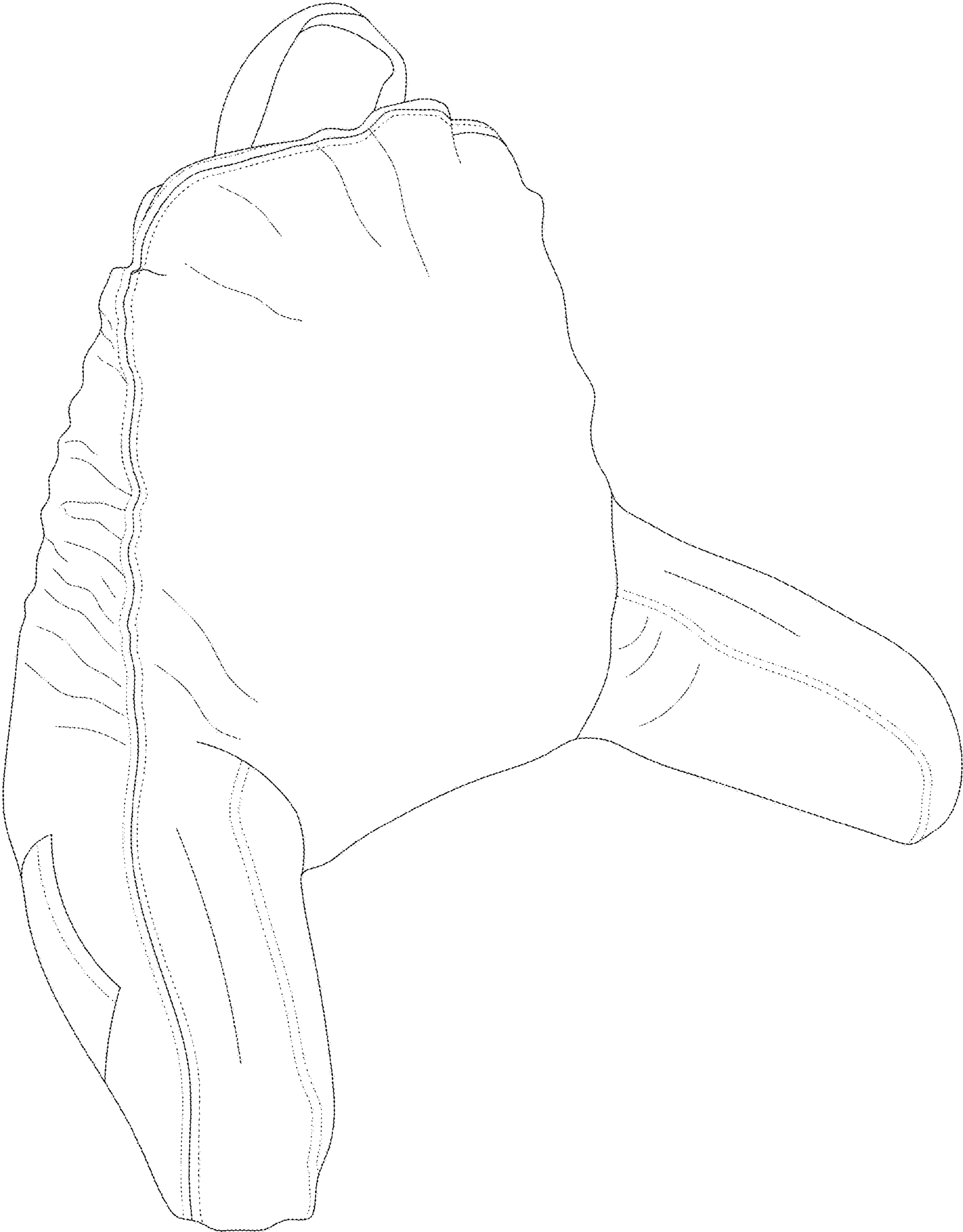


FIG.1

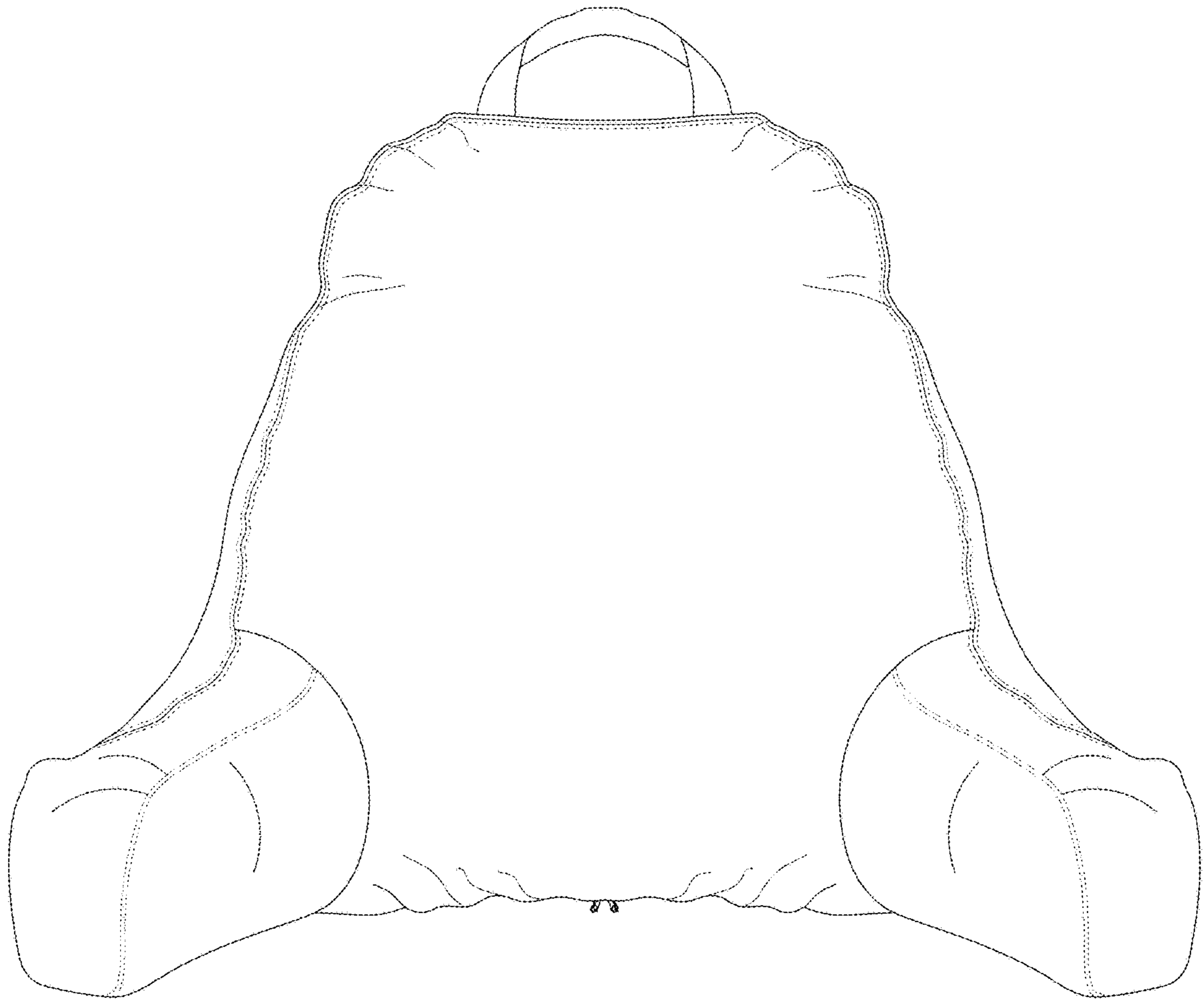


FIG.2



FIG.3



FIG.4



FIG.5

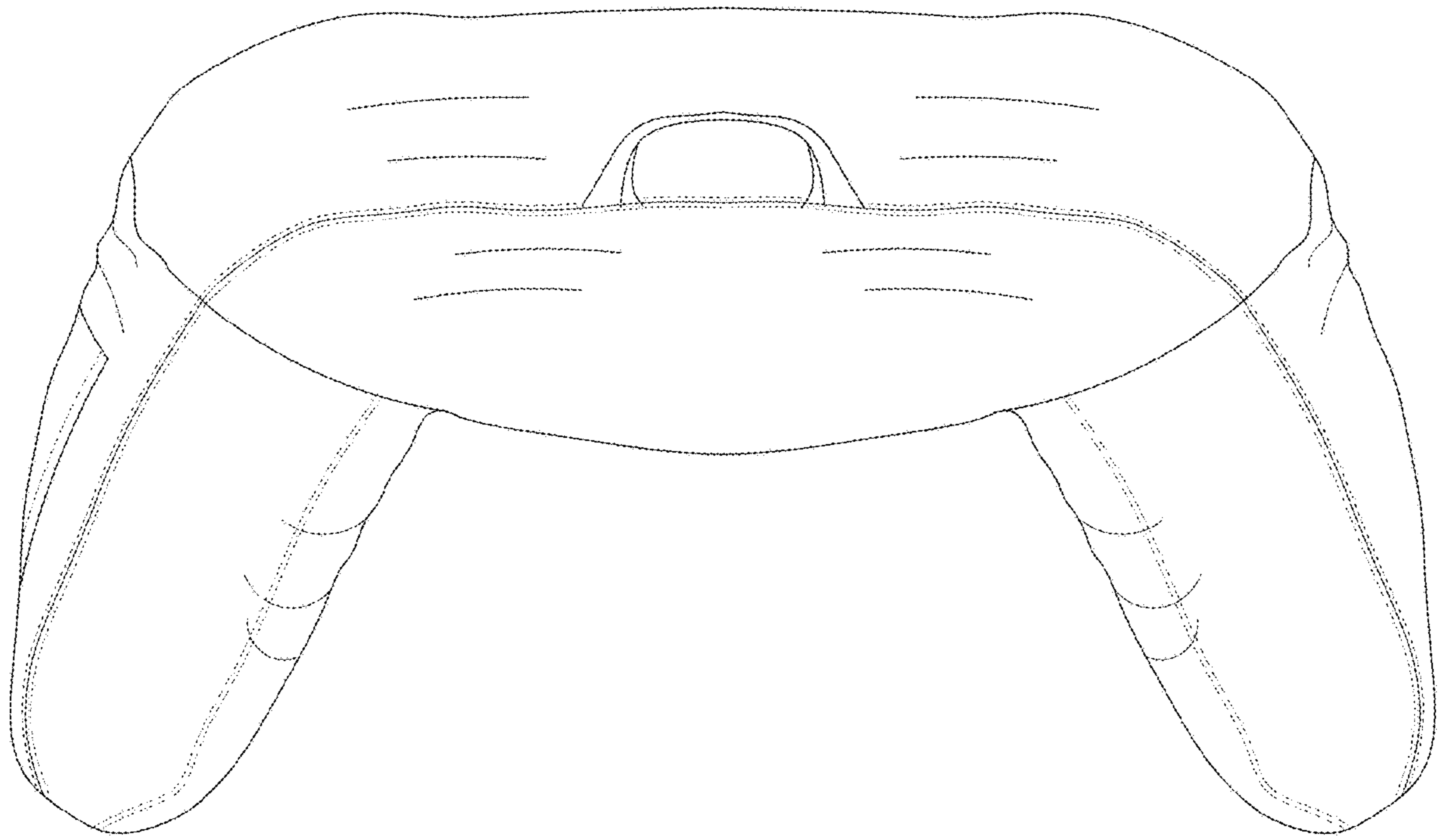


FIG. 6

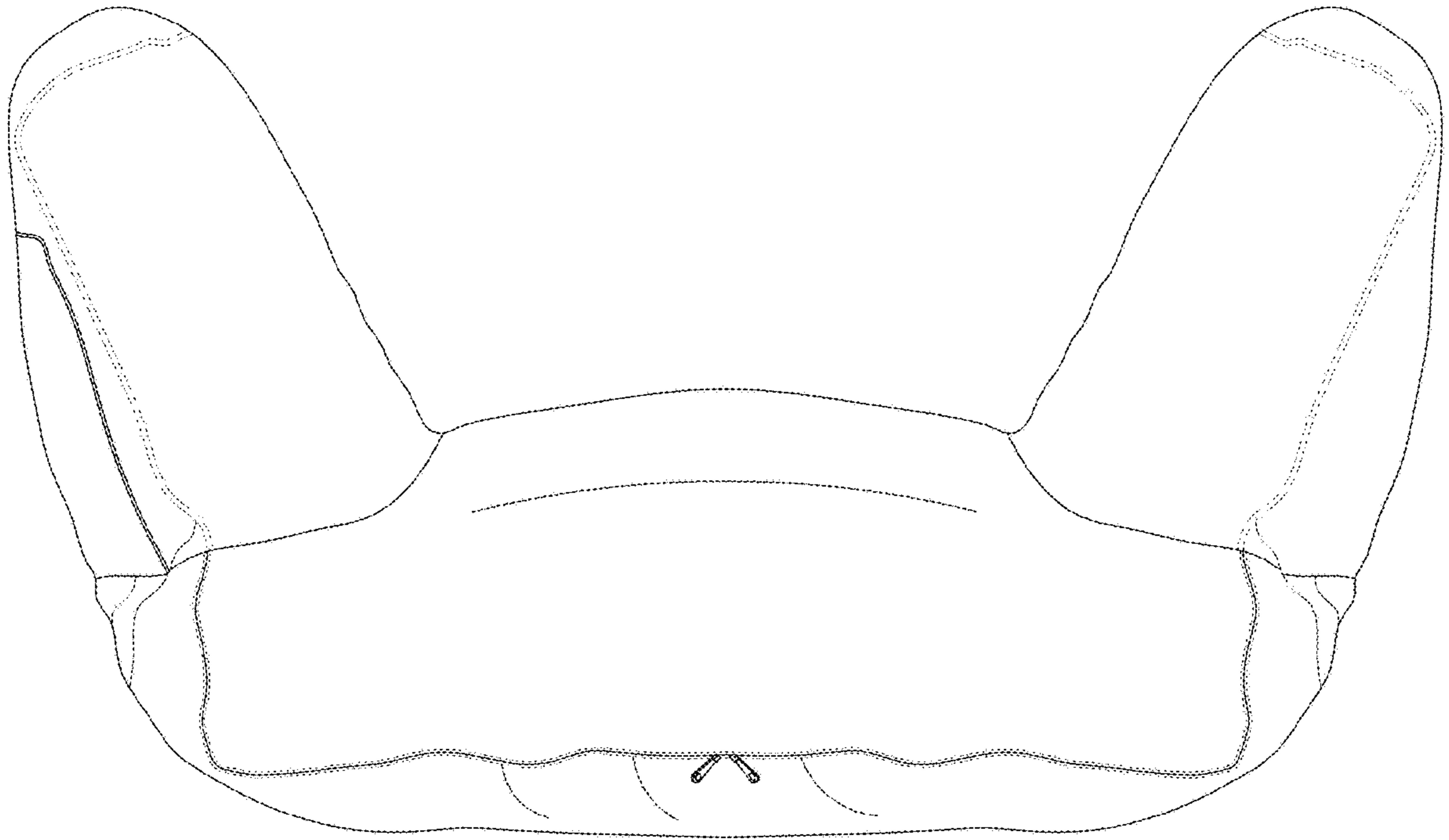


FIG. 7