

US00D892516S

(12) **United States Design Patent**  
**Yang**

(10) **Patent No.:** **US D892,516 S**

(45) **Date of Patent:** **\*\* Aug. 11, 2020**

(54) **SOAP DISPENSER**

(71) Applicant: **DONGGUAN POWERME PLASTIC MFG. CO., LTD.**, Dongguan (CN)

(72) Inventor: **Guowei Yang**, Dongguan (CN)

(73) Assignee: **DONGGUAN POWERME PLASTIC MFG. CO., LTD.**, Dongguan (CN)

(\*\*) Term: **15 Years**

(21) Appl. No.: **29/733,974**

(22) Filed: **May 7, 2020**

(51) **LOC (12) Cl.** ..... **23-02**

(52) **U.S. Cl.**  
USPC ..... **D6/542**

(58) **Field of Classification Search**  
USPC ..... D6/542, 545, 543, 544; 206/77.1;  
221/282-283, 96, 132; 222/92, 105, 173,  
222/180, 181.1, 181.2, 181.3, 282, 283  
CPC ..... B01L 3/52; B05B 11/3014; B05B 9/0403;  
B05B 9/0426; C11D 17/08; A45D 19/02;  
A47K 5/12; A47K 5/1202; A47K 5/1211;  
B67D 7/0255  
See application file for complete search history.

(56) **References Cited**

**U.S. PATENT DOCUMENTS**

D426,413 S \* 6/2000 Kreitemier ..... D6/543  
D456,655 S \* 5/2002 Ohta ..... D6/543

D531,440 S \* 11/2006 Lo ..... D6/542  
D564,273 S \* 3/2008 Yang ..... D6/542  
D608,578 S \* 1/2010 Yang ..... D6/542  
D626,365 S \* 11/2010 Yang ..... D6/542  
D659,452 S \* 5/2012 Yang ..... D6/542  
D660,061 S \* 5/2012 Fernandes ..... D6/542  
D682,589 S \* 5/2013 Cheng ..... D6/542  
D690,130 S \* 9/2013 Clough ..... D6/542  
D690,131 S \* 9/2013 Clough ..... D6/542  
D732,308 S \* 6/2015 Enga ..... D6/542  
D866,219 S \* 11/2019 Wegner ..... D6/542  
2008/0185398 A1 8/2008 Yang et al.

\* cited by examiner

*Primary Examiner* — Nathan M Johnston

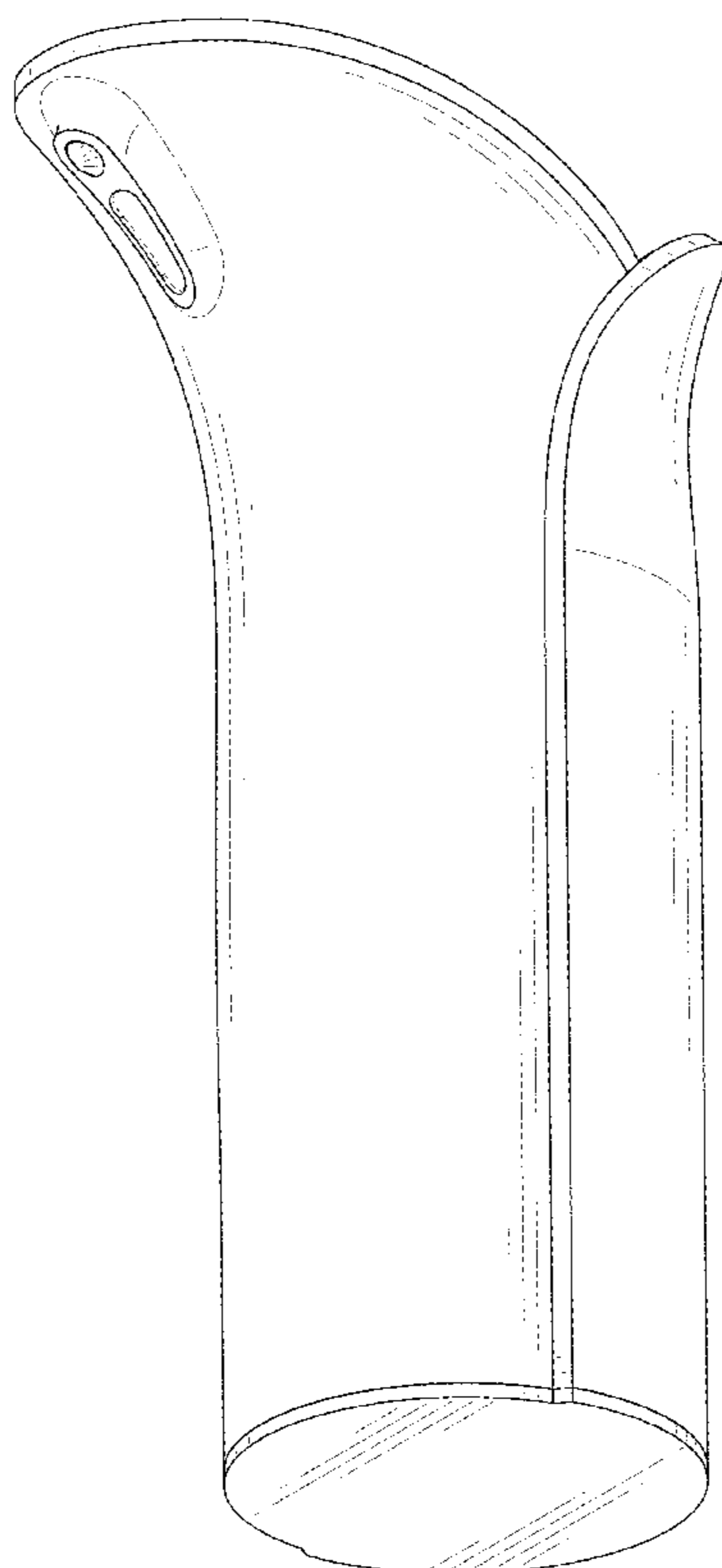
(57) **CLAIM**

The ornamental design for a soap dispenser, as shown and described.

**DESCRIPTION**

FIG. 1 is a perspective view of a soap dispenser showing my new design;  
FIG. 2 is another perspective view thereof;  
FIG. 3 is a front elevational view thereof;  
FIG. 4 is a rear elevational view thereof;  
FIG. 5 is a left side elevational view thereof;  
FIG. 6 is a right side elevational view thereof;  
FIG. 7 is a top plan view thereof; and,  
FIG. 8 is a bottom plan view thereof.  
The broken lines in the drawings depict portions of the soap dispenser that form no part of the claimed design.

**1 Claim, 8 Drawing Sheets**



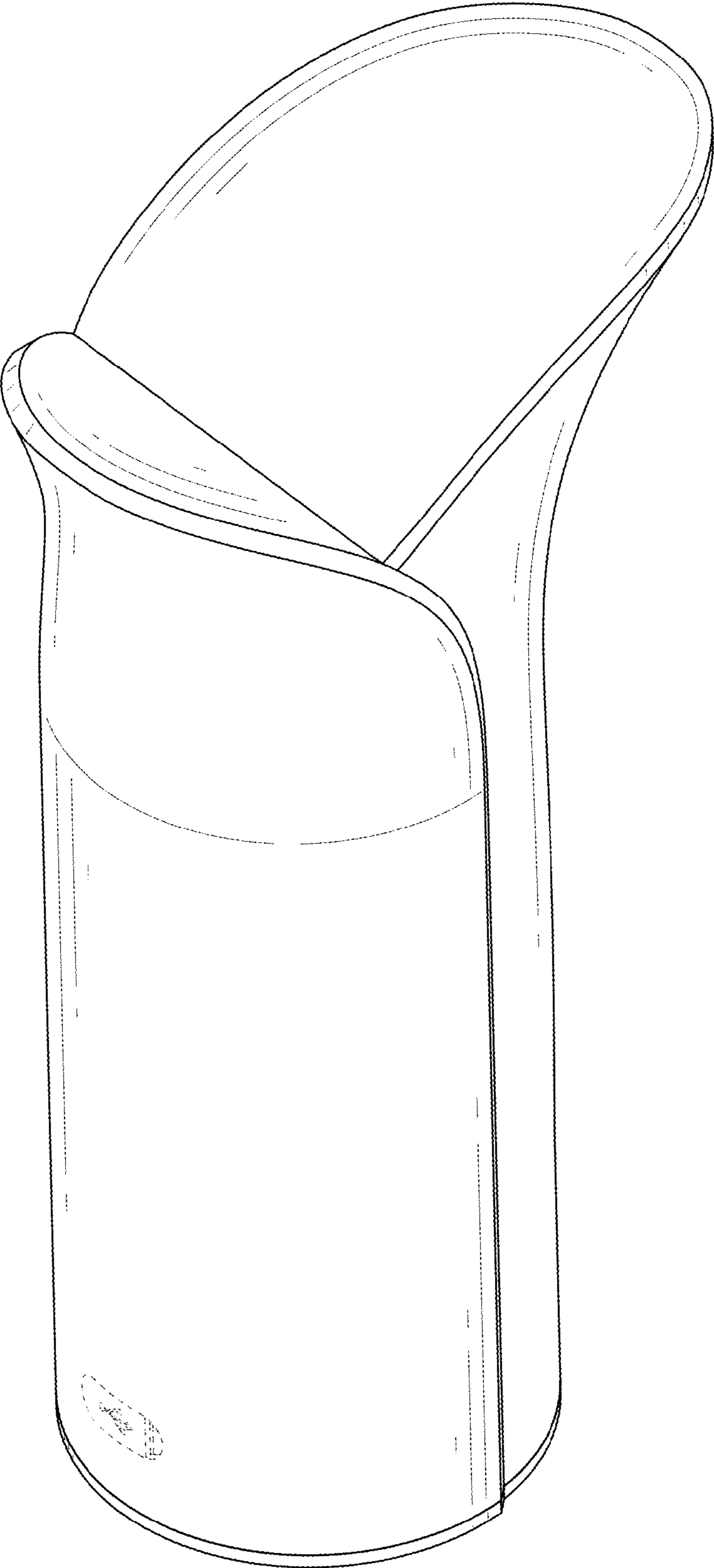


FIG. 1

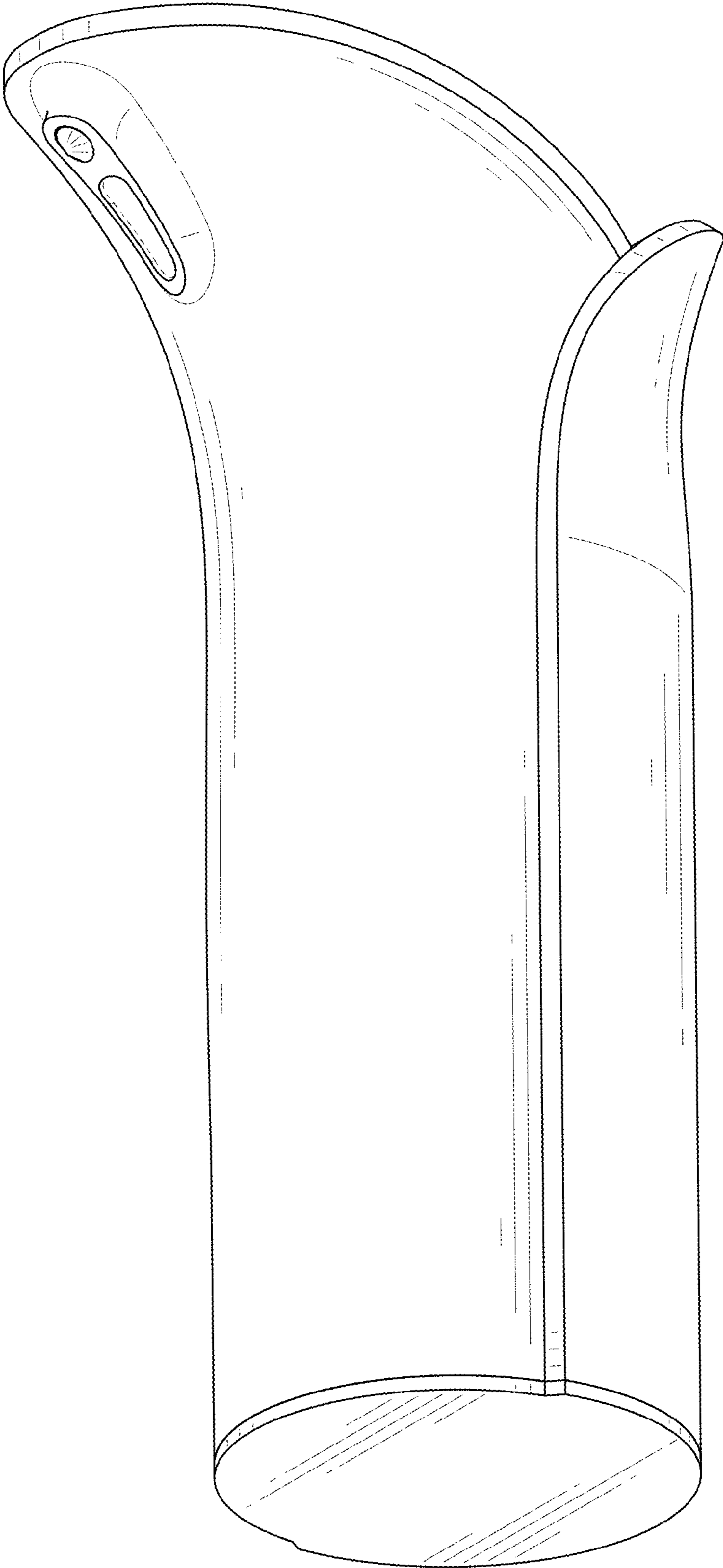


FIG. 2




FIG. 3

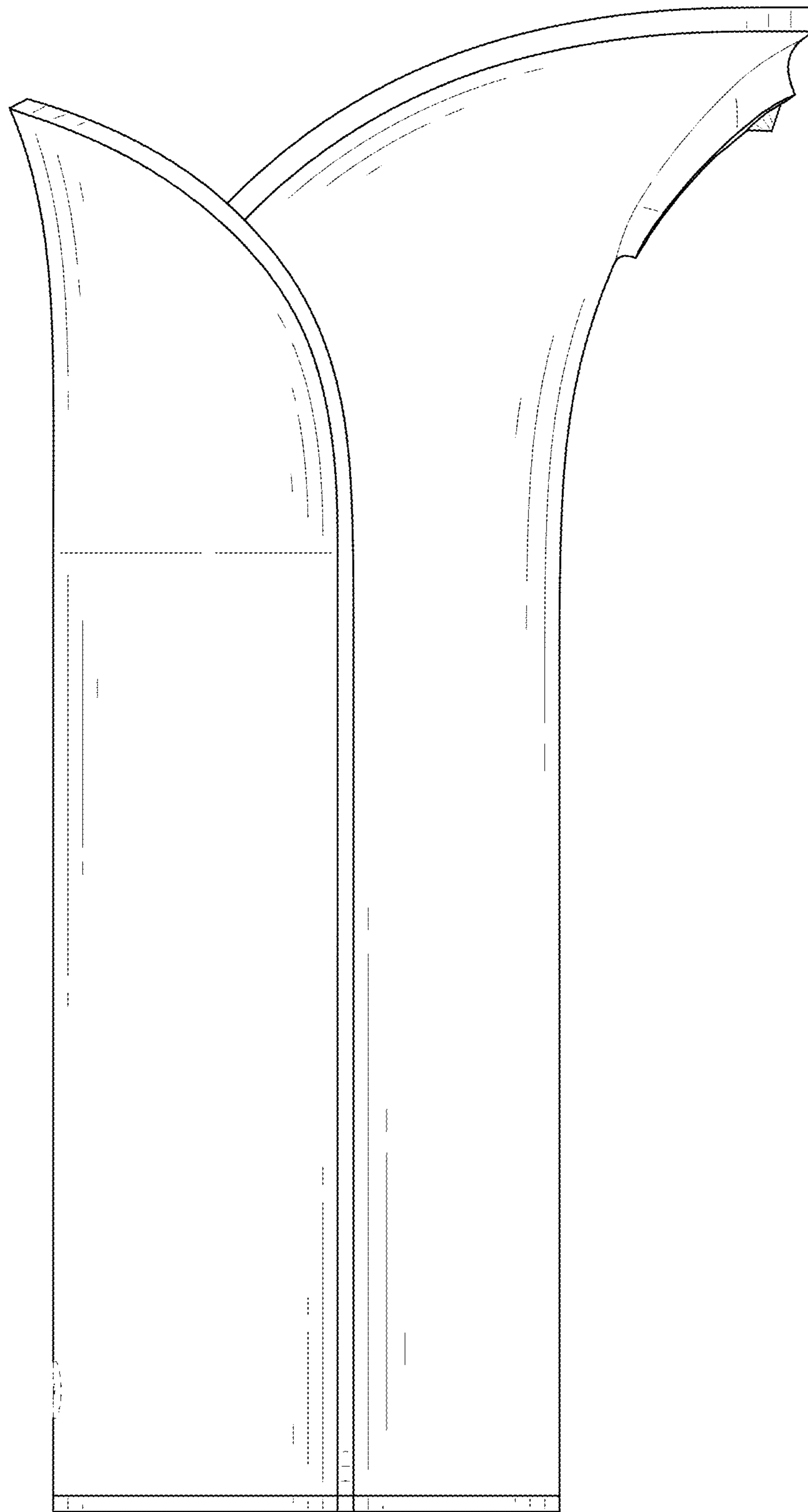


FIG. 4




FIG. 5




FIG. 6

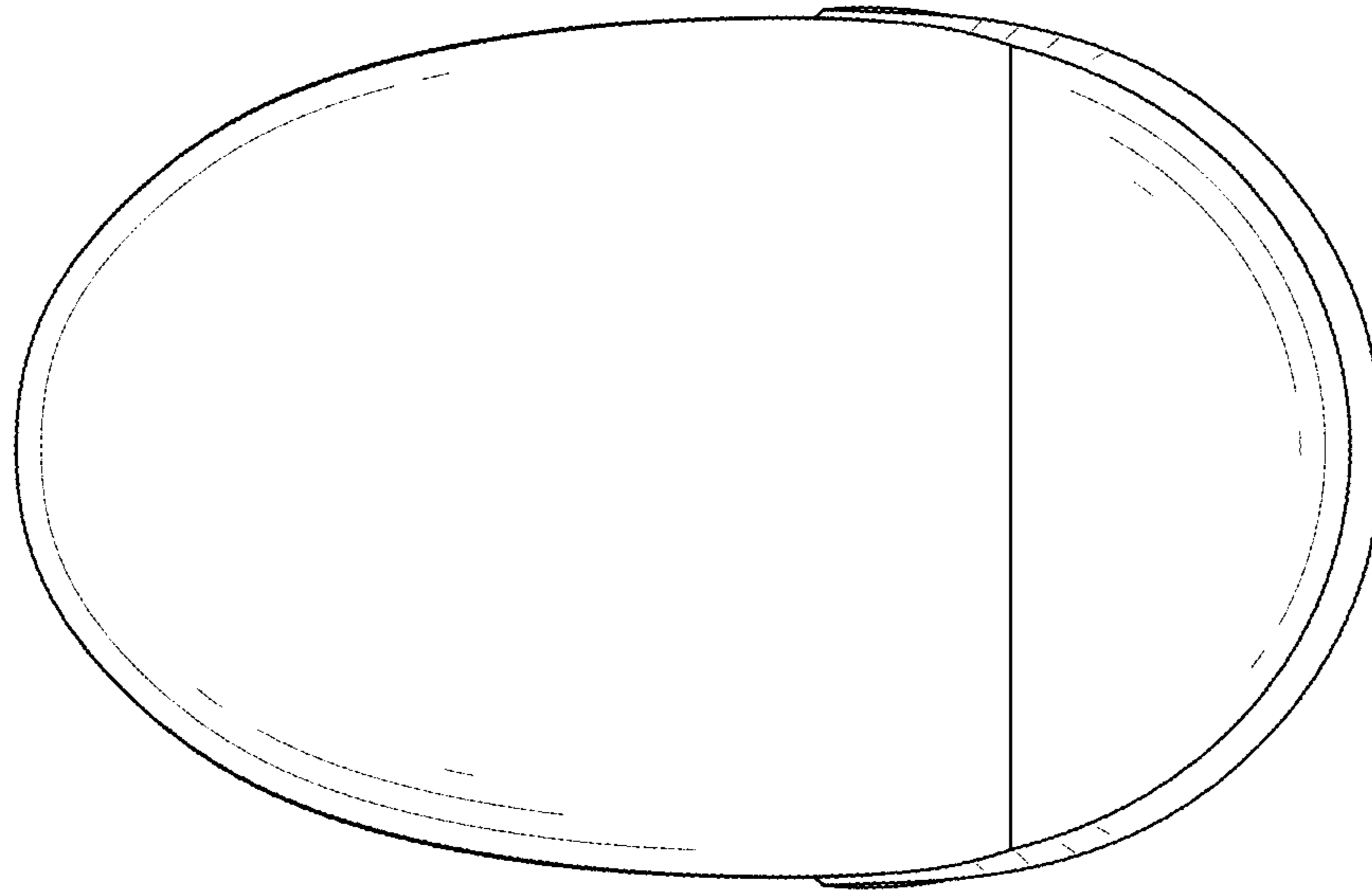


FIG. 7



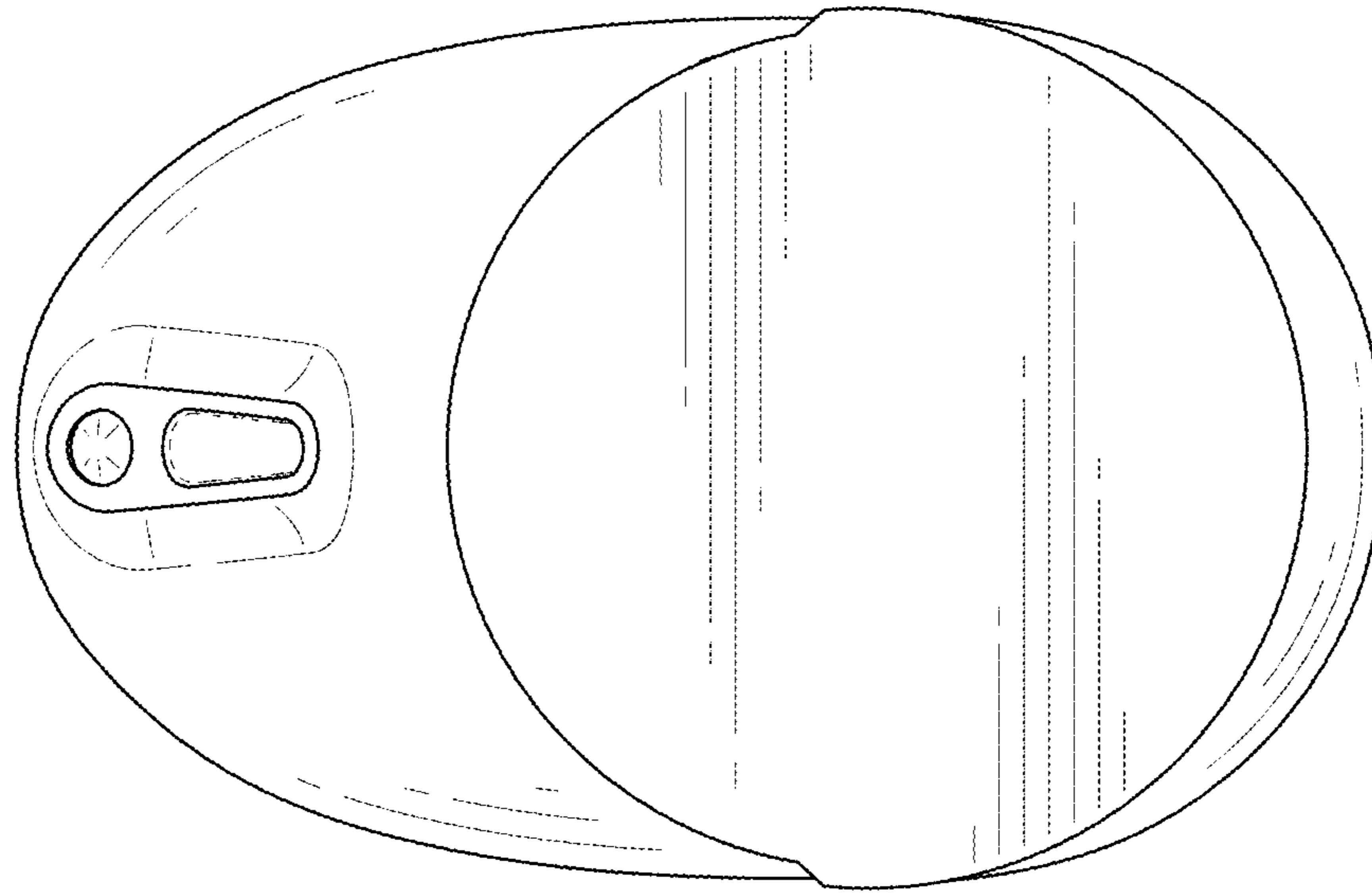


FIG. 8