

US00D892505S

(12) **United States Design Patent**  
**Dericco**

(10) **Patent No.:** **US D892,505 S**

(45) **Date of Patent:** **\*\* Aug. 11, 2020**

(54) **TOOTHBRUSH HEAD**

(71) Applicant: **Salvatore P. Dericco**, W. Harrison, NY  
(US)

(72) Inventor: **Salvatore P. Dericco**, W. Harrison, NY  
(US)

(\*\*) Term: **15 Years**

(21) Appl. No.: **29/645,171**

(22) Filed: **Apr. 24, 2018**

(51) **LOC (12) Cl.** ..... **28-03**

(52) **U.S. Cl.**  
USPC ..... **D4/101; D4/113**

(58) **Field of Classification Search**  
USPC ..... D4/100, 101, 102, 104, 105, 106, 107,  
D4/108, 109, 110, 111, 112, 113, 114,  
D4/115, 116, 117, 118, 119, 120, 130,  
D4/132, 134, 138, 199  
CPC ..... A61C 17/16; A61C 17/222; A61C 17/225;  
A61C 17/3427; A61C 17/00; A61C  
17/224; A61C 17/26; A46B 2200/108  
See application file for complete search history.

(56) **References Cited**

U.S. PATENT DOCUMENTS

- 1,657,450 A \* 1/1928 Barnes ..... A46B 9/04  
15/167.1
- D89,433 S \* 3/1933 Aufmesser ..... D4/130
- D136,156 S \* 8/1943 Fuller ..... D4/104
- D178,920 S \* 10/1956 Hutcheson ..... D4/138
- 3,148,684 A \* 9/1964 Keeler ..... A46B 11/0003  
401/140
- 3,343,551 A \* 9/1967 Anderson ..... A45D 40/28  
132/218
- 4,542,552 A \* 9/1985 D'Argennbeau ..... A46B 5/02  
15/167.1
- 4,679,273 A \* 7/1987 Okin ..... A46B 9/04  
15/110
- D367,962 S \* 3/1996 Leslie ..... D4/138

- D405,272 S \* 2/1999 Khalaj ..... D24/147
- D422,414 S \* 4/2000 Harada ..... D4/111
- D685,192 S \* 7/2013 Tronconi ..... D4/132
- 9,084,471 B2 \* 7/2015 De Ricco ..... A46B 5/0016
- D749,852 S \* 2/2016 Since ..... D4/101
- D758,079 S \* 6/2016 Since ..... D4/101
- D768,995 S \* 10/2016 Xi ..... D4/104
- D795,591 S \* 8/2017 DeRicco ..... D4/104

(Continued)

FOREIGN PATENT DOCUMENTS

- CN 106723926 A \* 5/2017
- KR 2018 00 7978 A \* 1/2018

Primary Examiner — Karen E Eldridge Powers

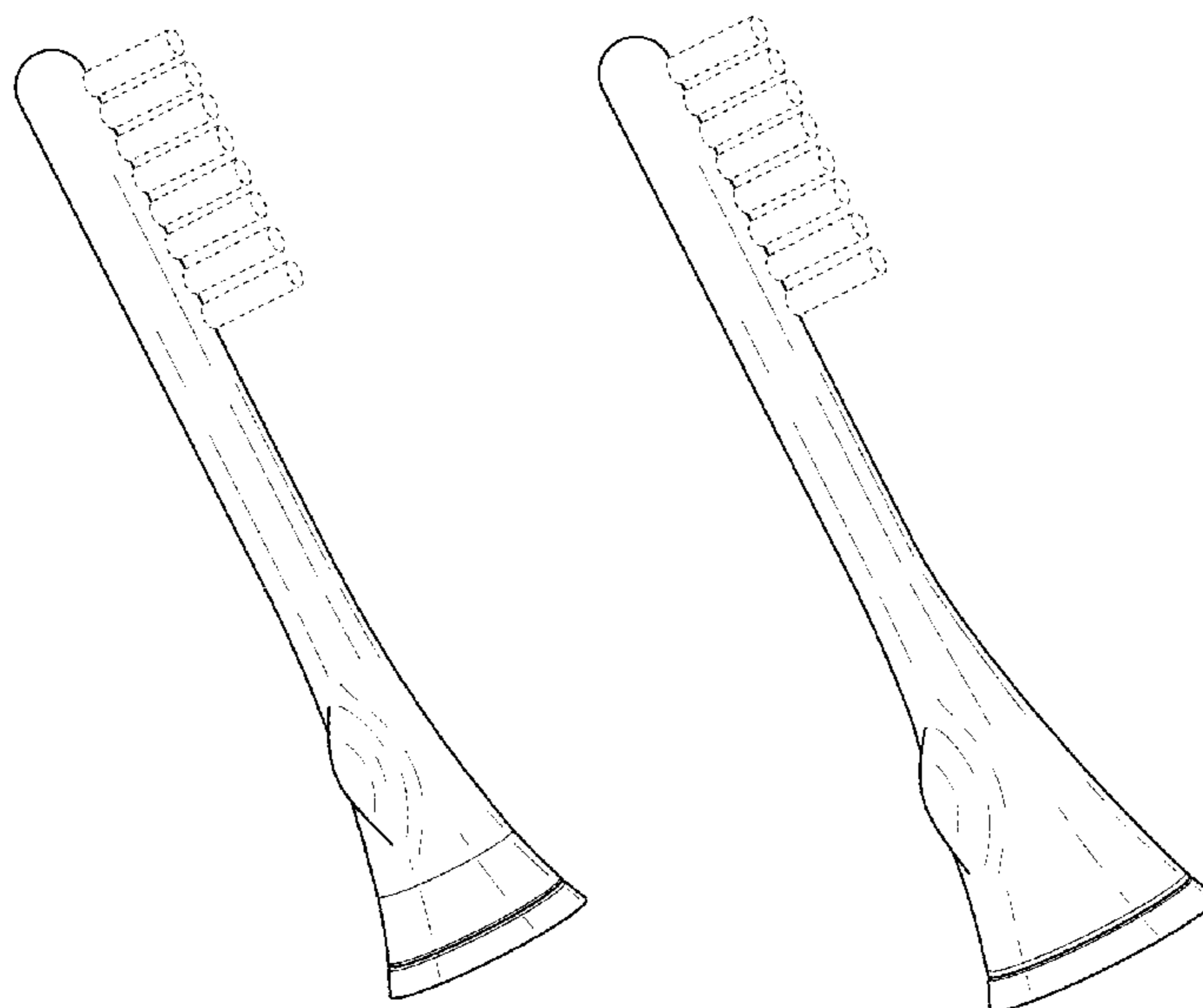
(57) **CLAIM**

The ornamental design for a toothbrush head, as shown and described.

**DESCRIPTION**

FIG. 1 is a left side and front perspective view of a first embodiment of a toothbrush head, showing my design;  
 FIG. 2 is a right side elevation view thereof;  
 FIG. 3 is a left side elevation view thereof;  
 FIG. 4 is a front elevation view thereof;  
 FIG. 5 is a rear elevation view thereof;  
 FIG. 6 is a top plan view thereof;  
 FIG. 7 is a bottom plan view thereof;  
 FIG. 8 is a left side and front perspective view of a second embodiment of a toothbrush head;  
 FIG. 9 is a right side elevation view thereof;  
 FIG. 10 is a left side elevation view thereof;  
 FIG. 11 is a front elevation view thereof;  
 FIG. 12 is a rear elevation view thereof;  
 FIG. 13 is a top plan view thereof; and,  
 FIG. 14 is a bottom plan view thereof.  
 The broken line showing in the Figures illustrates portions of the toothbrush head and forms no part of the claimed design.

**1 Claim, 6 Drawing Sheets**



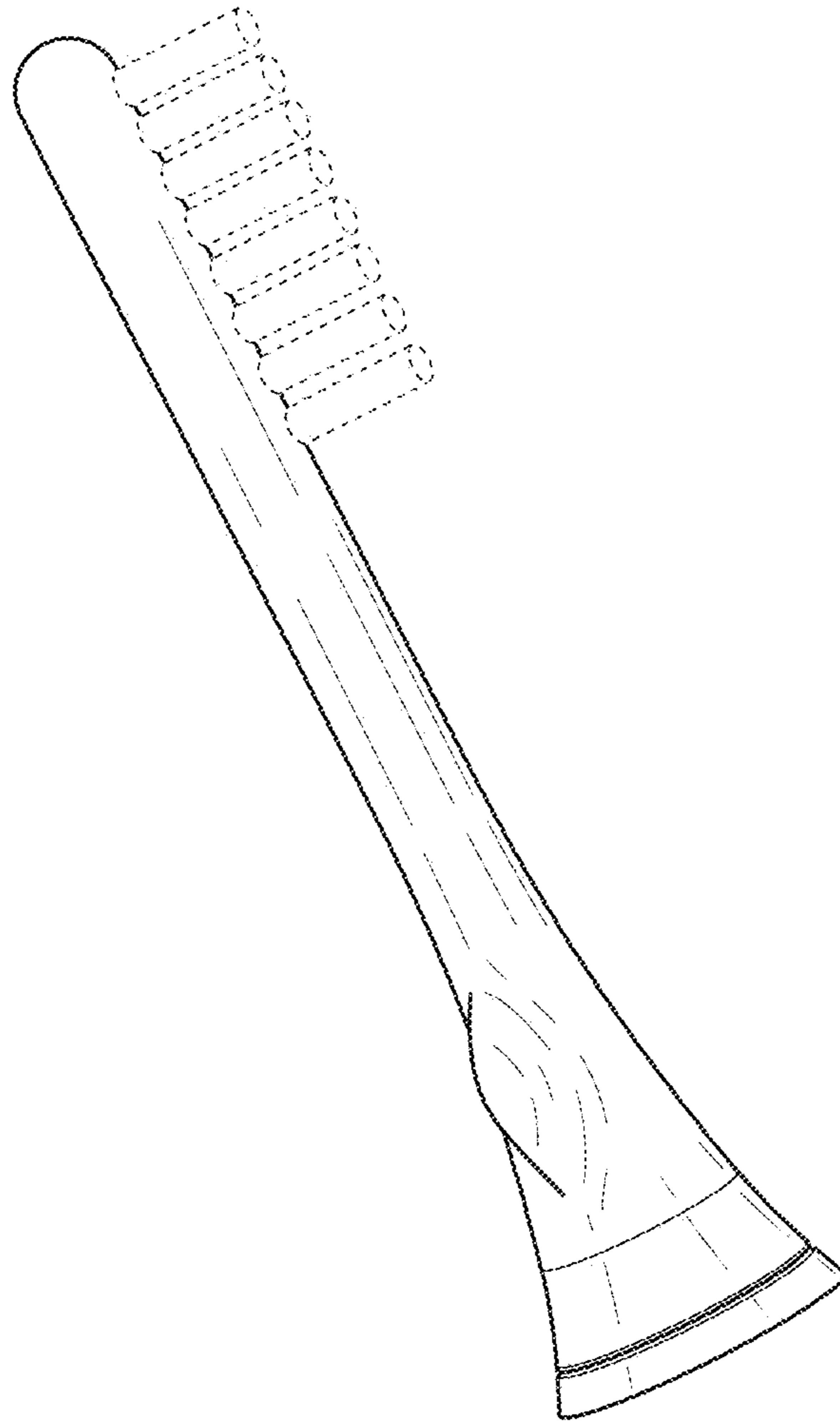
(56)

**References Cited**

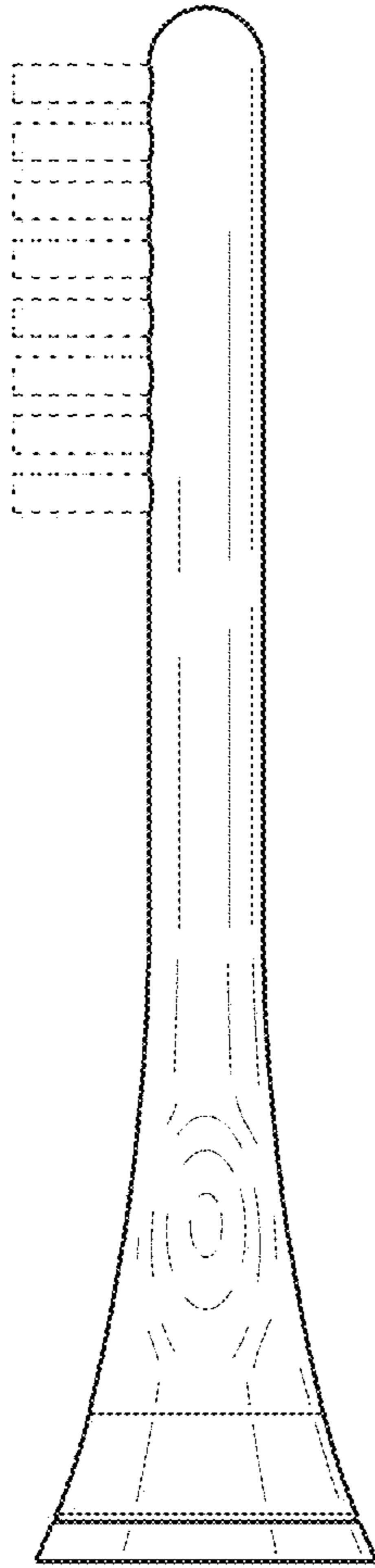
U.S. PATENT DOCUMENTS

D801,696	S *	11/2017	McGarry .....	D4/101
D805,202	S *	12/2017	Erskine-Smith .....	D24/152
D812,378	S *	3/2018	DeRicco .....	D4/110
9,986,818	B2 *	6/2018	Jimenez .....	A46B 11/0024
D828,036	S *	9/2018	Wainless .....	D4/104
10,245,121	B2 *	4/2019	Dericco .....	A61C 3/005
2014/0143968	A1 *	5/2014	De Ricco .....	A46B 5/0016 15/106

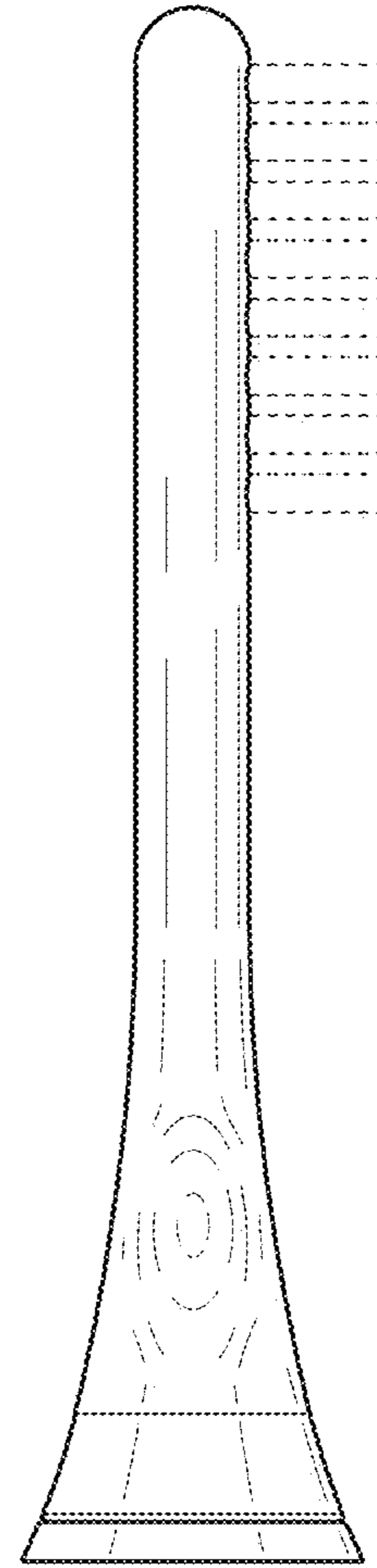
\* cited by examiner



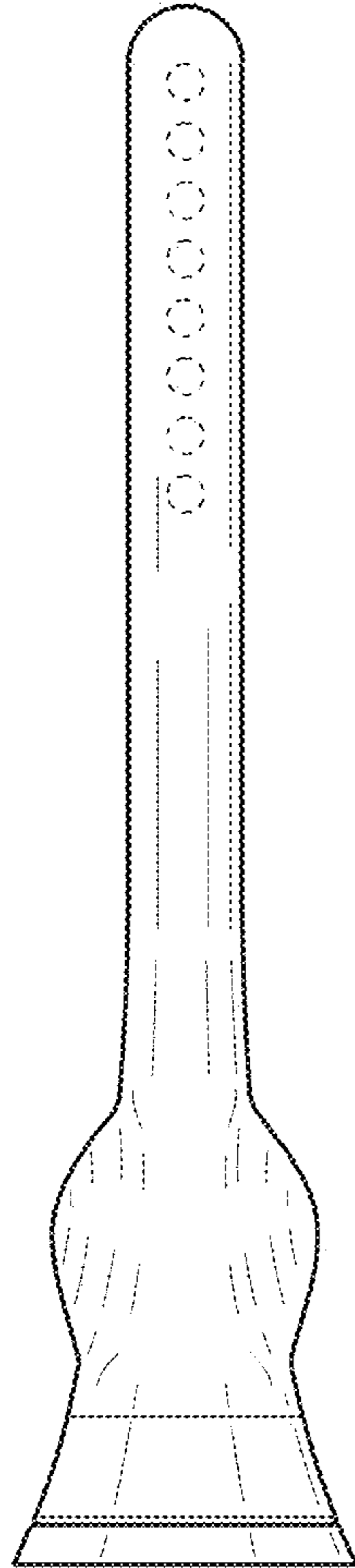
*Fig. 1*



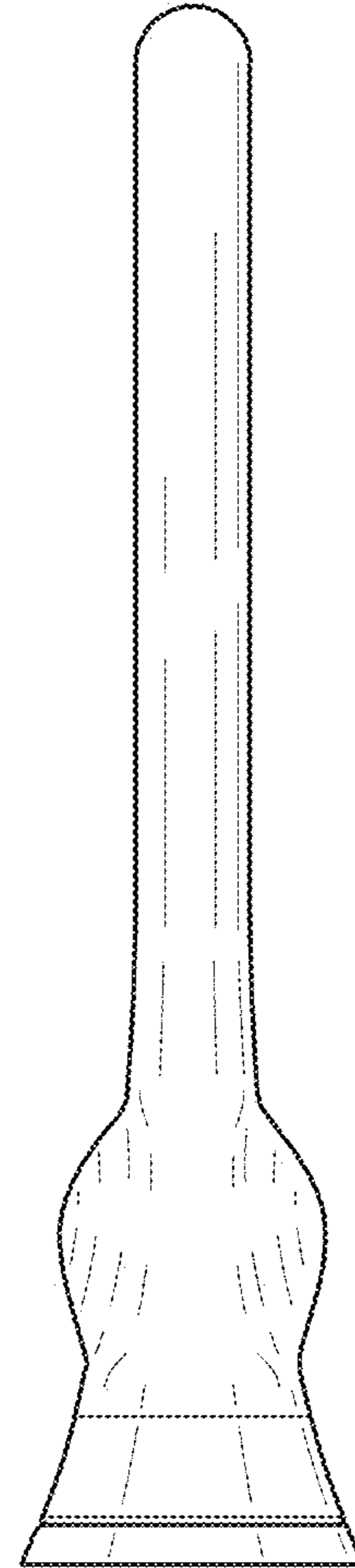
*Fig. 2*



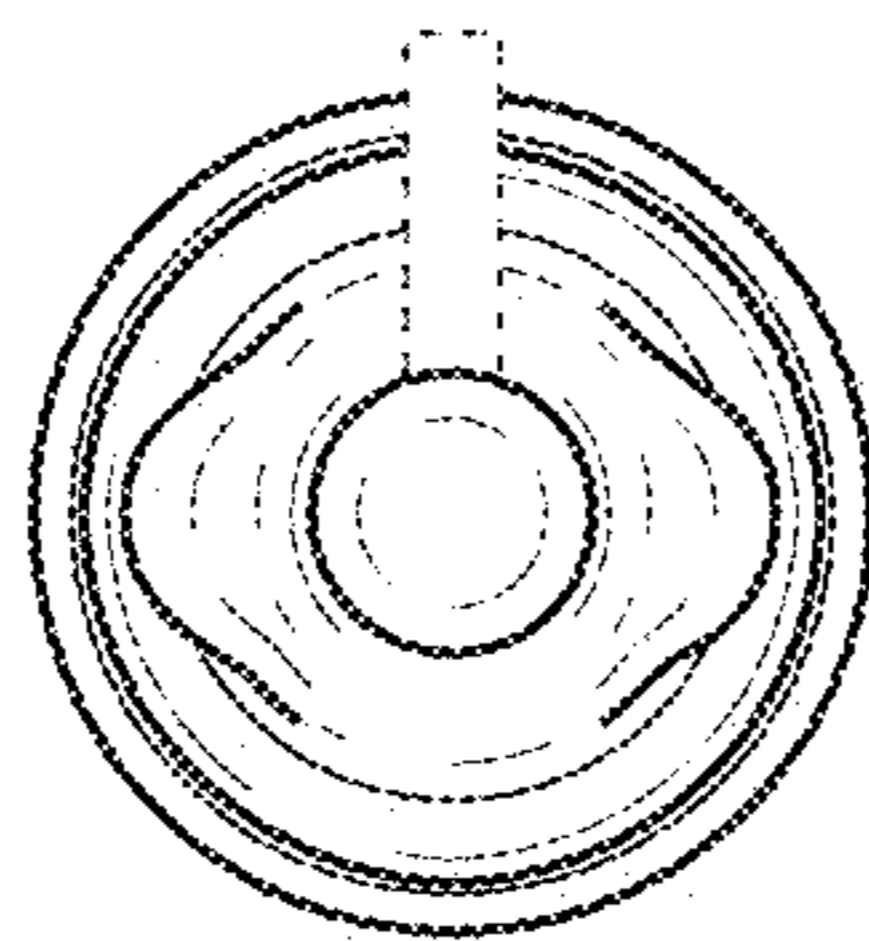
*Fig. 3*



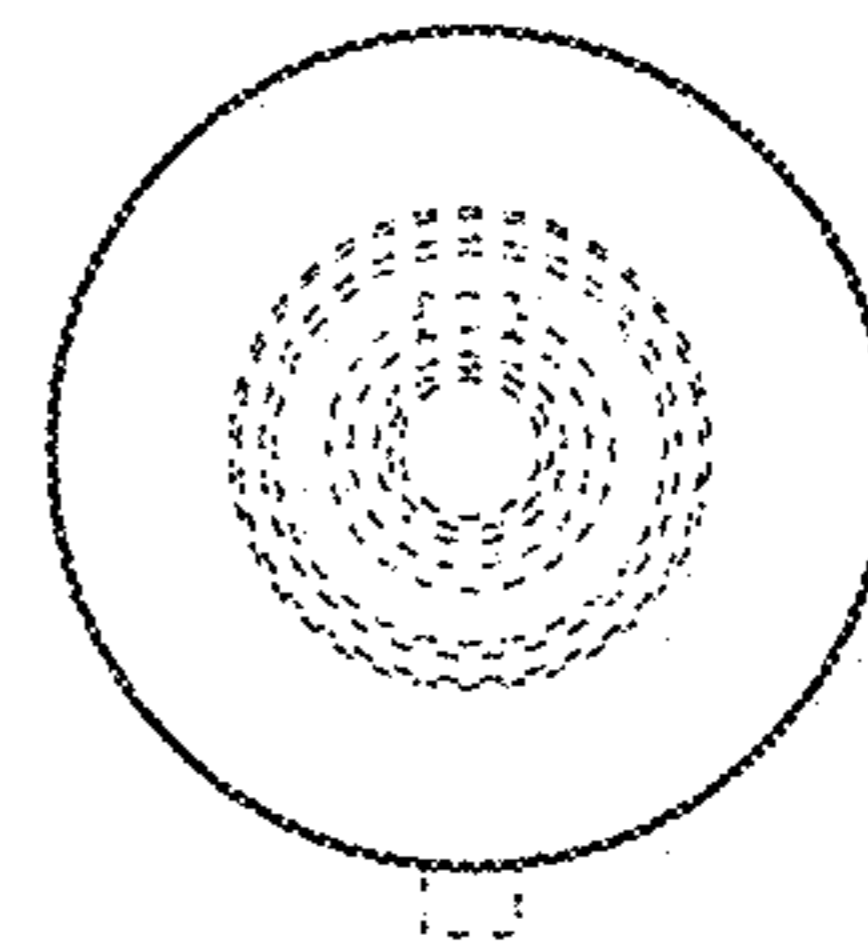
*Fig. 4*



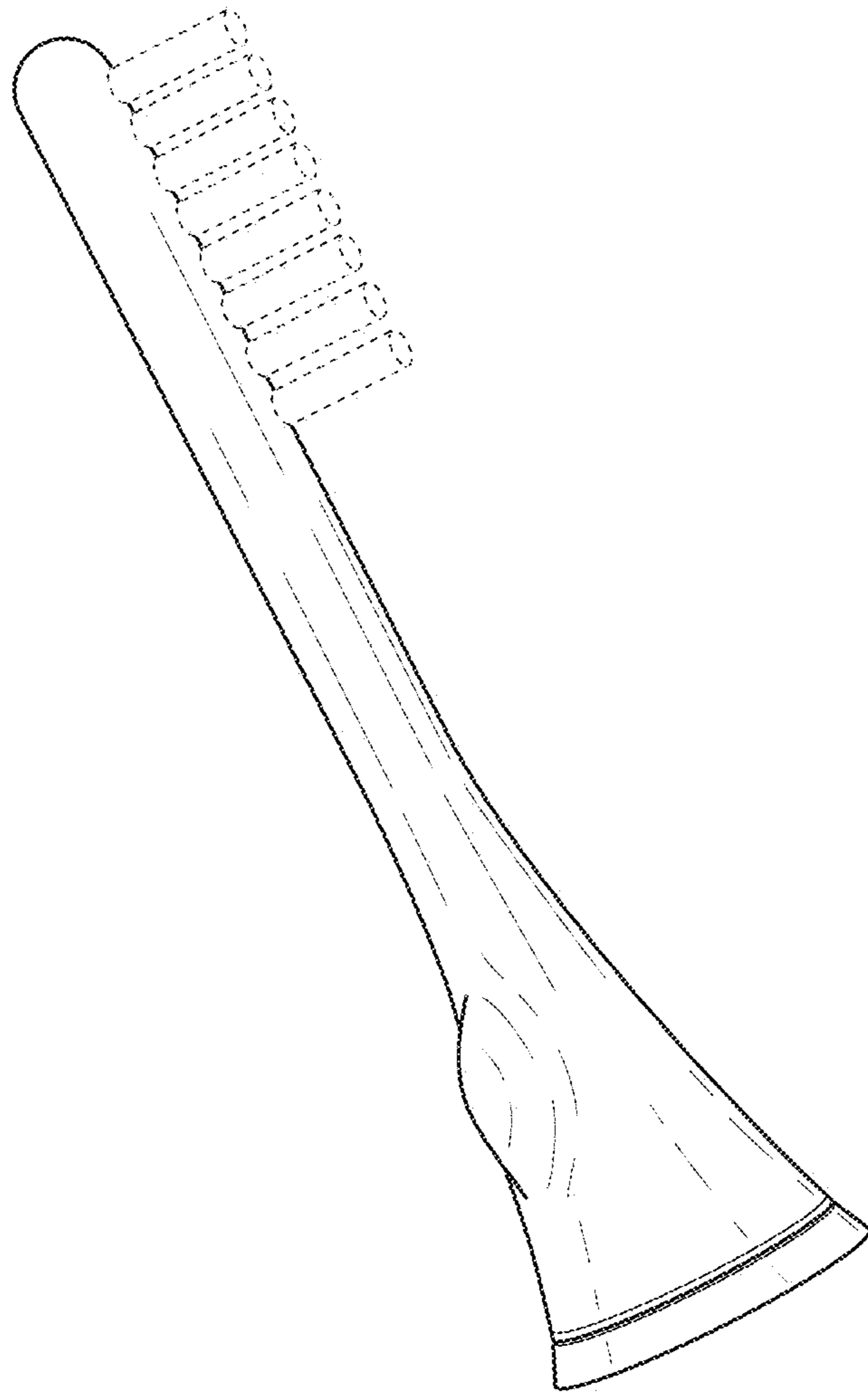
*Fig. 5*



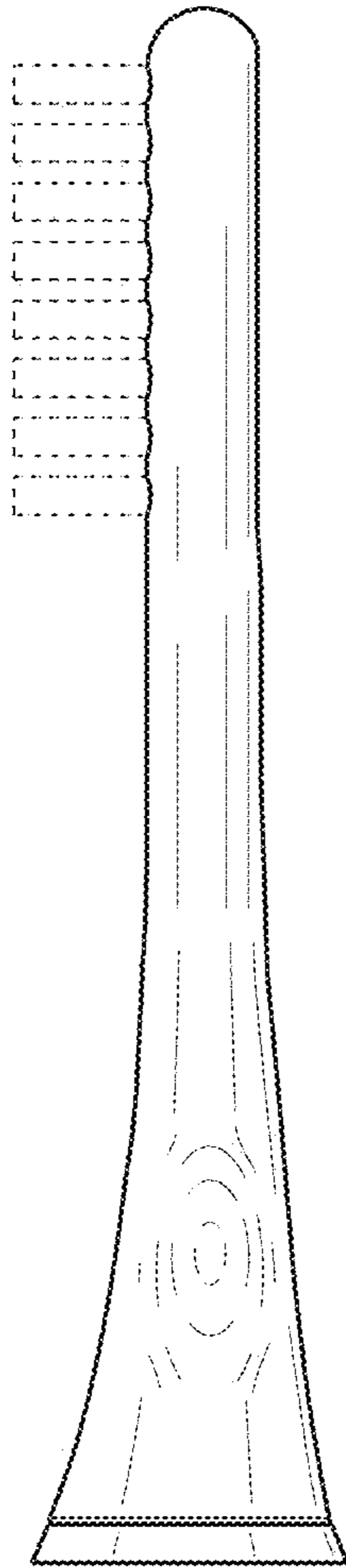
*Fig. 6*



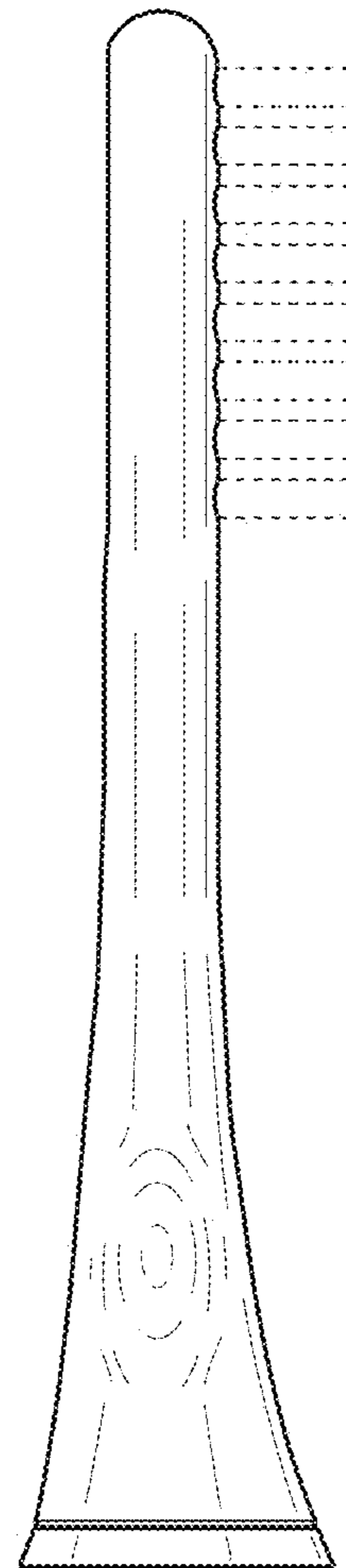
*Fig. 7*



*Fig. 8*

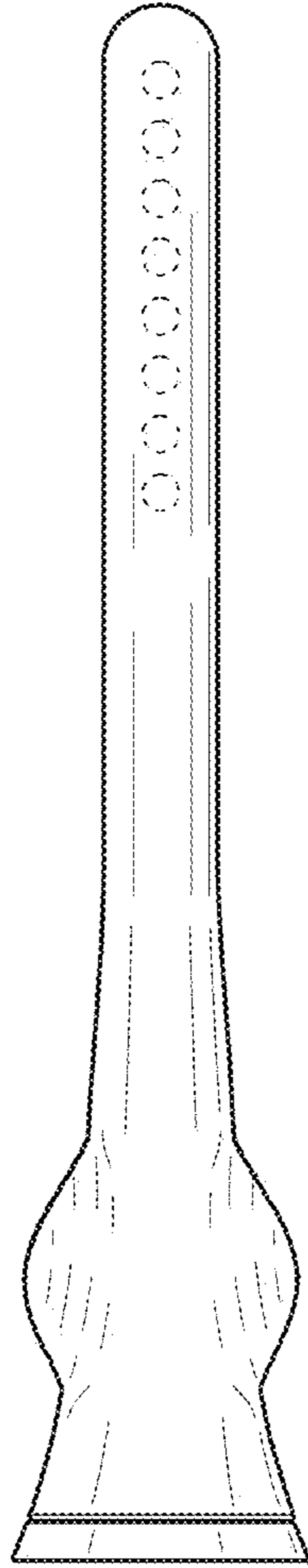


*Fig. 9*

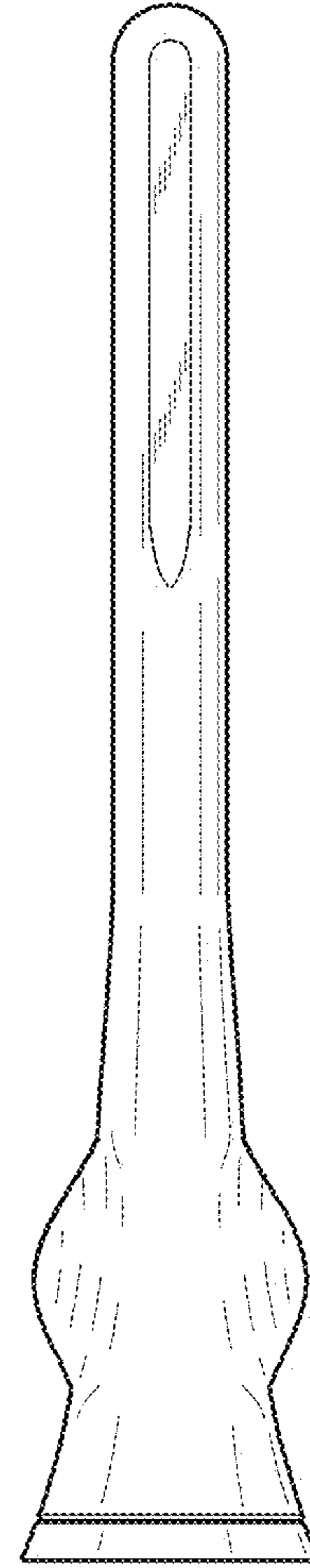


*Fig. 10*

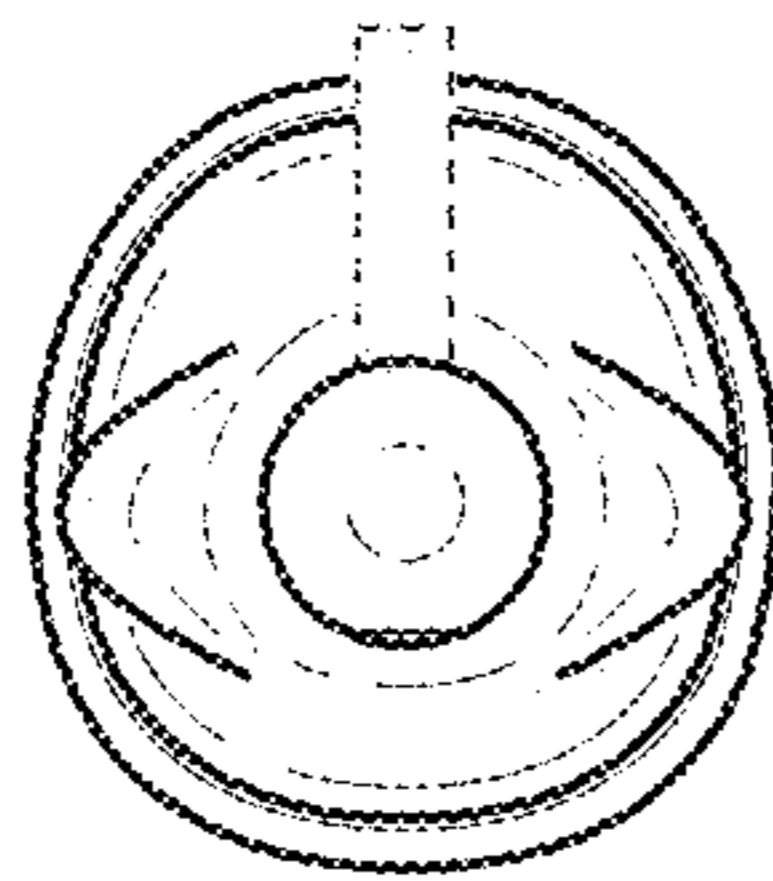




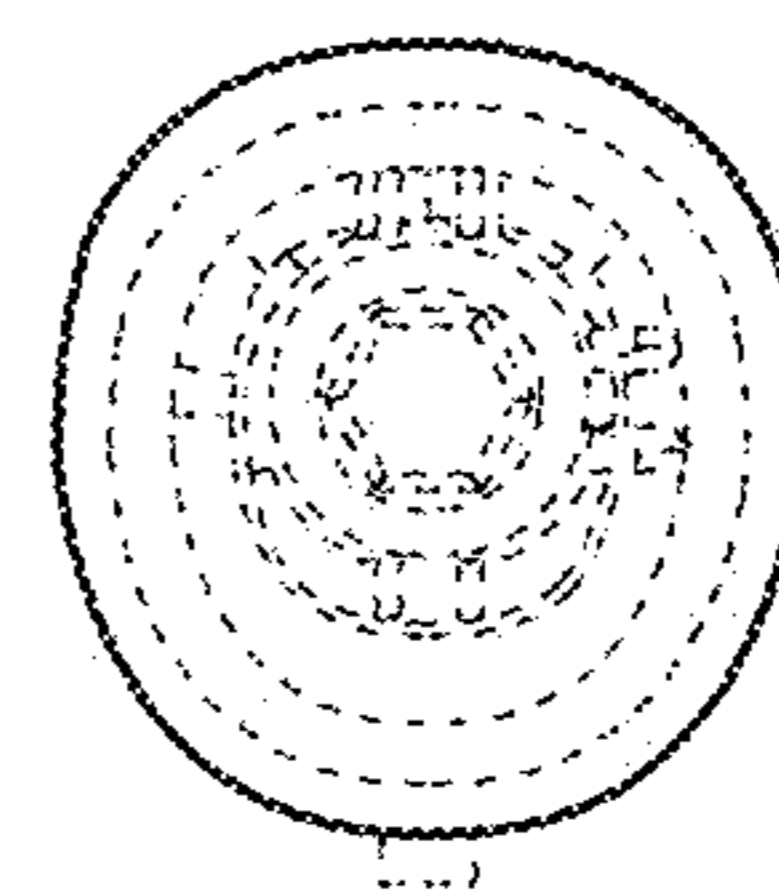
*Fig. 11*



*Fig. 12*



*Fig. 13*



*Fig. 14*