



US00D892500S

(12) **United States Design Patent** (10) **Patent No.:** **US D892,500 S**  
**LeTourneau** (45) **Date of Patent:** **\*\* Aug. 11, 2020**

(54) **DRAWER INSERT**  
(71) Applicant: **Kohler Co.**, Kohler, WI (US)  
(72) Inventor: **Alexander V. LeTourneau**, Sheboygan, WI (US)  
(73) Assignee: **Kohler Co.**, Kohler, WI (US)  
(\*\*) Term: **15 Years**  
(21) Appl. No.: **29/642,376**  
(22) Filed: **Mar. 29, 2018**  
(51) **LOC (12) Cl.** ..... **03-01**  
(52) **U.S. Cl.**  
USPC ..... **D3/304**  
(58) **Field of Classification Search**  
USPC ..... D7/543, 545, 546, 549, 550.1, 552.1,  
D7/553, 553.1, 553.2, 553.6, 554.2;  
D9/424, 432, 715; D3/304-315  
CPC ..... B65D 1/34; B65D 21/00; B65D 21/02;  
B65D 21/0204  
See application file for complete search history.

9,173,543 B2 \* 11/2015 Abraham ..... A47L 15/501  
D747,066 S \* 1/2016 Roetheli ..... D1/106  
D749,323 S \* 2/2016 Stahl ..... D3/308  
D750,975 S \* 3/2016 Prince ..... D9/758  
D766,647 S \* 9/2016 Calkins ..... D7/354  
D766,663 S \* 9/2016 Bergeron ..... D7/553.1  
D772,525 S \* 11/2016 Enoch ..... D1/127  
D778,176 S \* 2/2017 Long ..... D9/757  
D783,345 S \* 4/2017 Dobbs ..... D7/397  
D783,421 S \* 4/2017 Van Belle ..... D9/760  
D787,186 S \* 5/2017 Thurbin ..... D3/313  
D787,703 S \* 5/2017 Mayer ..... D24/229  
D804,324 S \* 12/2017 Tayara ..... D9/757  
D811,833 S \* 3/2018 Thurow ..... D7/706  
D816,492 S \* 5/2018 Reinhart ..... D9/435

(Continued)

*Primary Examiner* — Kelley A Donnelly  
(74) *Attorney, Agent, or Firm* — Lempia Summerfield  
Katz LLC

(57) **CLAIM**

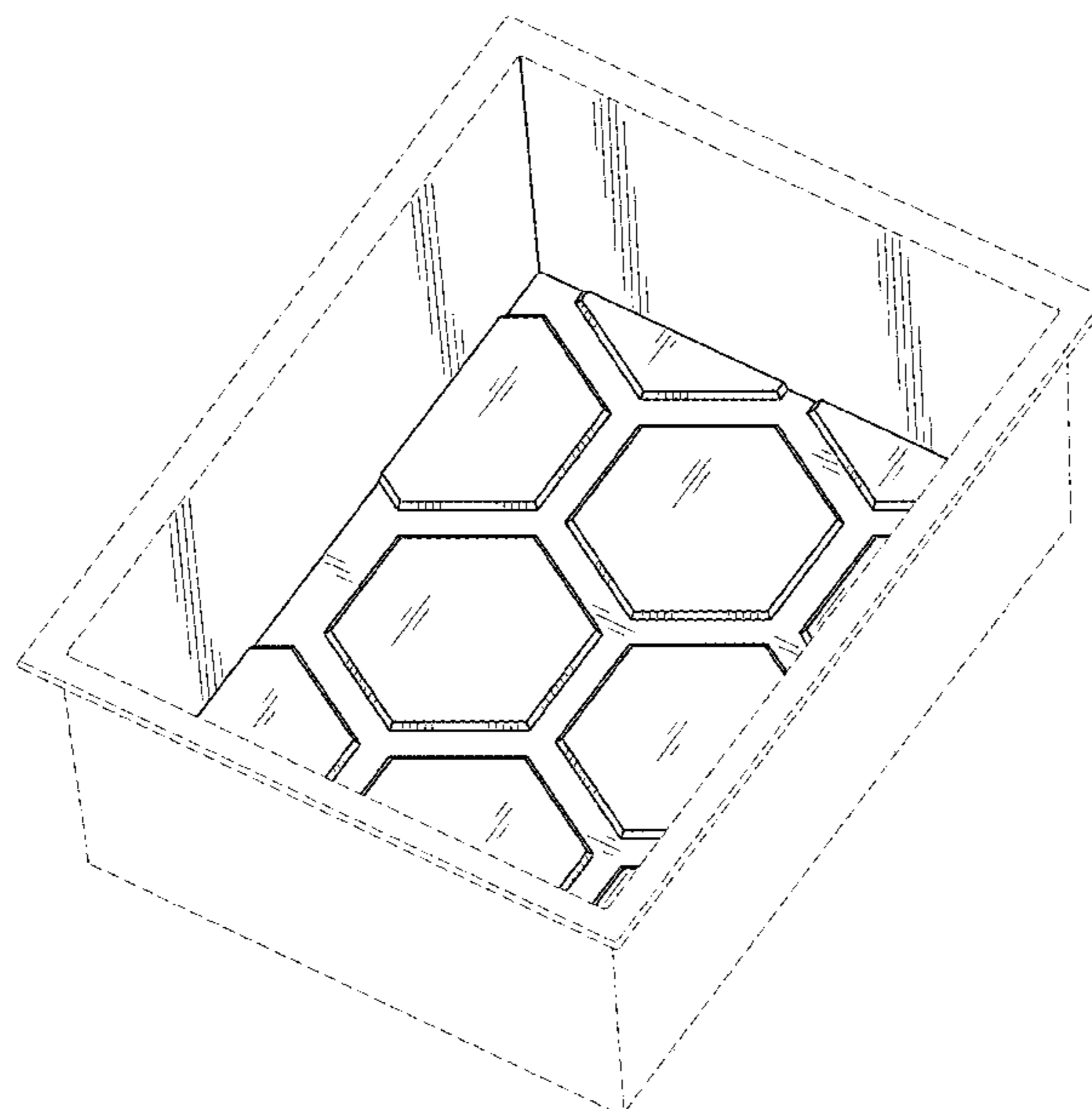
I claim the ornamental design for a drawer insert, as shown and described.

**DESCRIPTION**

FIG. 1 is a perspective view of an embodiment of the claimed design;  
FIG. 2 is a top view of the embodiment of FIG. 1;  
FIG. 3 is a bottom view of the embodiment of FIG. 1;  
FIG. 4 is a front view of the embodiment of FIG. 1;  
FIG. 5 is a side view of the embodiment of FIG. 1;  
FIG. 6 is a perspective view of another embodiment of the claimed design; and,  
FIG. 7 is a top view of the embodiment of FIG. 6.  
The ornamental design which is claimed is shown in solid lines in the drawings: The broken lines in the drawings are for illustrative purposes only and form no part of the claimed design. Broken lines formed of unequal length dashes (i.e., dash-dot) define bounds of the claimed design.

**1 Claim, 7 Drawing Sheets**

(56) **References Cited**  
U.S. PATENT DOCUMENTS  
4,372,000 A \* 2/1983 Hurd ..... A01K 47/02  
449/43  
4,824,711 A \* 4/1989 Cagliostro ..... C04B 35/83  
156/89.22  
5,830,039 A \* 11/1998 Fraser-Jones ..... A01K 47/04  
449/2  
D402,436 S \* 12/1998 Cawley ..... D1/129  
D489,162 S \* 5/2004 Dings-Plooij ..... D1/121  
D617,958 S \* 6/2010 Benincasa ..... D30/108  
D653,767 S \* 2/2012 Lovshe ..... D24/230  
D662,355 S \* 6/2012 Tyson ..... D7/396.6  
D708,763 S \* 7/2014 Smeja ..... D24/229  
D729,550 S \* 5/2015 Williams ..... D6/675  
D736,013 S \* 8/2015 Williams ..... D6/675



(56)

**References Cited**

U.S. PATENT DOCUMENTS

|                   |         |                |                      |
|-------------------|---------|----------------|----------------------|
| D820,054 S *      | 6/2018  | Hertaus .....  | D7/701               |
| D826,644 S *      | 8/2018  | Bergeron ..... | D7/553.1             |
| D836,260 S *      | 12/2018 | Cox .....      | D30/160              |
| D841,487 S *      | 2/2019  | Tartock .....  | D9/755               |
| D844,901 S *      | 4/2019  | Leinbach ..... | D28/63               |
| D845,031 S *      | 4/2019  | Huang .....    | D6/586               |
| D847,509 S *      | 5/2019  | Quinn .....    | D3/305               |
| D853,794 S *      | 7/2019  | Bergeron ..... | D7/553.2             |
| D853,859 S *      | 7/2019  | Tayara .....   | D9/757               |
| D854,270 S *      | 7/2019  | Bondhus .....  | D32/53               |
| 2007/0037481 A1 * | 2/2007  | Clerkin .....  | A01K 47/04<br>449/44 |

\* cited by examiner

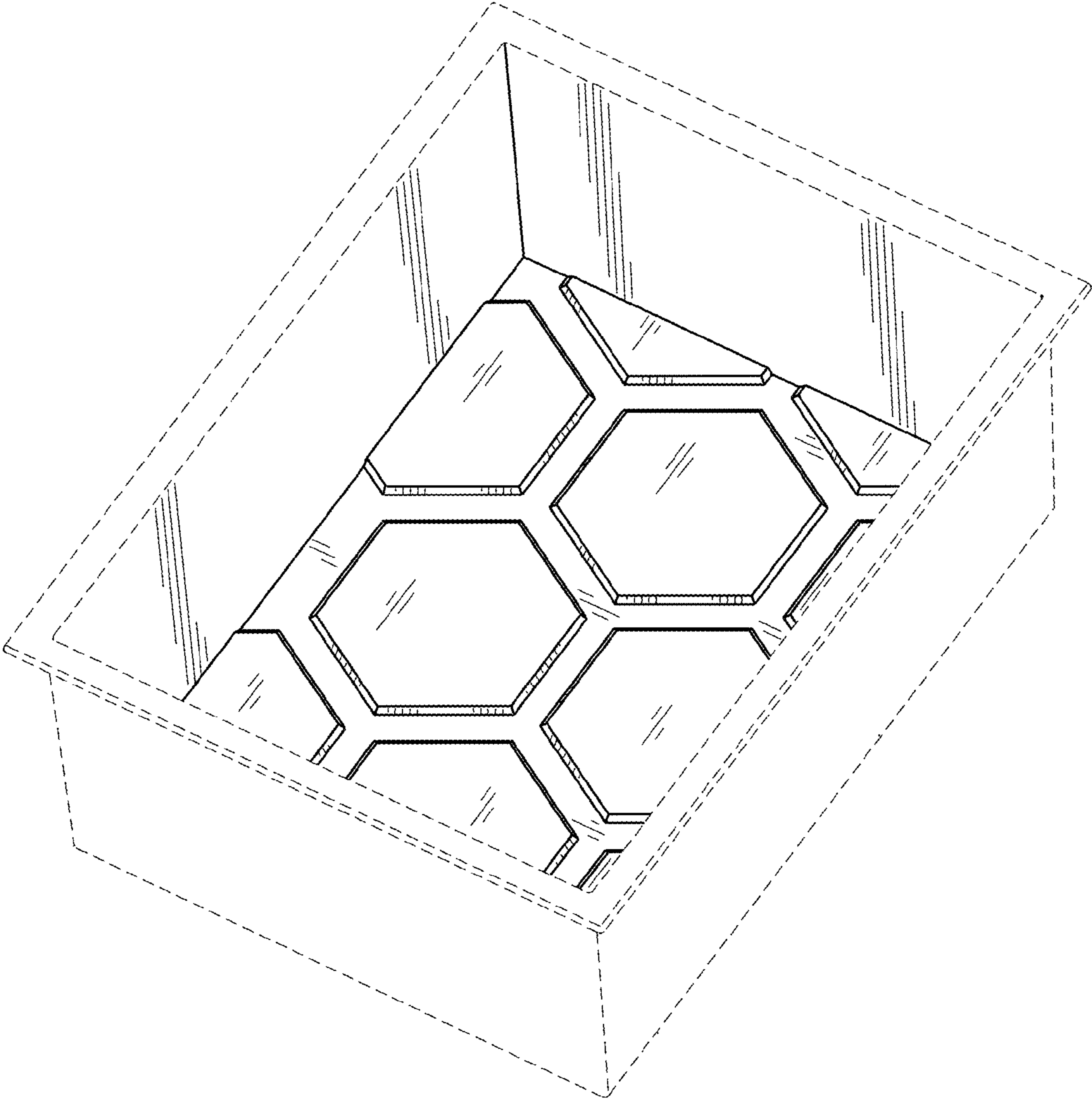


FIG. 1

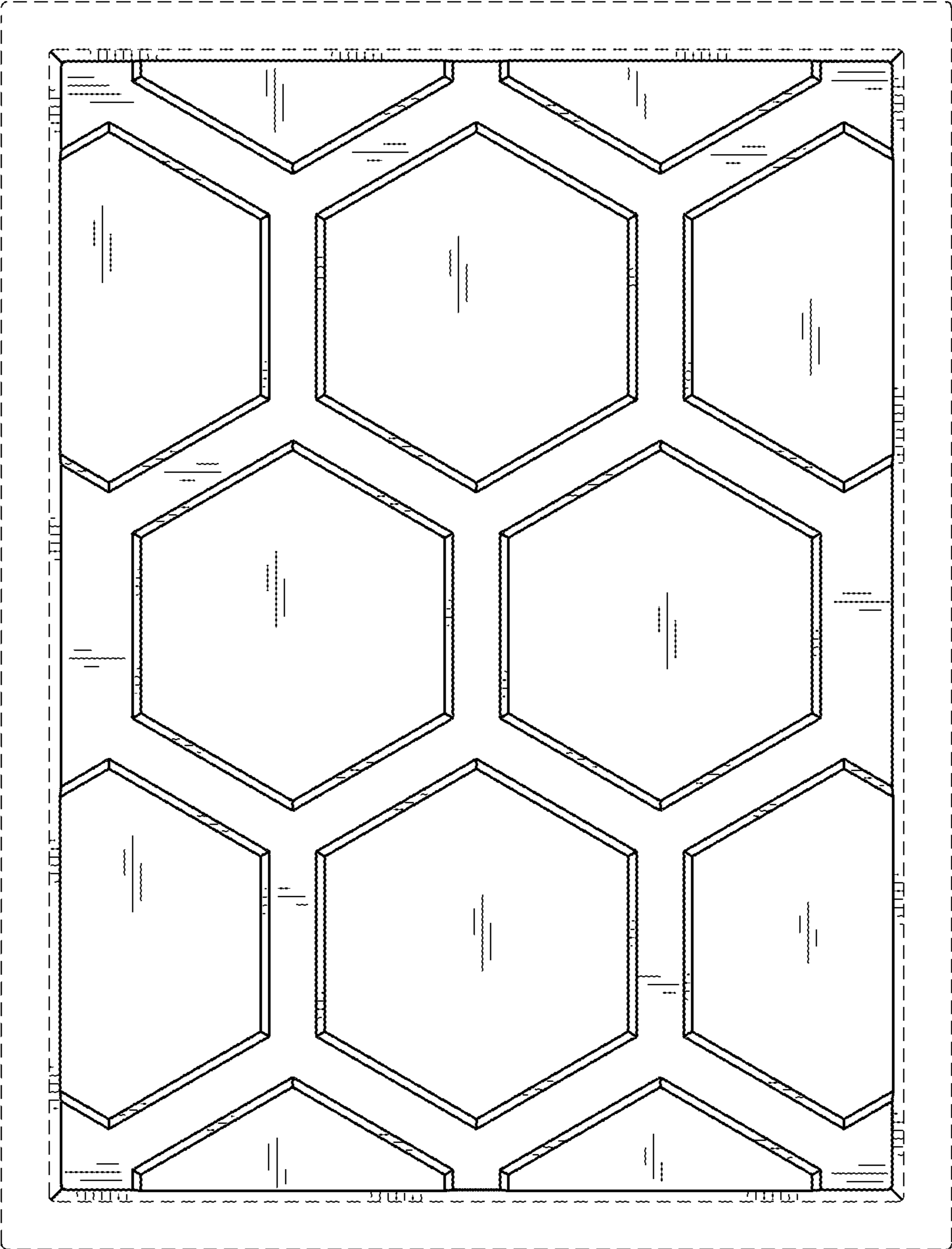


FIG. 2




FIG. 3



FIG. 4



FIG. 5

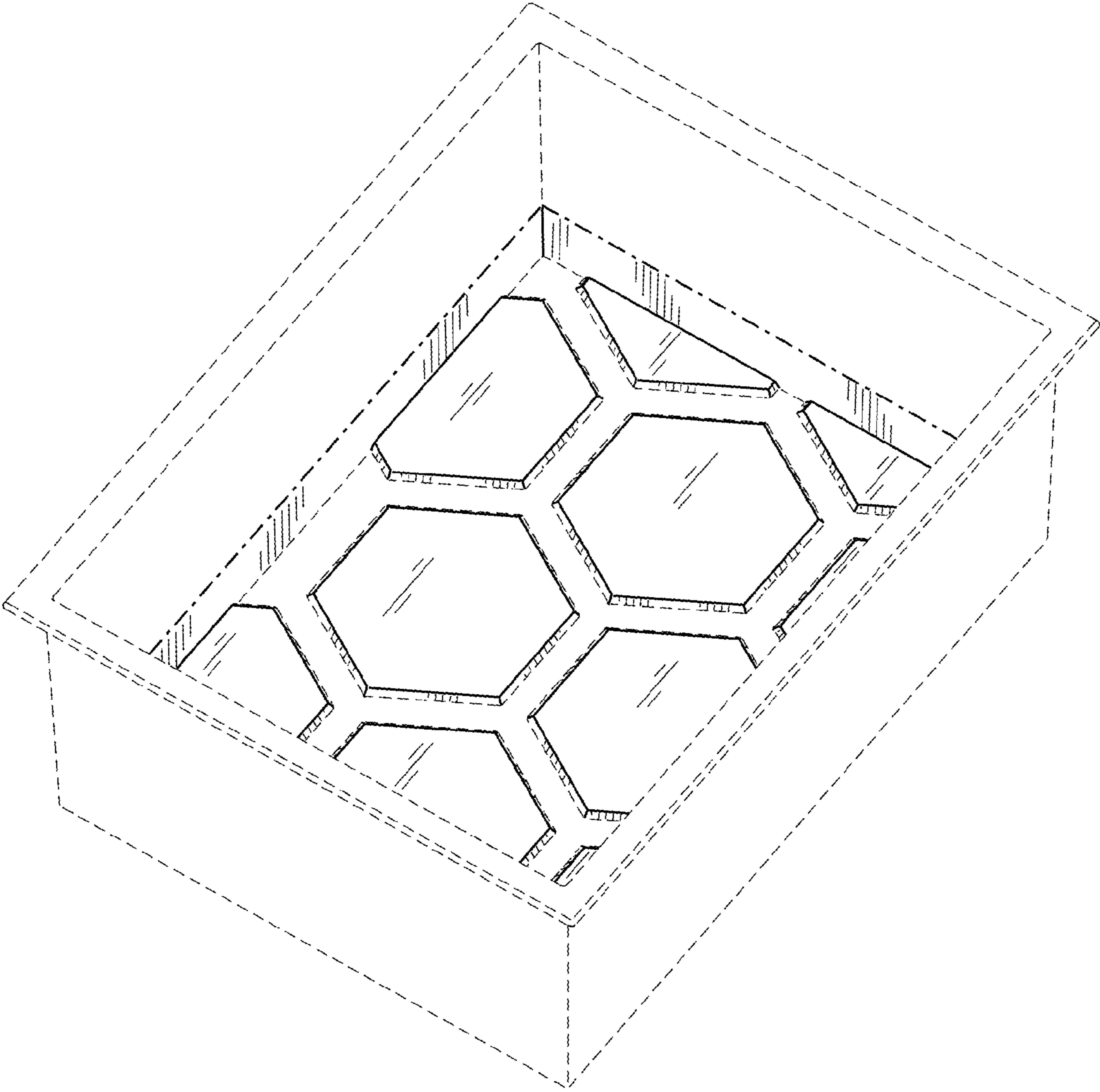


FIG. 6



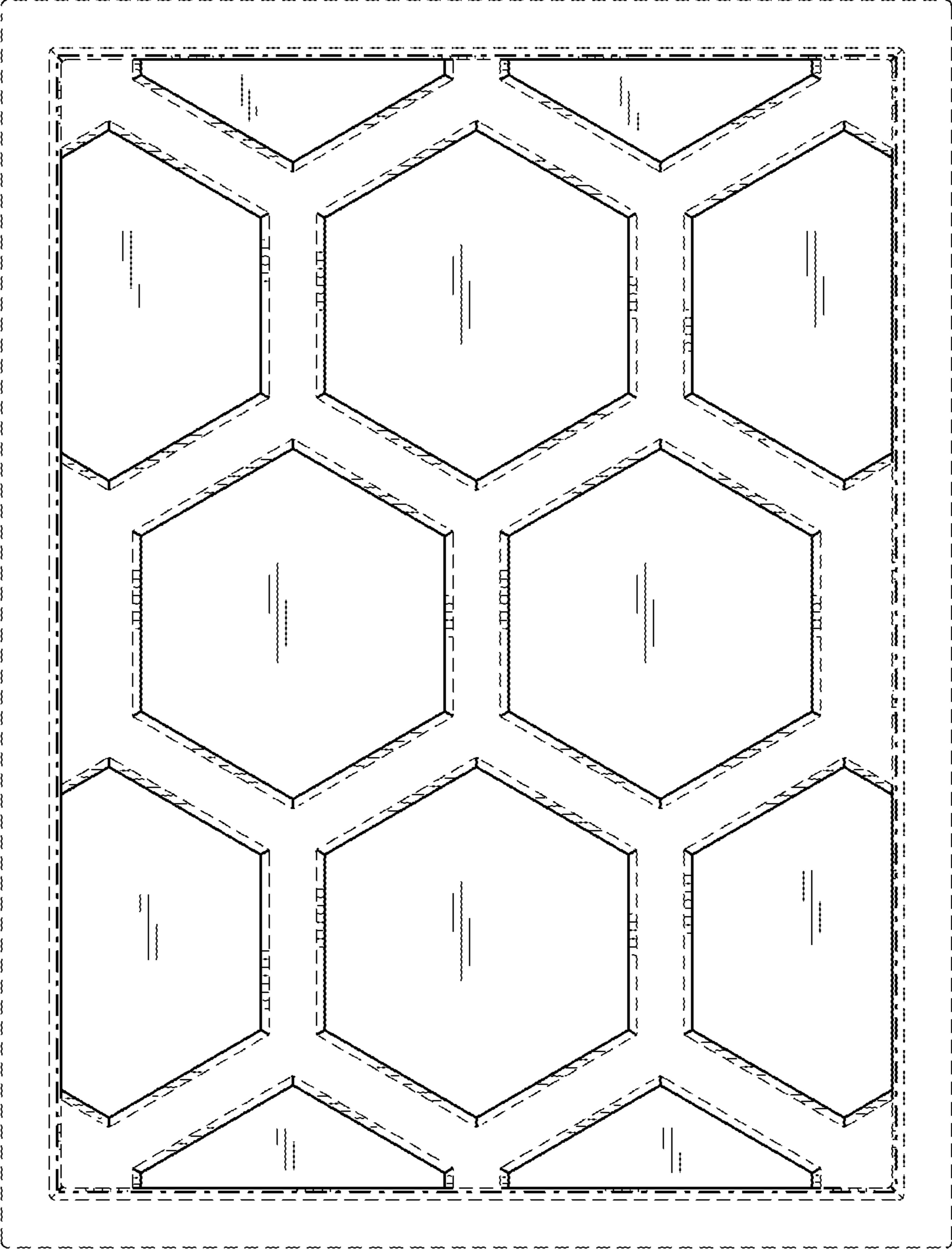


FIG. 7