

US00D892496S

(12) **United States Design Patent** (10) **Patent No.:** **US D892,496 S**  
**Lindo** (45) **Date of Patent:** **\*\* Aug. 11, 2020**

- (54) **PHONE WALLET**
- (71) Applicant: **MiWorld Accessories LLC**, New York, NY (US)
- (72) Inventor: **Joant Lindo**, New York, NY (US)
- (73) Assignee: **MiWorld Accessories LLC**, New York, NY (US)
- (\*\*) Term: **15 Years**
- (21) Appl. No.: **29/687,717**
- (22) Filed: **Apr. 15, 2019**
- (51) **LOC (12) Cl.** ..... **03-01**
- (52) **U.S. Cl.**  
USPC ..... **D3/247**
- (58) **Field of Classification Search**  
USPC ..... D3/247, 249–253  
CPC ..... A45C 1/06; A45C 3/08  
See application file for complete search history.

9,866,255 B1 \* 1/2018 Ketter-Muldrow .....  
H04B 1/388  
D856,671 S \* 8/2019 Li ..... D3/249  
D858,984 S \* 9/2019 Zucco ..... D3/247  
D869,843 S \* 12/2019 Zhou ..... D3/249

\* cited by examiner

*Primary Examiner* — Holly H Baynham  
(74) *Attorney, Agent, or Firm* — Notaro, Michalos & Zaccaria P.C.

(57) **CLAIM**

The ornamental design for a phone wallet, as shown and described.

**DESCRIPTION**

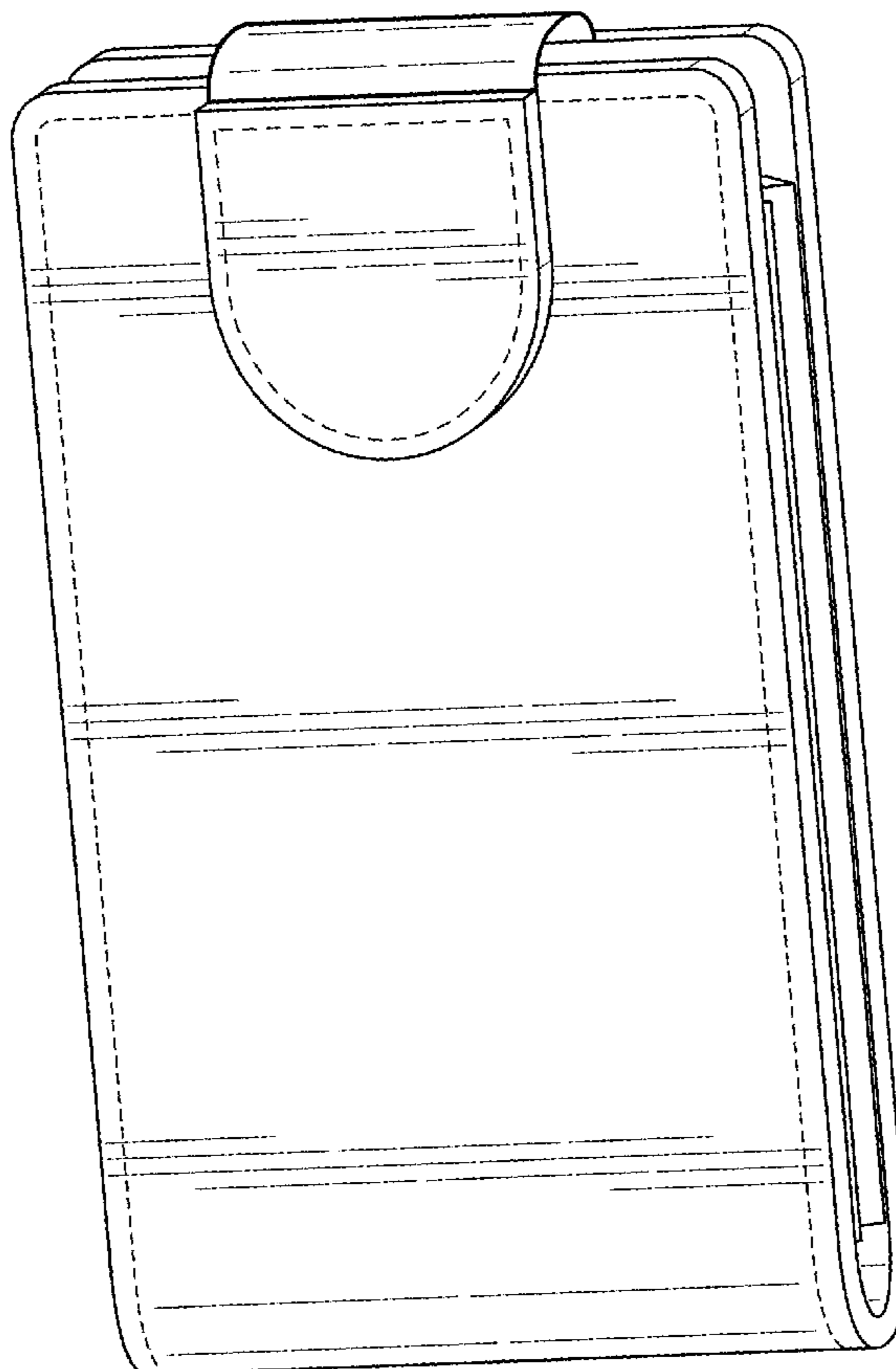
FIG. 1 is a front, top, right perspective view of a phone wallet showing my new design therefor with the flap in a closed position;  
FIG. 2 is a front elevational view thereof;  
FIG. 3 is a back elevational view thereof;  
FIG. 4 is a right-side elevational view thereof;  
FIG. 5 is a left side elevational view thereof;  
FIG. 6 is a top plan view thereof;  
FIG. 7 is a bottom plan view thereof; and,  
FIG. 8 is a front, top, right perspective view of a phone wallet showing my new design therefor with the flap in an open position.  
Throughout the drawings, broken lines indicate stitching and form no part of the design.

(56) **References Cited**

**U.S. PATENT DOCUMENTS**

- D404,565 S \* 1/1999 Ichihara ..... D3/201
- D681,949 S \* 5/2013 Kershenstein ..... D3/249
- D715,545 S \* 10/2014 McDaniel ..... D3/247

**1 Claim, 6 Drawing Sheets**



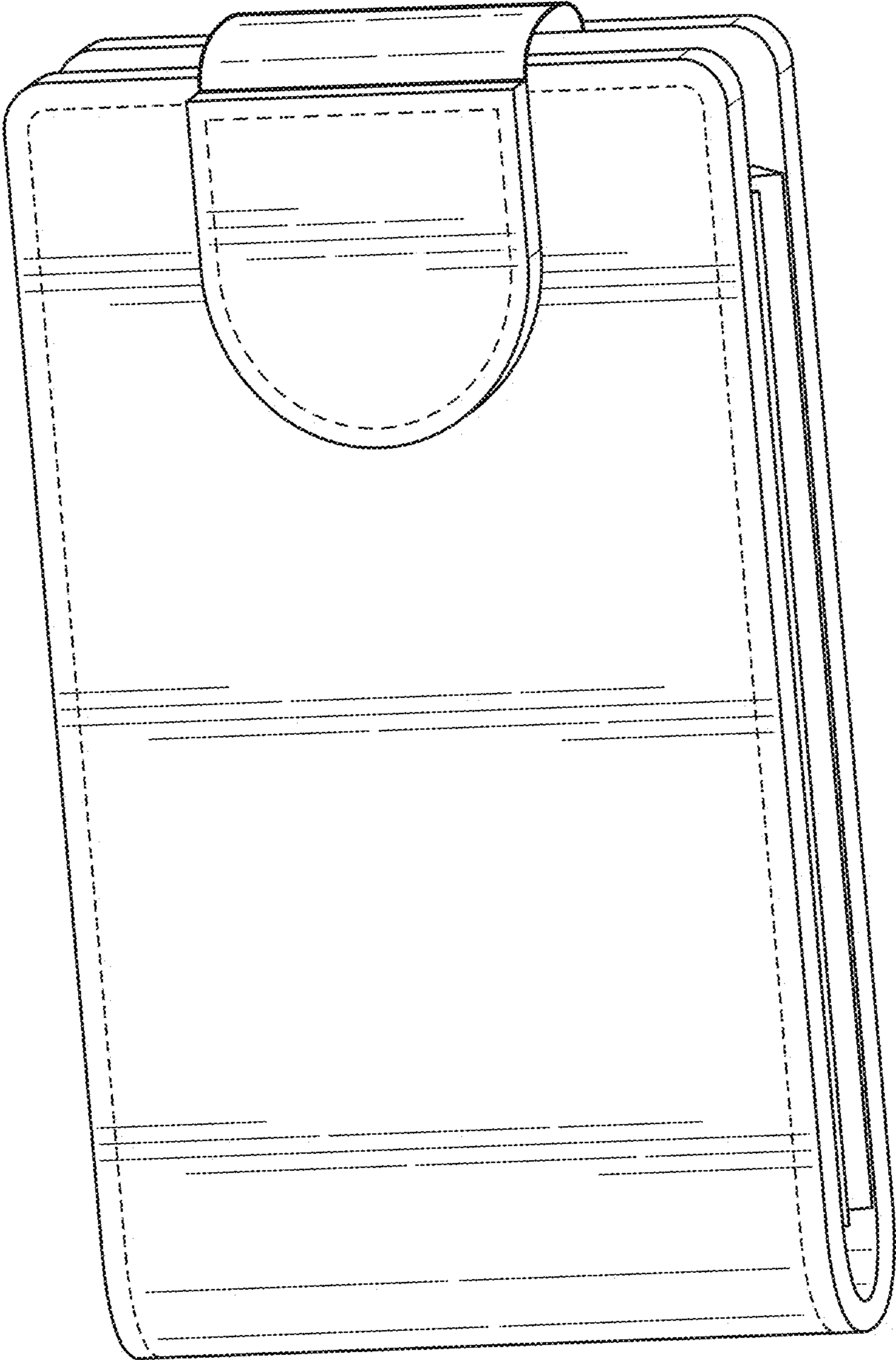


FIG. 1




FIG. 2




FIG. 3




FIG. 4




FIG. 5




FIG. 6




FIG. 7

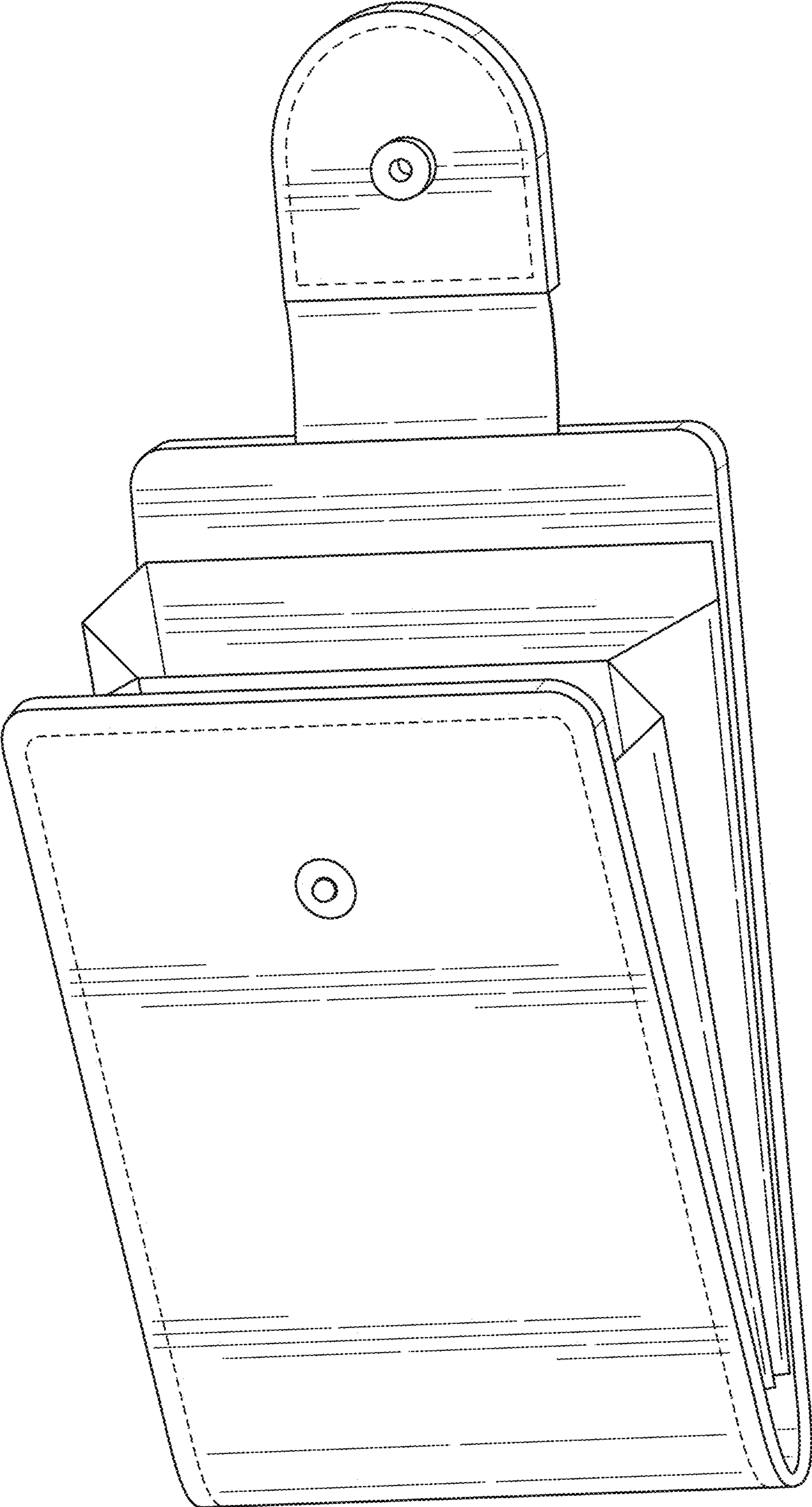


FIG. 8