



US00D892491S

(12) **United States Design Patent** (10) **Patent No.:** **US D892,491 S**
Feng (45) **Date of Patent:** **** Aug. 11, 2020**

(54) **BINDING DEVICE FOR ELECTRONICS**
(71) Applicant: **Guangzhou Landscape Communication Equipment Co., Ltd,**
Guangzhou (CN)
(72) Inventor: **Youqing Feng, Anqing (CN)**
(**) Term: **15 Years**
(21) Appl. No.: **29/719,196**
(22) Filed: **Jan. 2, 2020**
(51) **LOC (12) Cl.** **03-01**
(52) **U.S. Cl.**
USPC **D3/201; D14/250**
(58) **Field of Classification Search**
USPC D14/250–253, 432, 434, 440, 447;
D3/201, 318
CPC A45C 11/00; A45F 5/00; F16M 11/06
See application file for complete search history.

9,891,504 B2 * 2/2018 Fromm F16M 11/041
D829,722 S * 10/2018 Kim D14/447
D842,290 S * 3/2019 Robertson D14/250
D843,108 S * 3/2019 Munson D3/218
D858,507 S * 9/2019 Jang D14/251
D861,333 S * 10/2019 Feng D3/218
D861,334 S * 10/2019 Feng D3/218
D866,546 S * 11/2019 Stillwell D14/253
D871,755 S * 1/2020 Park D3/218
2013/0009032 A1 * 1/2013 Polletta F16M 11/041
248/440.1
2014/0259538 A1 * 9/2014 Bransfield A45F 5/02
24/3.13
2015/0249730 A1 * 9/2015 Larsen G03B 17/561
29/428
2015/0288406 A1 * 10/2015 Haymond H04B 1/3888
455/575.6
2016/0020809 A1 * 1/2016 Joslin H04B 1/3888
455/575.6
2016/0281919 A1 * 9/2016 Kofler B62J 11/00
2017/0120980 A1 * 5/2017 Karl B62J 11/00

* cited by examiner

Primary Examiner — Holly E Thurman
(74) *Attorney, Agent, or Firm* — HYIP

(56) **References Cited**
U.S. PATENT DOCUMENTS

D556,015 S 11/2007 Muchnik
D660,305 S * 5/2012 Ho D14/447
D671,932 S * 12/2012 Azoulay D14/250
D679,693 S * 4/2013 Rashid D14/250
D689,502 S 9/2013 Belitz et al.
D693,580 S * 11/2013 Baker D3/328
D711,731 S 8/2014 Sugiura
D716,044 S * 10/2014 Wilk D3/247
D717,538 S * 11/2014 Bransfield D3/218
D723,570 S * 3/2015 Sirichai D14/440
D724,596 S * 3/2015 Sirichai D14/440
D751,284 S * 3/2016 Kishimoto D3/218
D753,912 S * 4/2016 Spero A45C 13/20
D3/218
9,421,920 B2 * 8/2016 Jang A45F 5/00
D773,803 S * 12/2016 Larsen D14/253
D782,185 S * 3/2017 Lederer D14/252
D795,235 S * 8/2017 Haymond D14/250

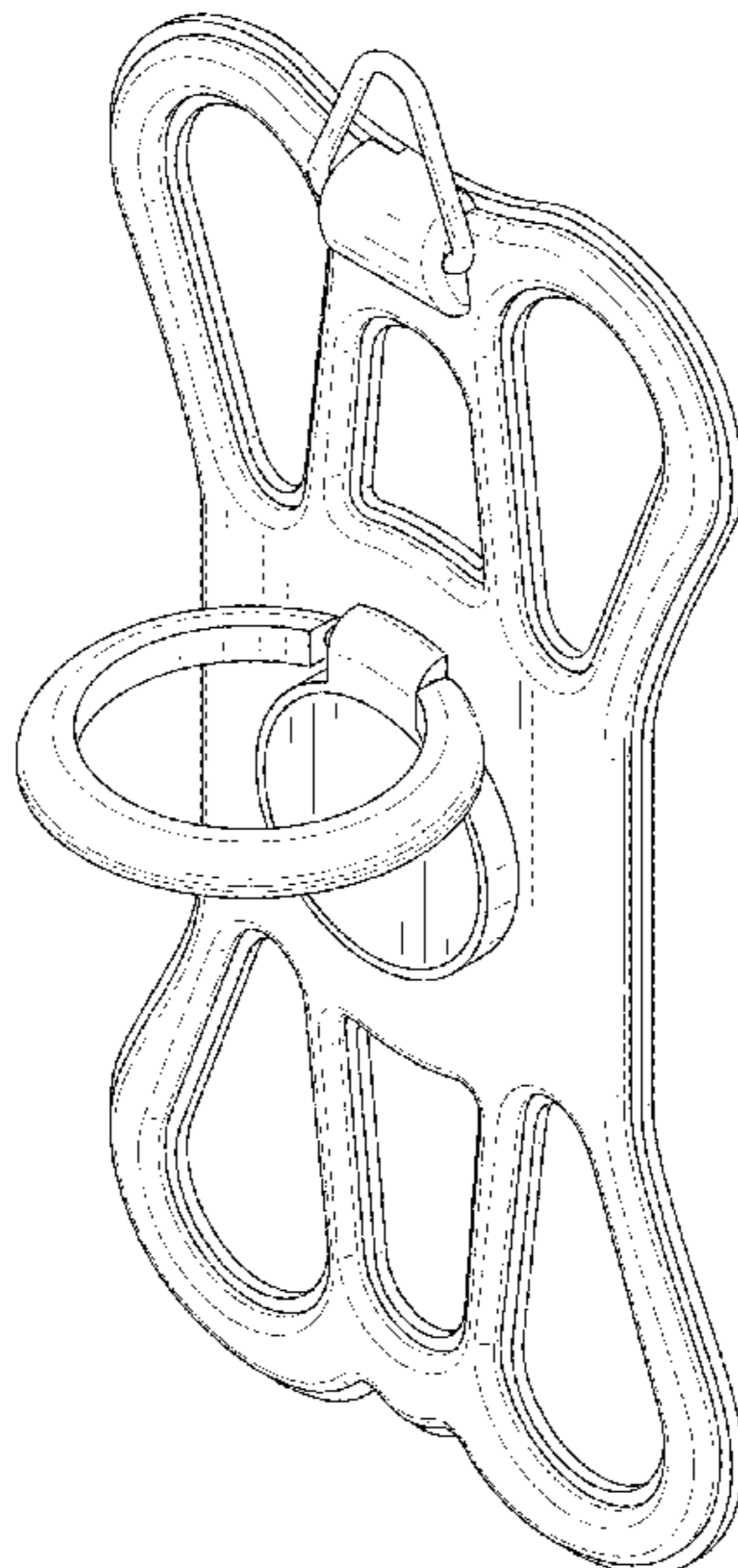
(57) **CLAIM**

The ornamental design for a binding device for electronics, as shown and described.

DESCRIPTION

FIG. 1 is a first perspective view of a binding device for electronics showing my new design;
FIG. 2 is a second perspective view thereof;
FIG. 3 is a front view thereof;
FIG. 4 is a back view thereof;
FIG. 5 is a left side view thereof;
FIG. 6 is a right side view thereof;
FIG. 7 is a top view thereof; and,
FIG. 8 is a bottom view thereof.

1 Claim, 8 Drawing Sheets



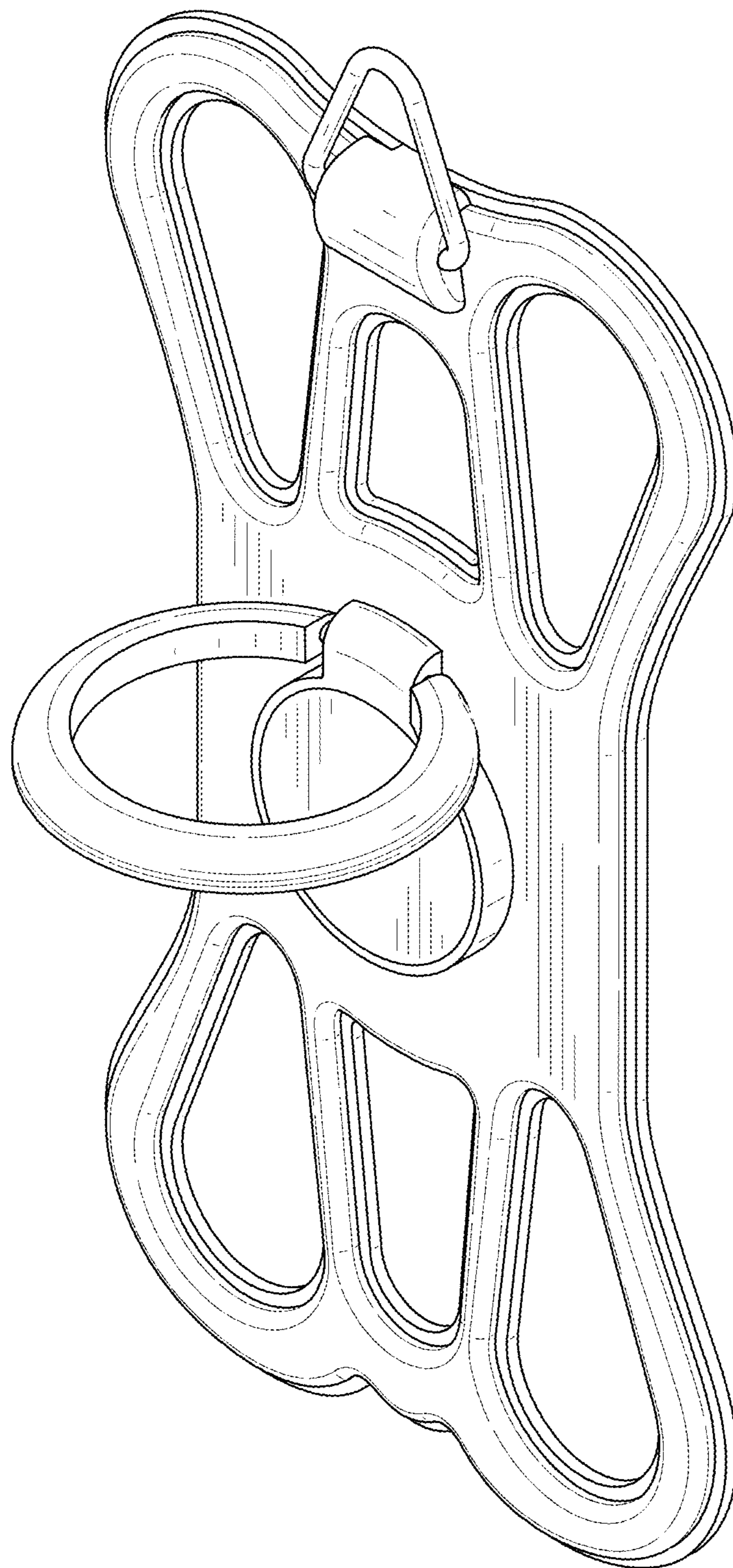


FIG. 1




FIG. 2

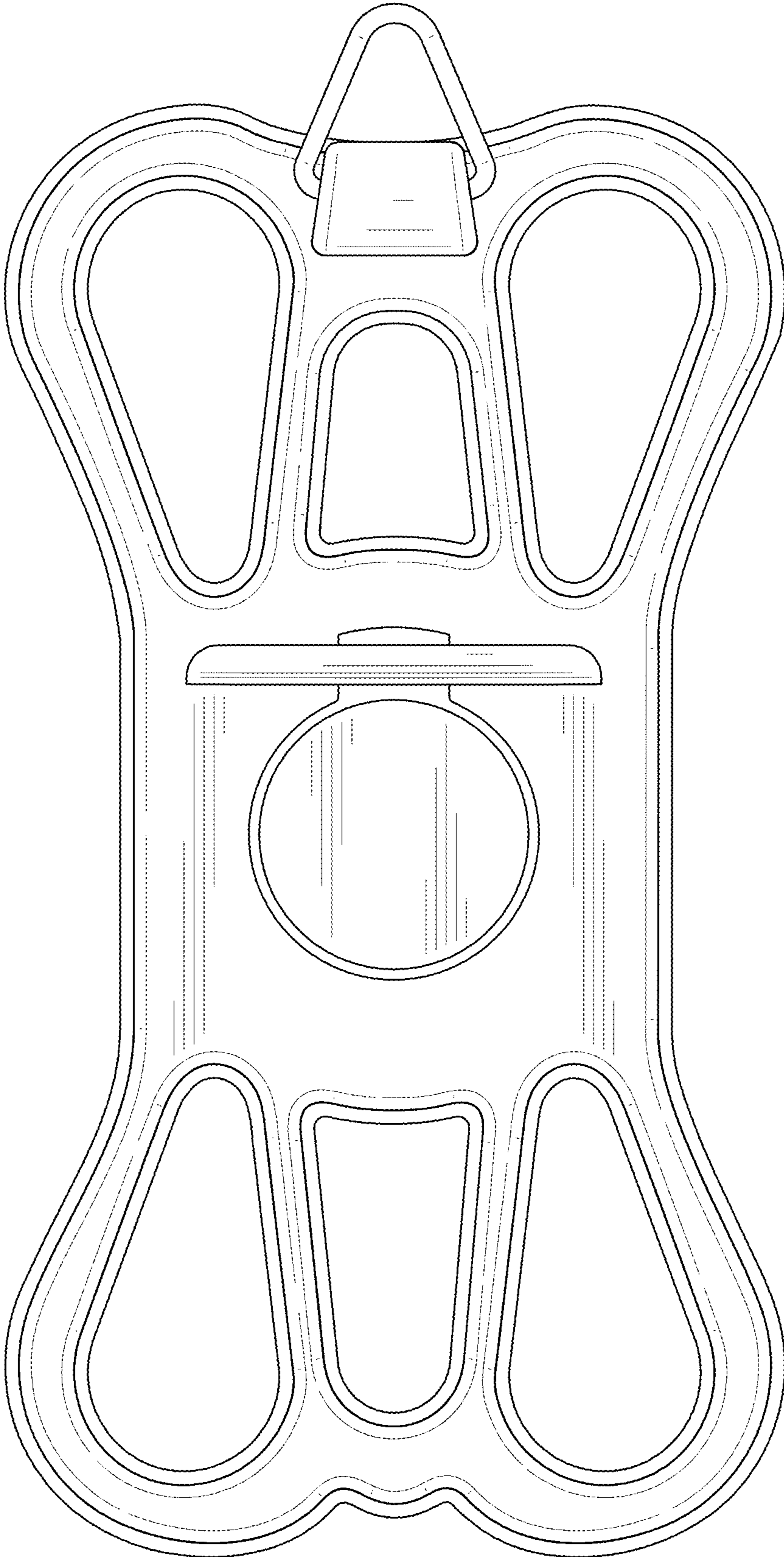


FIG. 3

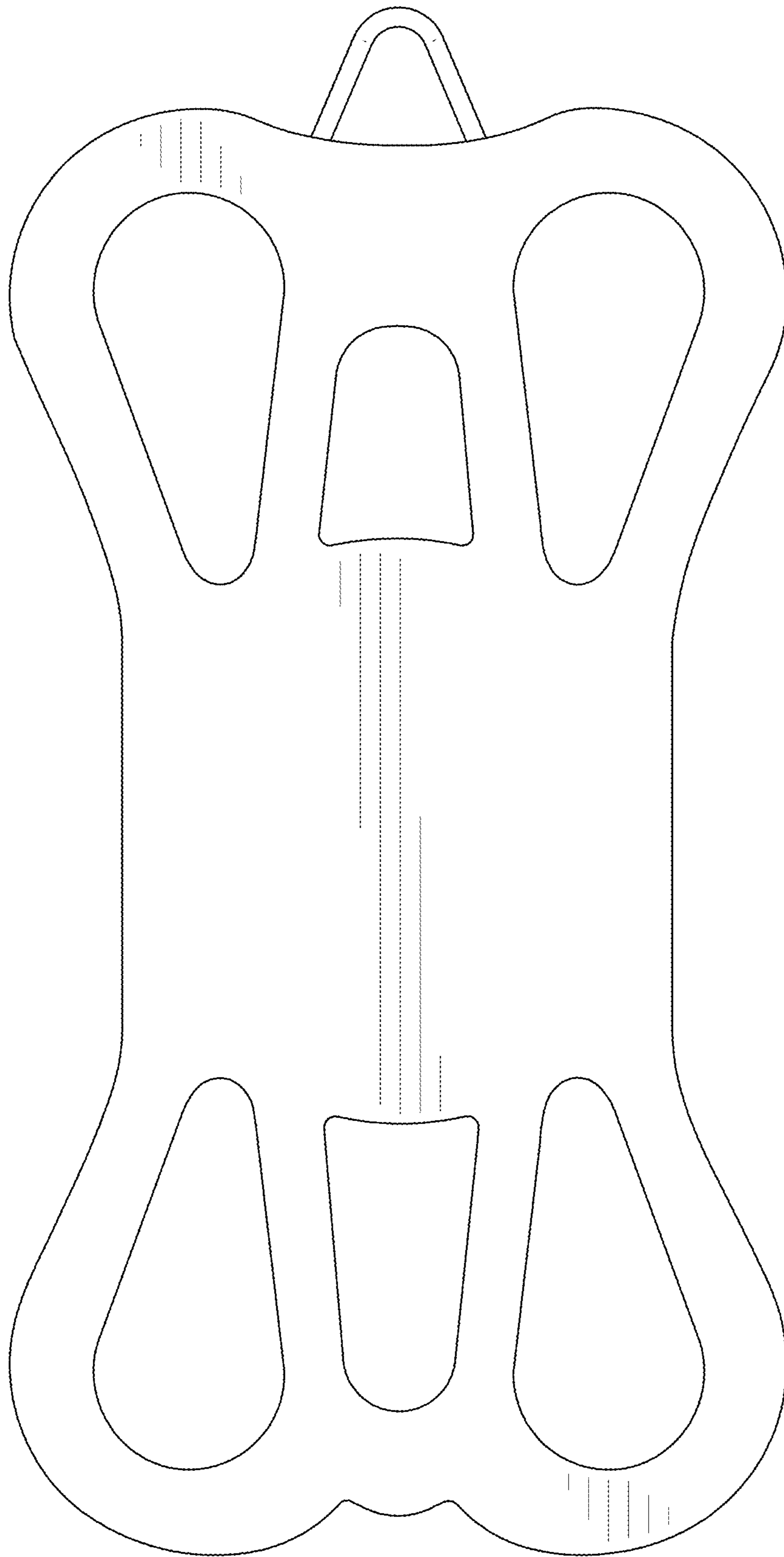


FIG. 4




FIG. 5

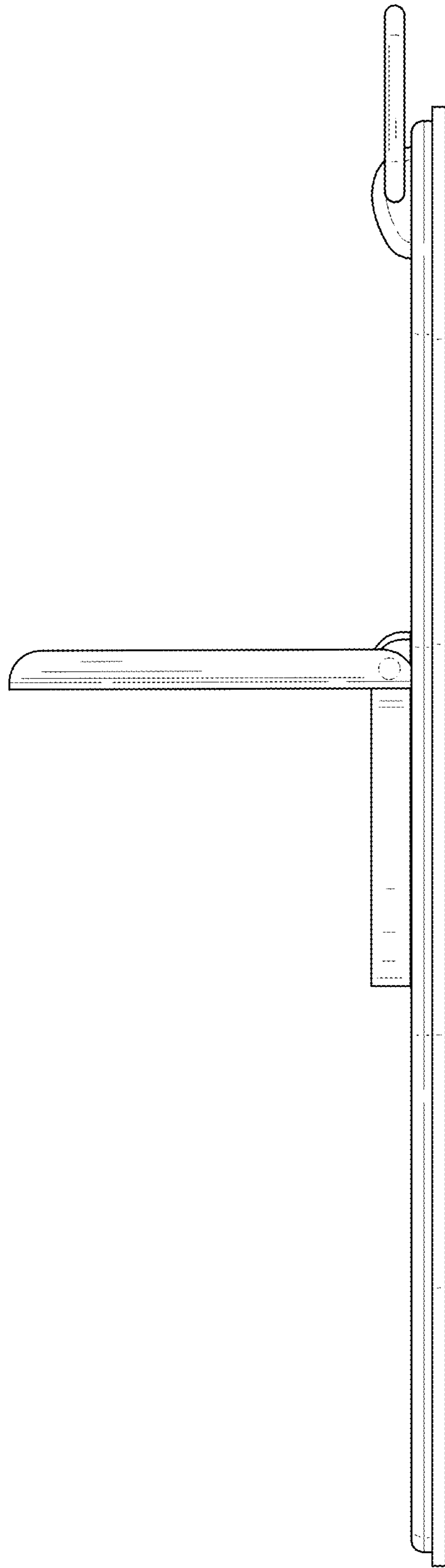


FIG. 6

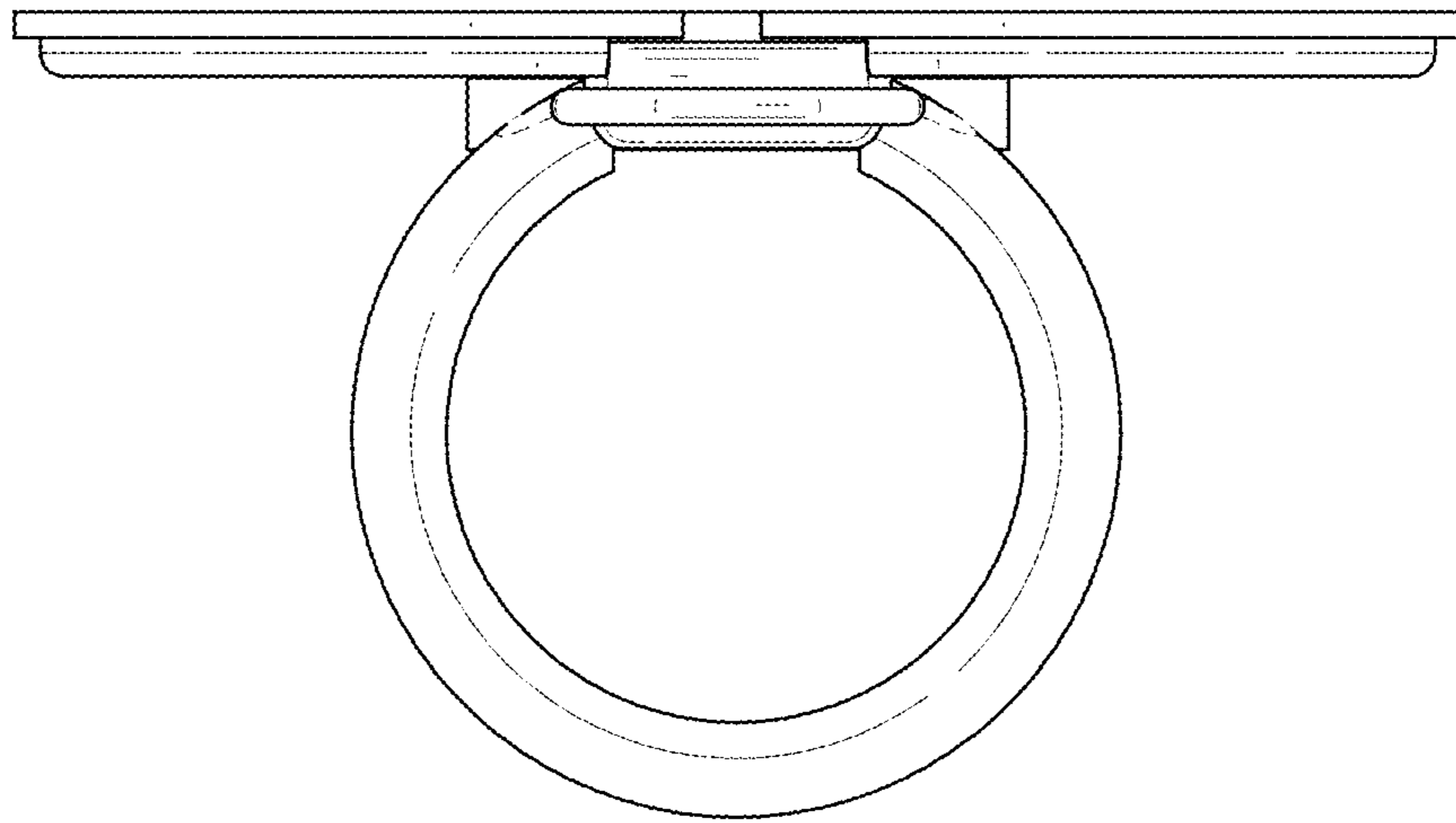


FIG. 7

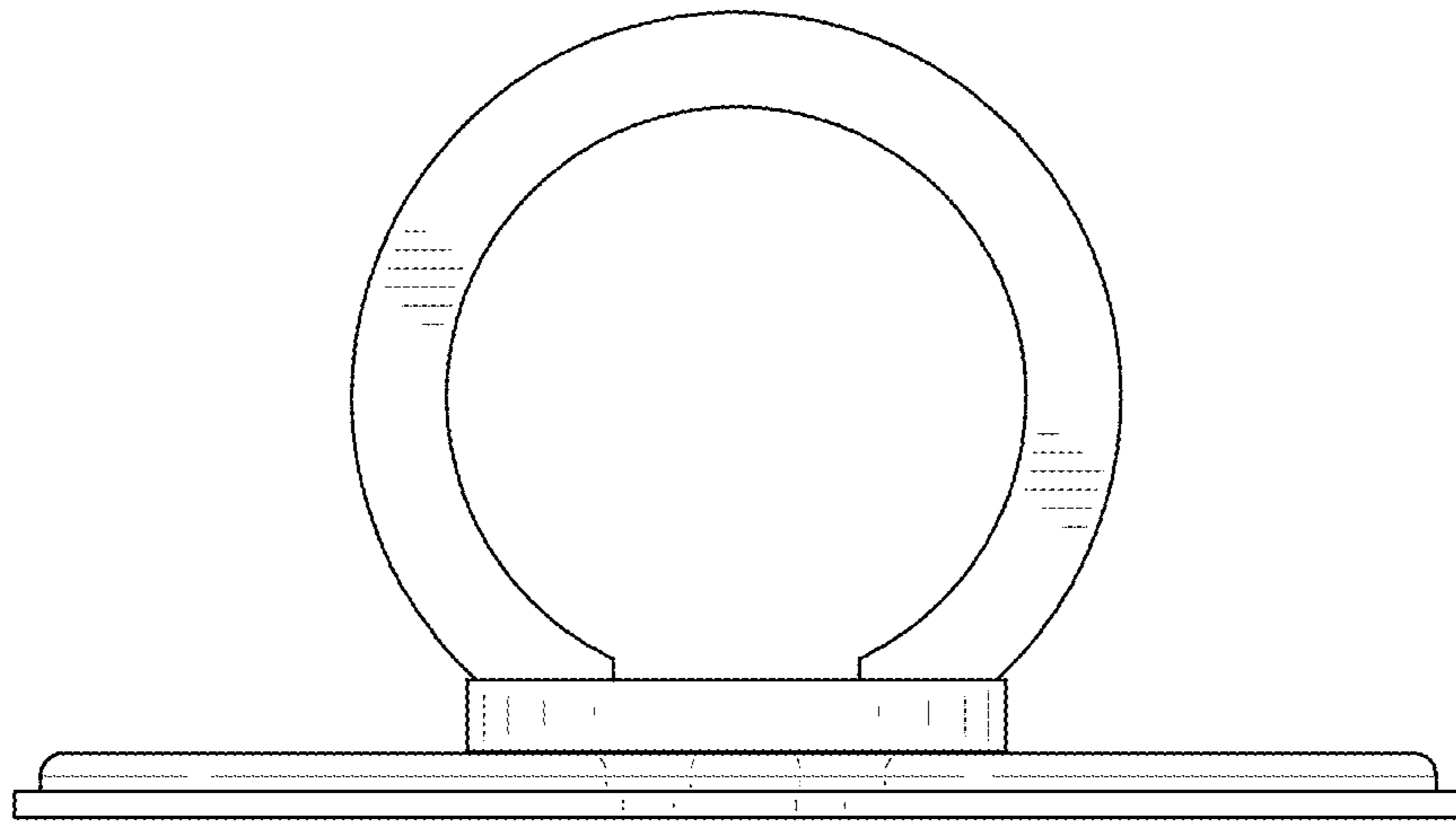


FIG. 8