



US00D892489S

(12) **United States Design Patent** (10) **Patent No.:** **US D892,489 S**
Ritter et al. (45) **Date of Patent:** **** Aug. 11, 2020**

(54) **WALKING CANE**

FOREIGN PATENT DOCUMENTS

(71) Applicant: **Medline Industries, Inc.**, Northfield, IL (US)

CN 201210910 3/2009
CN 201617272 11/2010

(Continued)

(72) Inventors: **Joseph Ritter**, Arlington Heights, IL (US); **Megan Gilligan**, Chicago, IL (US); **Gregory J. Foster**, Chicago, IL (US); **Robert W. Sheldon**, Winnetka, IL (US)

OTHER PUBLICATIONS

“Heavenly Handle™”, HurryWorks LLC product currently available at <https://www.hurrycane.com/collections/hurrycane/products/hurrycane-heavenly-handle>; presently believed to be publicly available at least as of Dec. 1, 2017.

(Continued)

(73) Assignee: **Medline Industries, Inc.**, Northfield, IL (US)

(**) Term: **15 Years**

Primary Examiner — Steven J Czyz

(21) Appl. No.: **29/707,395**

(74) *Attorney, Agent, or Firm* — Fitch, Even, Tabin & Flannery LLP

(22) Filed: **Sep. 27, 2019**

(57) **CLAIM**

The ornamental design for a walking cane, as shown and described.

Related U.S. Application Data

(63) Continuation of application No. 29/632,261, filed on Jan. 5, 2018, now Pat. No. Des. 861,320.

DESCRIPTION

(51) **LOC (12) Cl.** **03-03**

FIG. 1 is a front perspective view of our new design of a walking cane;

(52) **U.S. Cl.**

FIG. 2 is a rear perspective view thereof;

USPC **D3/7**

FIG. 3 is an enlarged top plan view thereof;

(58) **Field of Classification Search**

USPC D3/5, 6, 7, 8, 9, 10, 12

FIG. 4 is an enlarged bottom plan view thereof;

CPC A45B 9/00; A45B 9/02; A45B 9/04; A45B

FIG. 5 is a front elevation view thereof;

2009/005; A45B 2009/007; A45B

FIG. 6 is a right side elevation view thereof, the left side elevation view being a mirror image thereof;

2200/05

FIG. 7 is a rear elevation view thereof;

See application file for complete search history.

FIG. 8 is an enlarged view of the circled portion “8” in FIG. 1; and,

(56) **References Cited**

FIG. 9 is an enlarged view of the circled portion “9” in FIG. 2.

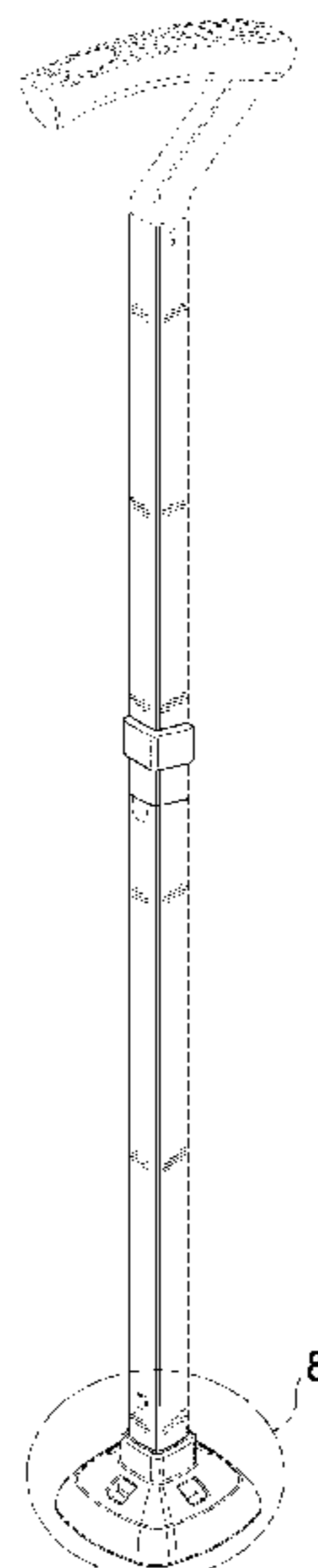
U.S. PATENT DOCUMENTS

D911,636 2/1909 Whitlock
911,636 A * 2/1909 Whitlock et al. A45B 25/143
135/22

The dash-dot lines forming a circle in FIGS. 1, 2, 8, and 9 form no part of the claimed design. The broken lines depict portions of the cane that form no part of the claimed design.

(Continued)

1 Claim, 4 Drawing Sheets



(56)

References Cited

U.S. PATENT DOCUMENTS

1,396,372 A * 11/1921 Kutwicz A45B 9/00
135/65
2,409,452 A * 10/1946 Stone A45B 9/00
403/99
3,516,697 A * 6/1970 Hahn F16B 7/182
403/118
3,669,133 A * 6/1972 Hyman A45B 9/00
135/74
4,437,480 A * 3/1984 Husa A61H 3/02
135/74
4,527,579 A * 7/1985 Knotter A45B 9/00
135/74
4,616,668 A * 10/1986 Battiston A45B 9/00
135/75
4,834,127 A * 5/1989 Van Sice A45B 9/02
135/72
5,139,283 A * 8/1992 Dow A63C 11/221
135/72
5,771,910 A * 6/1998 Kluttz A61H 3/02
135/68
5,788,608 A * 8/1998 Wilkinson A63B 21/0724
482/51
D408,126 S * 4/1999 Hunnicutt, Jr. D3/7
6,131,593 A * 10/2000 Greene A45B 9/04
135/77
D441,950 S * 5/2001 Suen D3/7
6,341,614 B1 * 1/2002 Tucker A45B 3/00
135/66
7,003,849 B2 * 2/2006 Cohen A63C 11/221
16/232
D552,245 S * 10/2007 Davis D24/188
D552,340 S * 10/2007 Graves D3/7
D555,350 S * 11/2007 Graves D3/7
7,434,592 B2 * 10/2008 Larson A61H 3/02
135/72
7,841,353 B2 * 11/2010 Lee A45B 9/00
135/74
D663,942 S * 7/2012 Martin D3/7
D693,565 S * 11/2013 Chan D3/7
D697,300 S * 1/2014 Alsaffar D3/7
D722,762 S * 2/2015 Kroeker D3/12
8,985,130 B2 * 3/2015 Howarth A45B 9/00
135/114
9,386,830 B2 * 7/2016 Crowhurst A45B 9/00
9,456,671 B2 * 10/2016 Crowhurst A45B 9/04

9,596,912 B2 * 3/2017 Sacks A45B 1/04
D783,267 S * 4/2017 Birnbaum D3/12
9,609,925 B2 * 4/2017 Lenhart A45B 9/00
9,655,418 B2 * 5/2017 Chien A45C 9/00
D789,073 S * 6/2017 Wu D3/9
D821,085 S * 6/2018 Ritter D3/8
10,137,051 B2 * 11/2018 Ritter A61H 3/0288
D860,627 S * 9/2019 Ritter D3/7
D861,320 S * 10/2019 Ritter D3/7
2015/0374082 A1 * 12/2015 Austin A45B 9/04
135/77
2016/0262506 A1 * 9/2016 Sacks A45B 1/04
2017/0277021 A1 * 9/2017 Sultan G03B 17/561
2019/0208874 A1 * 7/2019 Ritter A45B 9/00

FOREIGN PATENT DOCUMENTS

CN	201657882	12/2010
CN	204467178	7/2015
GB	2319724	6/1998
JP	2006081632	3/2006
JP	2010124920	6/2010
KR	20140102917 A	8/2014
KR	1020140102917	8/2014
WO	2016061364	4/2016

OTHER PUBLICATIONS

“HurryCane® Freedom Edition™”, HurryWorks LLC product currently available at <https://www.hurrycane.com/collections/hurrycane/products/hurrycane-freedom-edition>; presently believed to be publicly available at least as of Dec. 1, 2017.

“HurryCane® Go™”, HurryWorks LLC product currently available at <https://www.hurrycane.com/collections/hurrycane/products/hurrycane-go>; presently believed to be publicly available at least as of Dec. 1, 2017.

“HurryCane® HurryBright™”, HurryWorks LLC product currently available at <https://www.hurrycane.com/collections/hurrycane/products/hurrycane-hurrybright>; presently believed to be publicly available at least as of Dec. 1, 2017.

Image of Commercial Cane, HurryWorks LLC product currently available at <https://www.hurrycane.com/pages/hurrycane-how-it-works>; presently believed to be publicly available at least as of Jan. 15, 2018.

* cited by examiner

FIG. 1

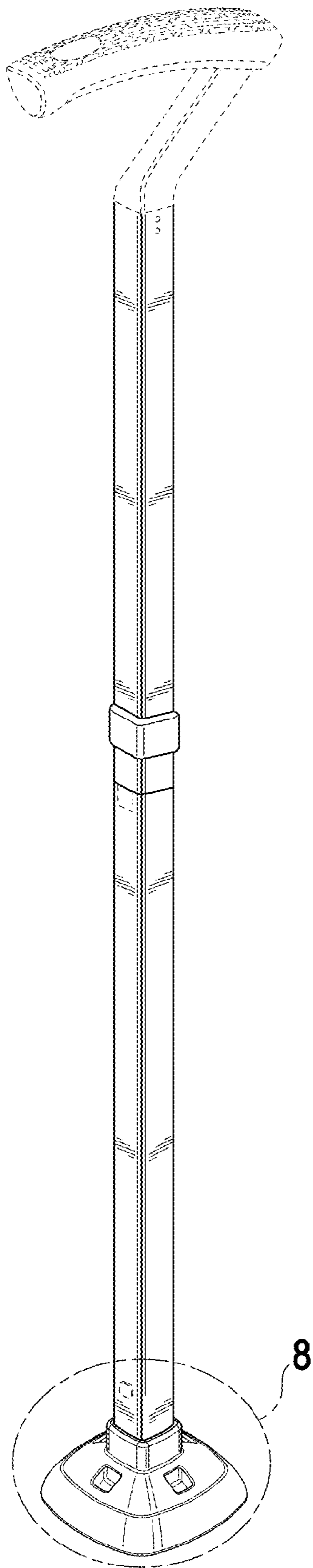


FIG. 2

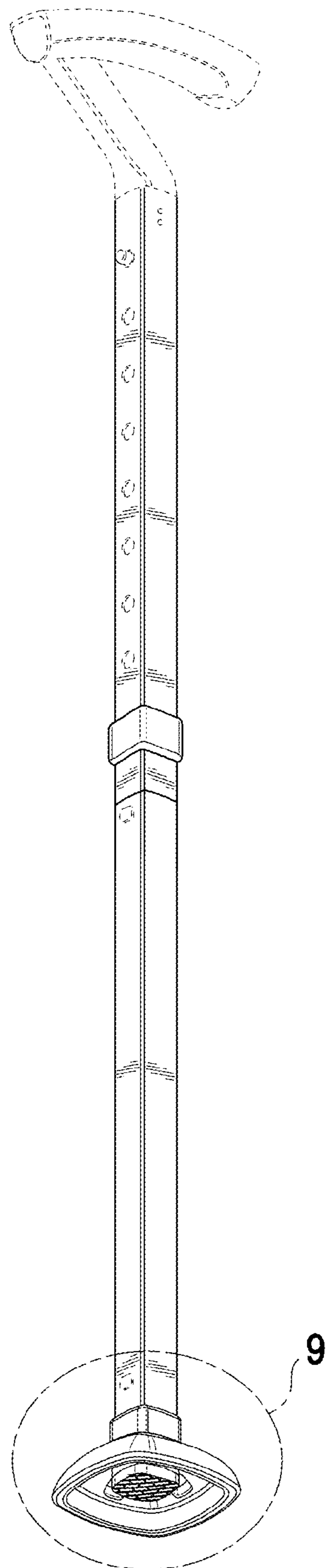


FIG. 3

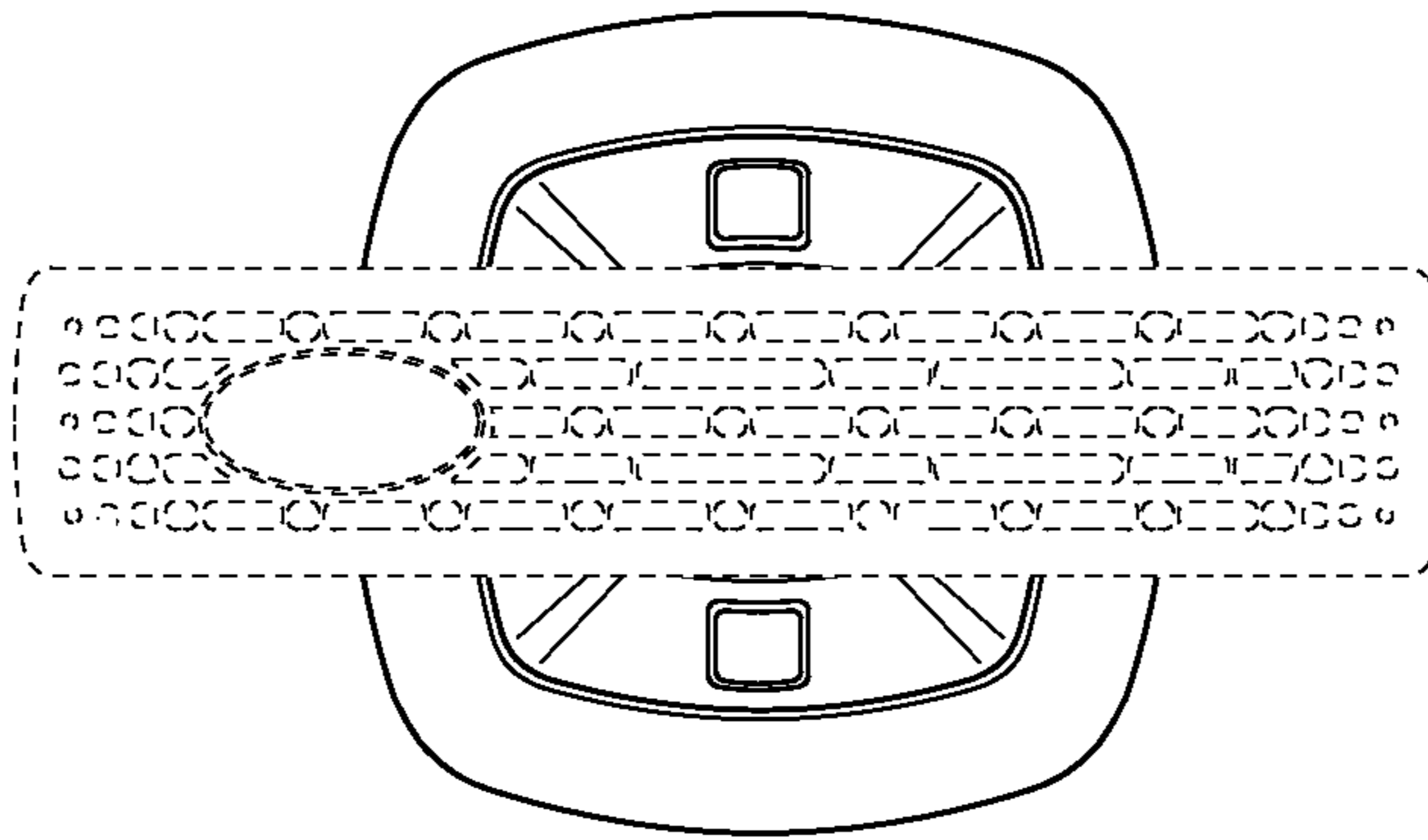


FIG. 4

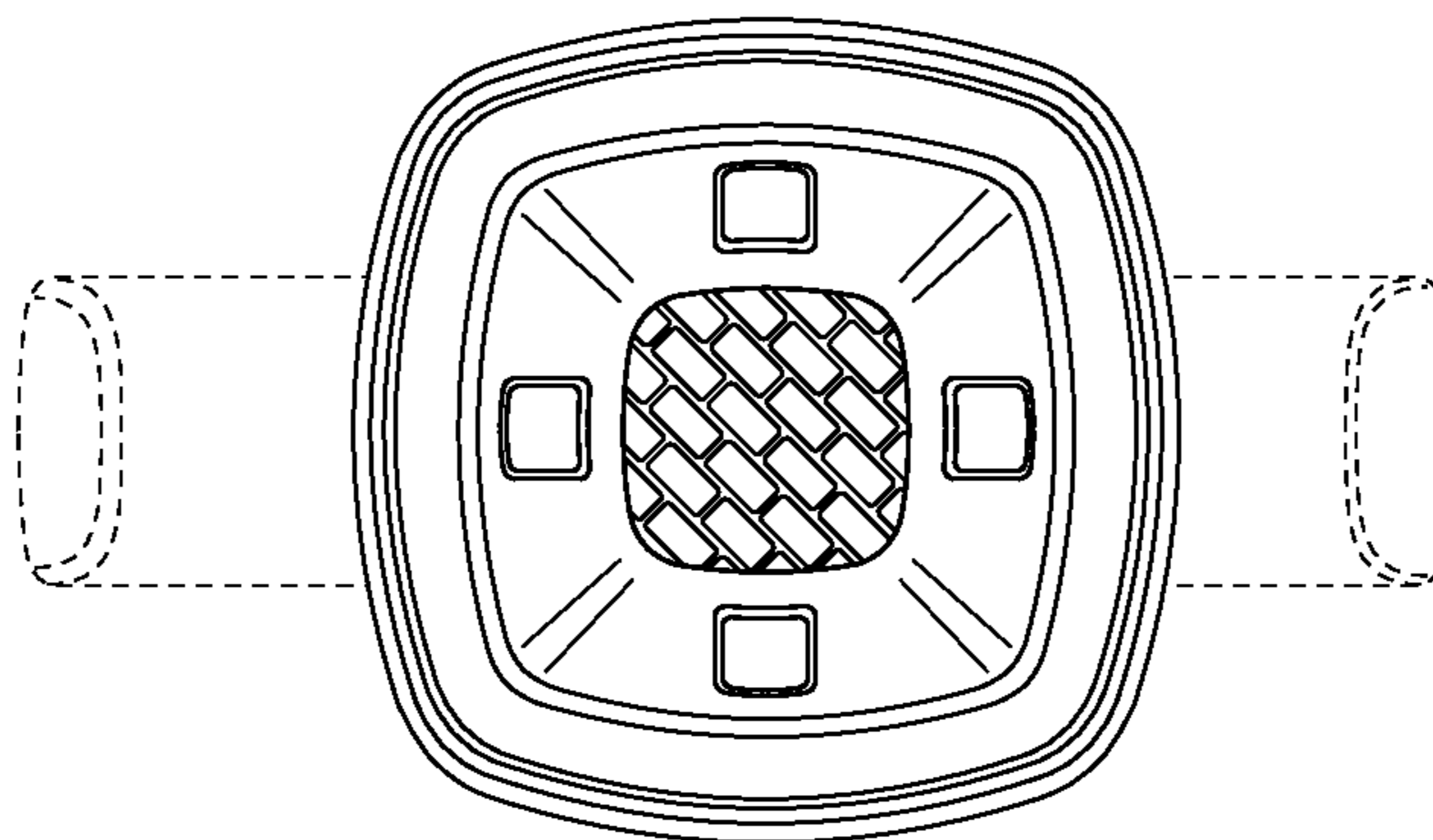


FIG. 5

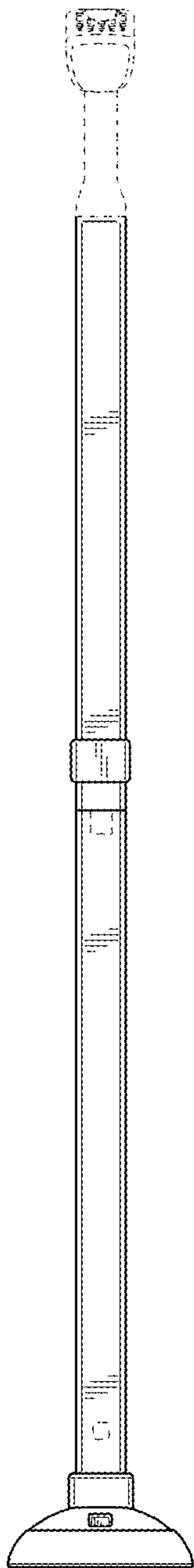


FIG. 6

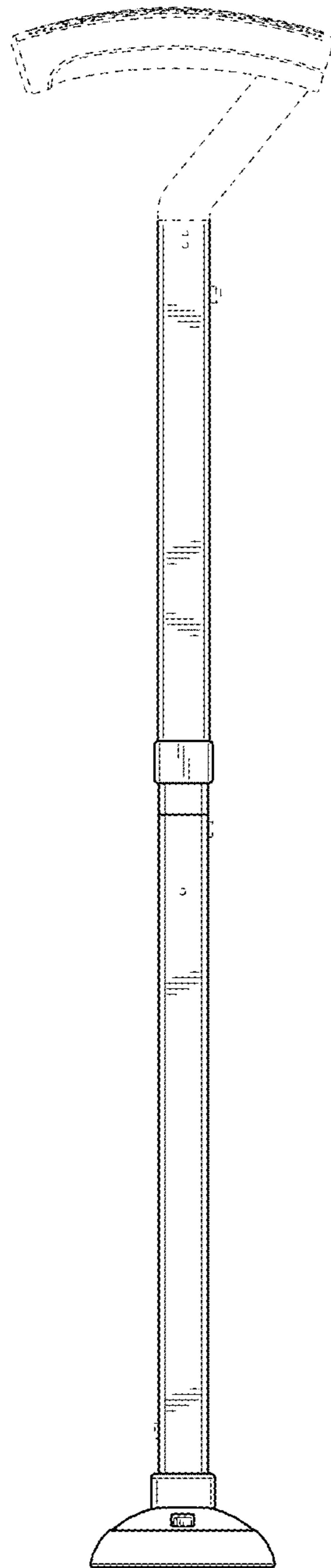


FIG. 7

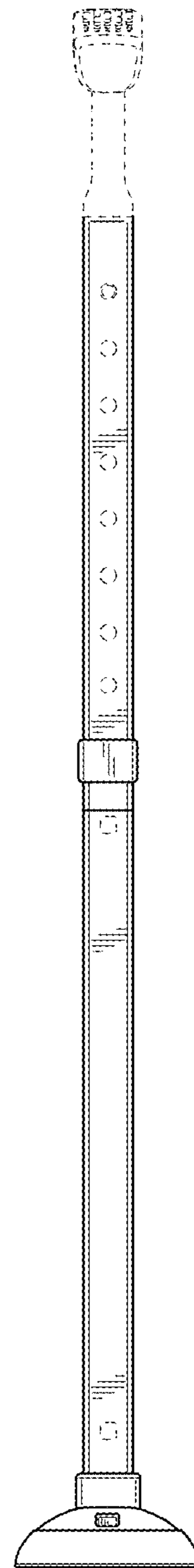


FIG. 8

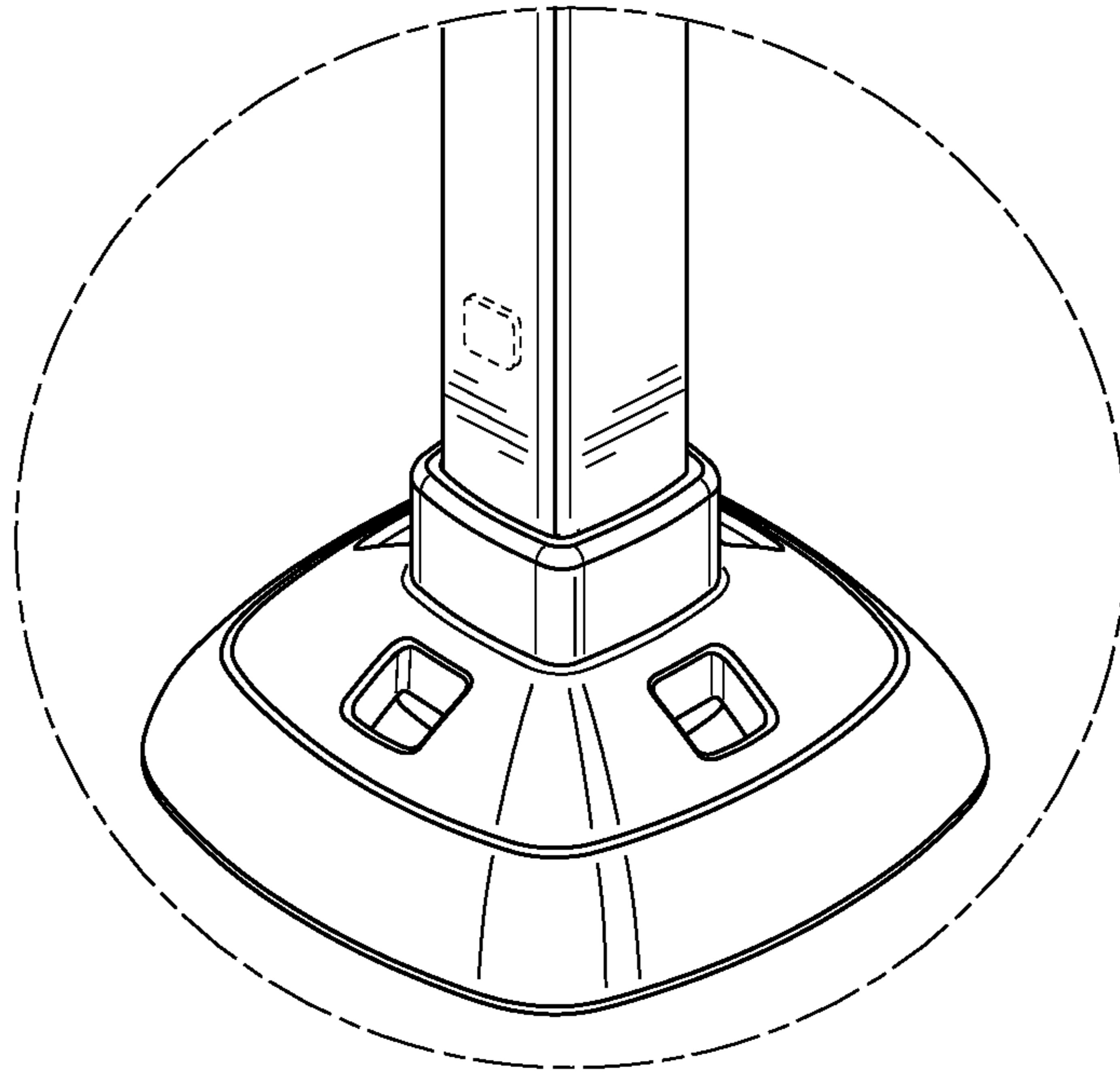


FIG. 9

