

US00D892488S

(12) **United States Design Patent**
Benjamin

(10) **Patent No.:** **US D892,488 S**

(45) **Date of Patent:** **** Aug. 11, 2020**

(54) **WALKING CANE**

(71) Applicant: **John Benjamin**, New York, NY (US)

(72) Inventor: **John Benjamin**, New York, NY (US)

(**) Term: **15 Years**

(21) Appl. No.: **29/691,455**

(22) Filed: **May 16, 2019**

(51) **LOC (12) Cl.** **03-03**

(52) **U.S. Cl.**
USPC **D3/7**

(58) **Field of Classification Search**
USPC D3/5, 6, 7, 8, 10, 17; D2/896, 897, 900,
D2/902, 907, 909, 910

CPC A45B 9/00; A45B 2009/002; A45B 9/04;
A45B 3/00; A61H 3/02; A61H 3/0288

See application file for complete search history.

(56) **References Cited**

U.S. PATENT DOCUMENTS

D285,715 S *	9/1986	Brantingham	D21/422
D290,542 S *	6/1987	O'Rourke	D2/897
D344,846 S *	3/1994	Brown	D2/897
D352,163 S *	11/1994	Minkin	D2/900
D356,884 S *	4/1995	Ho	D2/902
D357,346 S *	4/1995	Ho	D2/902
D369,736 S *	5/1996	Kuran	D2/900
D378,551 S *	3/1997	Shelnutt	D2/902
D422,401 S *	4/2000	Moll	D2/909
D512,558 S *	12/2005	Martinez	D3/7
D516,799 S *	3/2006	Gordon	D3/6
D563,631 S *	3/2008	Dolce	D2/896
D563,632 S *	3/2008	Dolce	D2/896
D565,459 S *	4/2008	Fears	D11/164
D568,031 S *	5/2008	Dolce	D2/896

D574,581 S *	8/2008	Cooper	D2/902
D581,638 S *	12/2008	Lee	D2/897
D588,787 S *	3/2009	Dolce	D2/896
D588,794 S *	3/2009	Koshiishi	D12/130
7,686,025 B1 *	3/2010	Dowling	A45B 9/04 135/66
D613,041 S *	4/2010	Thompson	D2/902
D652,616 S *	1/2012	Browne, Jr.	D3/10
D653,024 S *	1/2012	LaRusso	D2/897
D655,484 S *	3/2012	Ebron	D2/897
D702,423 S *	4/2014	Della Valle	D2/902
D759,948 S *	6/2016	Sassi	D2/902
D773,156 S *	12/2016	Slimane	D2/907
D791,468 S *	7/2017	Benjamin	D3/7
D795,539 S *	8/2017	Mason	D2/902
D812,367 S *	3/2018	Cummins	D3/10
D814,171 S *	4/2018	Benjamin	D3/7
D824,644 S *	8/2018	Ly	D2/896
D858,946 S *	9/2019	Eugene	D2/896
2009/0056778 A1 *	3/2009	Dean	A45B 9/04 135/77

* cited by examiner

Primary Examiner — Steven J Czyz

(74) *Attorney, Agent, or Firm* — Gulf Coast Intellectual Property Group

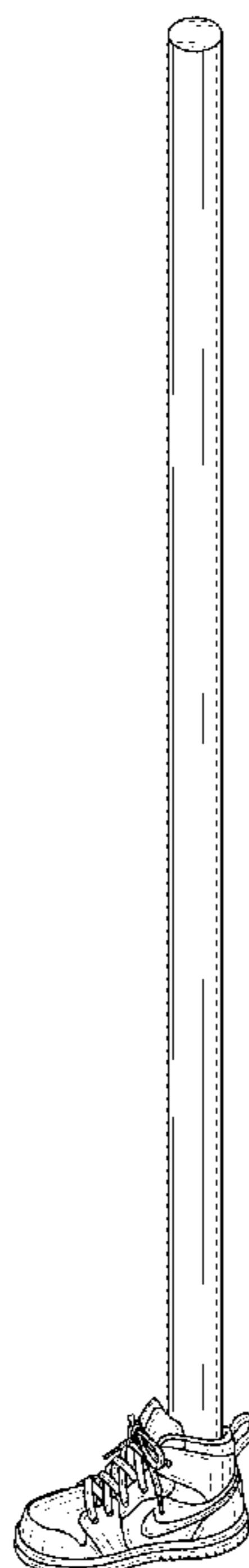
(57) **CLAIM**

The ornamental design for a walking cane, as shown and described.

DESCRIPTION

FIG. 1 is a side perspective view of a walking cane; and FIG. 2 is a front plan view thereof; and FIG. 3 is rear plan view thereof; and FIG. 4 is a left side view thereof; and, FIG. 5 is a right side view thereof.

1 Claim, 2 Drawing Sheets



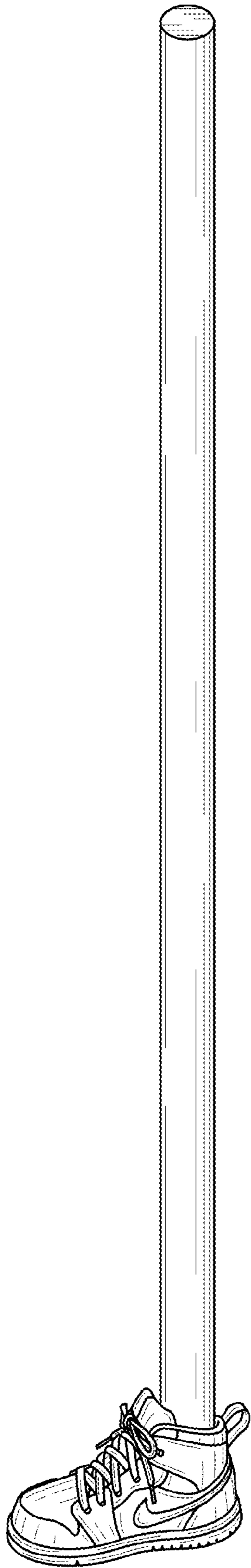


FIG. 1

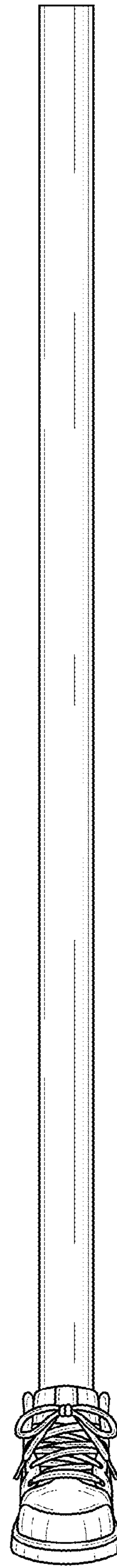


FIG. 2

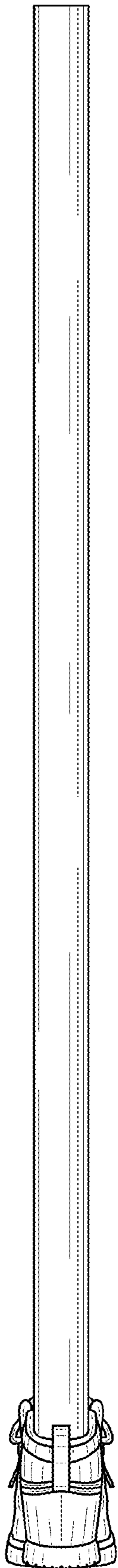


FIG. 3

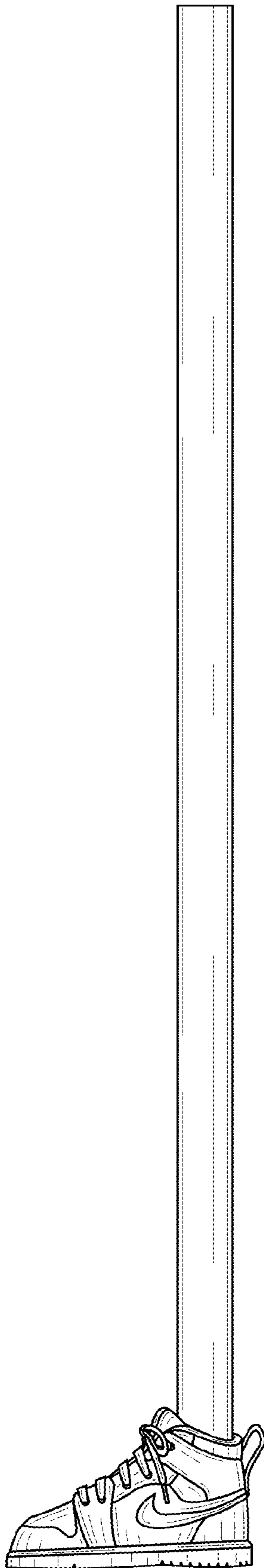


FIG. 4

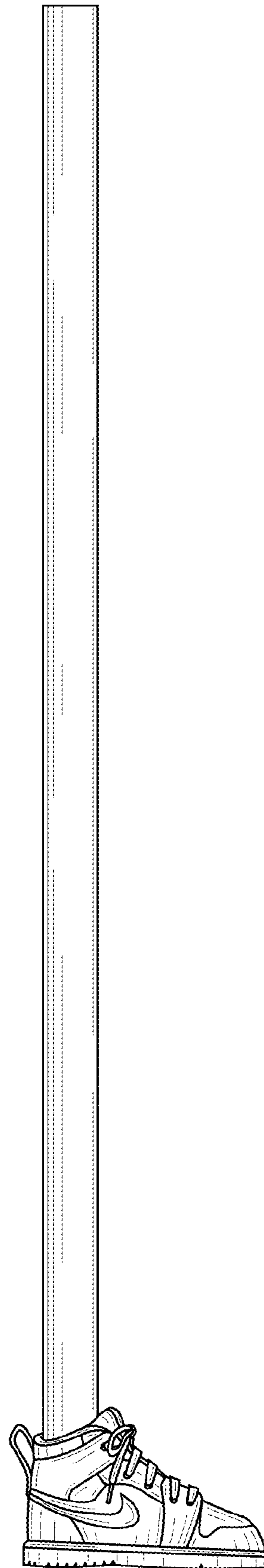


FIG. 5