



US00D892481S

(12) **United States Design Patent**
Fontaine

(10) **Patent No.:** **US D892,481 S**

(45) **Date of Patent:** **** Aug. 11, 2020**

(54) **SHOE SOLE**

(71) Applicant: **Cole Haan LLC**, New York, NY (US)

(72) Inventor: **Jonathan Fontaine**, Greenland, NH (US)

(73) Assignee: **COLE HAAN LLC**, New York, NY (US)

(**) Term: **15 Years**

(21) Appl. No.: **29/650,045**

(22) Filed: **Jun. 4, 2018**

(51) **LOC (12) Cl.** **02-04**

(52) **U.S. Cl.**

USPC **D2/953**; D2/947; D2/951; D2/957

(58) **Field of Classification Search**

USPC D2/902, 906, 908, 916, 918, 925,
D2/946-962, 977; 36/3 B, 22 R, 24.5,
36/25 R, 28, 32 R, 34 R, 59 C, 67 A, 103
CPC A43B 13/00; A43B 13/02; A43B 13/023;
A43B 13/026; A43B 13/04; A43B 13/08;
A43B 13/10; A43B 13/12; A43B 13/14;
A43B 13/141; A43B 13/143; A43B
13/16; A43B 13/18; A43B 13/181; A43B
13/187; A43B 13/189; A43B 13/20; A43B
13/22; A43B 13/223; A43B 13/24; A43B
13/28; A43B 13/30; A43B 13/32; A43B
13/34; A43B 13/36

See application file for complete search history.

(56) **References Cited**

U.S. PATENT DOCUMENTS

D113,620 S * 3/1939 Cairns D2/955
D201,864 S * 8/1965 Smith D2/953
D326,179 S * 5/1992 Walker D2/954
6,195,918 B1 * 3/2001 Kelley A43B 1/0027
36/107
D513,838 S * 1/2006 Birkenstock D2/916

D520,720 S * 5/2006 Hobson D2/946
D594,191 S * 6/2009 Banik D2/951
D595,938 S * 7/2009 Fuchs D2/907
D616,640 S * 6/2010 Werman D2/951
D618,920 S * 7/2010 Wiwi D5/58
D619,346 S * 7/2010 Moon D2/951
D630,441 S * 1/2011 Wiwi D5/59
D634,129 S * 3/2011 Gerlach D5/57
D636,159 S * 4/2011 Petrie B22F 3/1055
D2/951
D640,064 S * 6/2011 Horn A44B 18/0011
D5/59
D640,451 S * 6/2011 Chang D2/917
D676,224 S * 2/2013 Marshall A43B 1/14
D2/951
D702,028 S * 4/2014 Truelsen A43B 1/0027
D2/951
D734,930 S * 7/2015 Bikowski D2/951

(Continued)

Primary Examiner — T Chase Nelson

(74) *Attorney, Agent, or Firm* — Thompson Coburn LLP

(57) **CLAIM**

The ornamental design for a shoe sole, as shown and described.

DESCRIPTION

FIG. 1 is a first perspective view of a shoe sole showing our new design;
FIG. 2 is a second perspective view thereof;
FIG. 3 is a front view thereof;
FIG. 4 is a rear view thereof;
FIG. 5 is a left side view thereof;
FIG. 6 is a right side view thereof;
FIG. 7 is a top view thereof; and,
FIG. 8 is a bottom view thereof.

The broken lines immediately adjacent the shaded areas represent the bounds of the claimed design while all other broken lines are directed to environment; the broken lines form no part of the claimed design.

1 Claim, 8 Drawing Sheets



(56)

References Cited

U.S. PATENT DOCUMENTS

D765,373 S * 9/2016 Swierszczk D2/951
 D802,899 S * 11/2017 Bischoff D2/957
 D806,372 S * 1/2018 Boudreau D2/957
 D807,001 S * 1/2018 Greenhalgh D2/957
 D808,137 S * 1/2018 Shyllon D2/953
 D814,156 S * 4/2018 Mial D2/957
 D821,717 S * 7/2018 Howe D2/957
 D845,600 S * 4/2019 Evans D2/959
 D852,486 S * 7/2019 Coimbra D2/961
 D853,702 S * 7/2019 Mokos D2/953
 D854,292 S * 7/2019 Mokos D2/953
 D854,293 S * 7/2019 Mokos D2/953
 D854,797 S * 7/2019 Mokos D2/953
 D858,967 S * 9/2019 Mial D2/957
 D862,857 S * 10/2019 Boudreau D2/957
 D864,536 S * 10/2019 Mokos D2/953
 D864,537 S * 10/2019 Mokos D2/953
 D864,538 S * 10/2019 Mokos D2/953
 10,441,026 B2 * 10/2019 Luedecke B44C 3/12
 D865,338 S * 11/2019 Verfl D2/908

D866,932 S * 11/2019 Verfl D2/907
 D876,065 S * 2/2020 Matthews D2/957
 D876,070 S * 2/2020 Fromholtz D2/961
 10,561,199 B2 * 2/2020 Hillyer A43B 13/188
 D876,782 S * 3/2020 Fontaine D2/960
 D879,437 S * 3/2020 Brosseau D2/959
 D879,438 S * 3/2020 Brosseau D2/959
 2007/0011912 A1 * 1/2007 Clark A43B 1/14
 36/50.1
 2010/0293811 A1 * 11/2010 Truelsen A43B 5/06
 36/28
 2015/0223560 A1 * 8/2015 Wawrousek A43B 3/0036
 36/25 R
 2016/0051009 A1 * 2/2016 Kormann B22F 3/1055
 36/103
 2019/0208858 A1 * 7/2019 Mokos A43B 7/1445
 2019/0208859 A1 * 7/2019 Mokos A43B 13/141
 2019/0320759 A1 * 10/2019 Conrad A43B 13/186
 2019/0365048 A1 * 12/2019 Fontaine A43B 23/042
 2020/0037702 A1 * 2/2020 Hartenstein A43B 13/16
 2020/0093223 A1 * 3/2020 Iuchi A43B 13/04

* cited by examiner

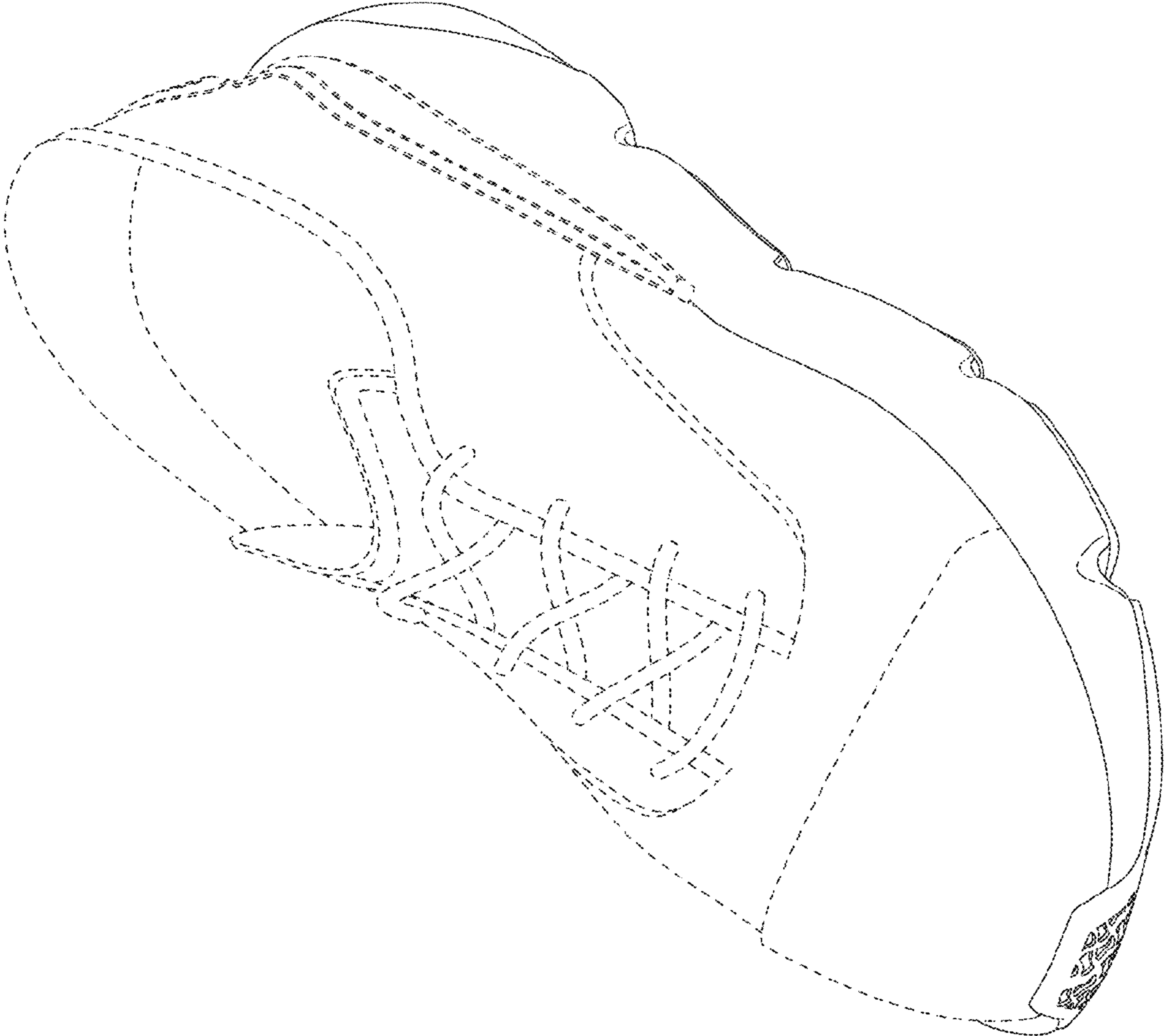


FIG. 1

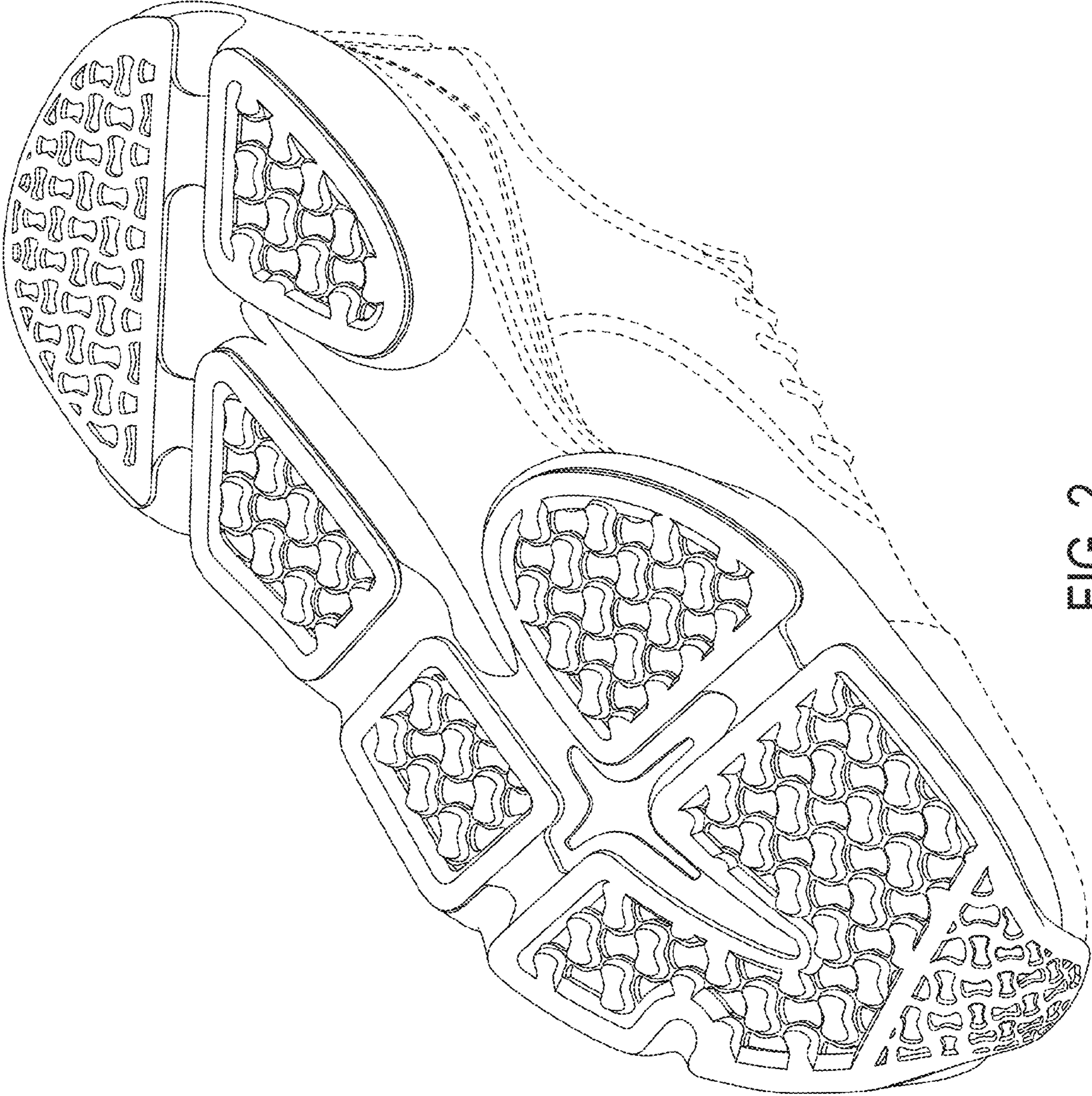


FIG. 2

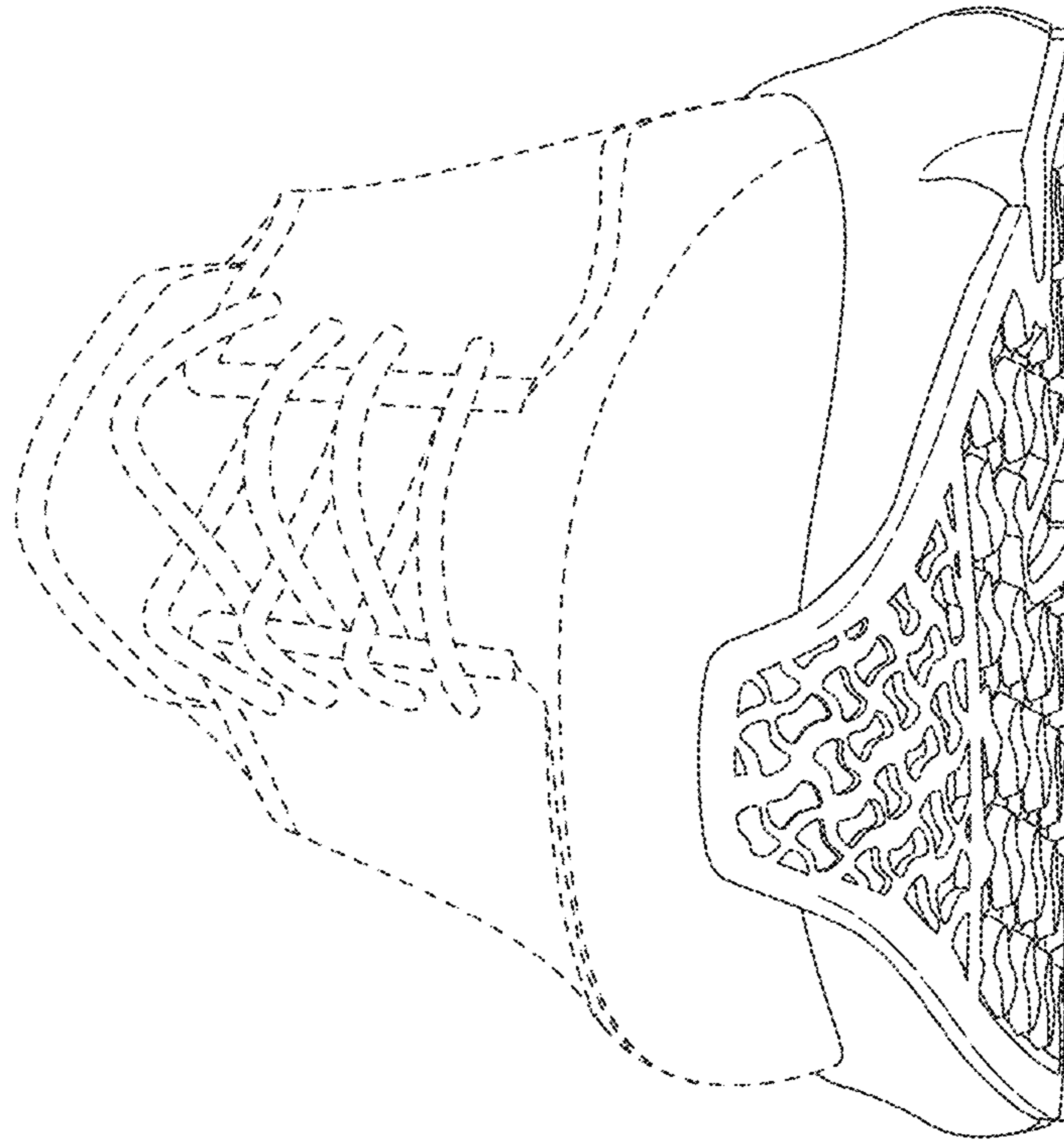


FIG. 3

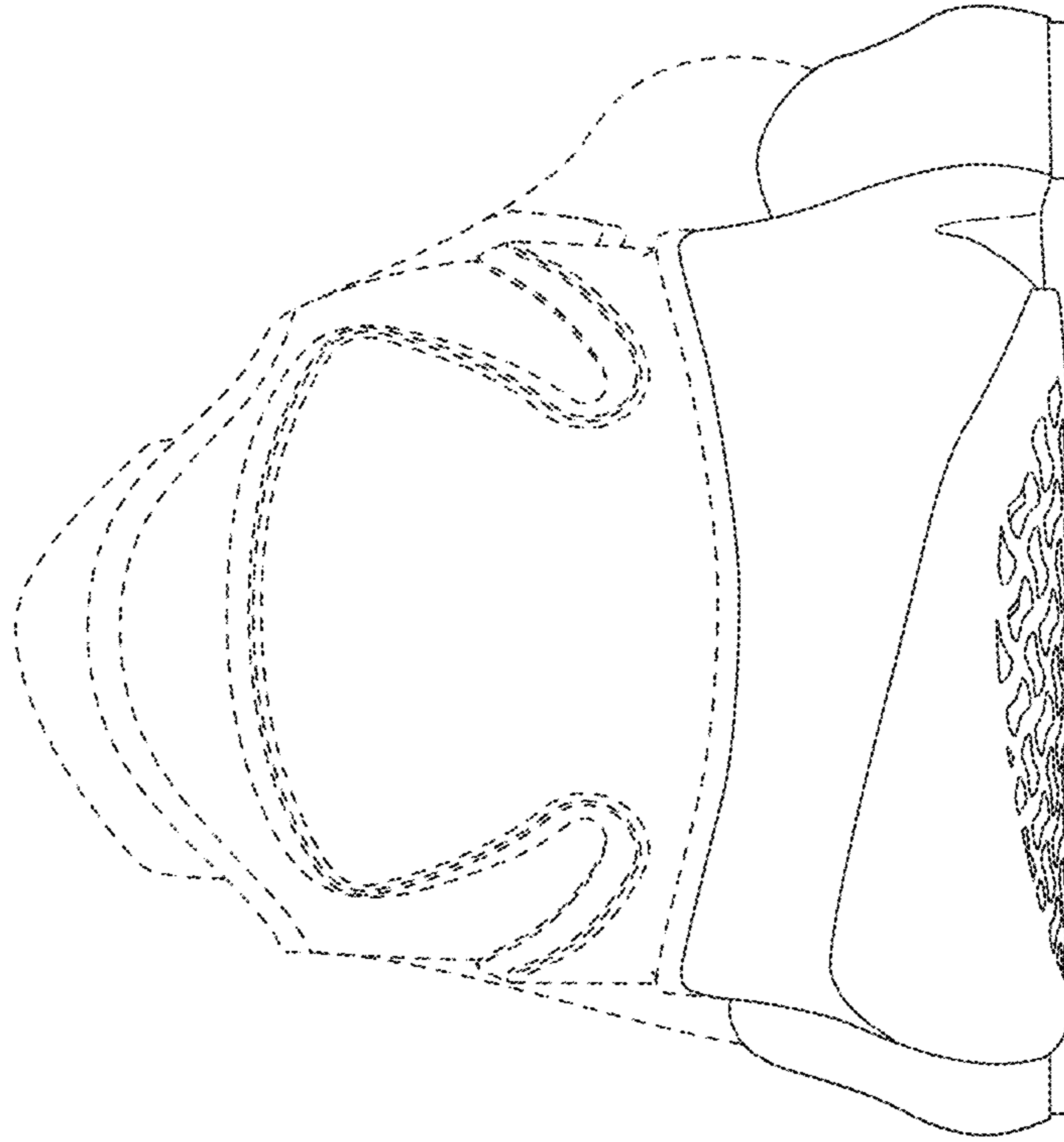


FIG. 4

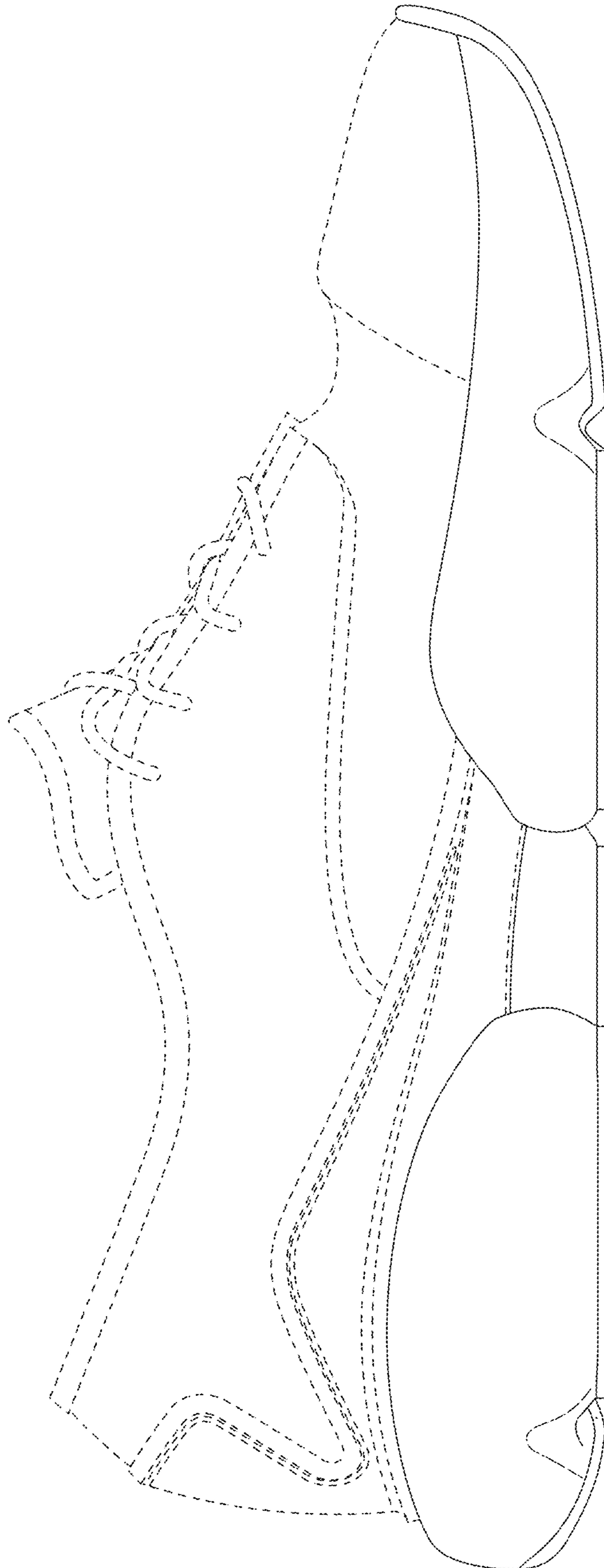


FIG. 5

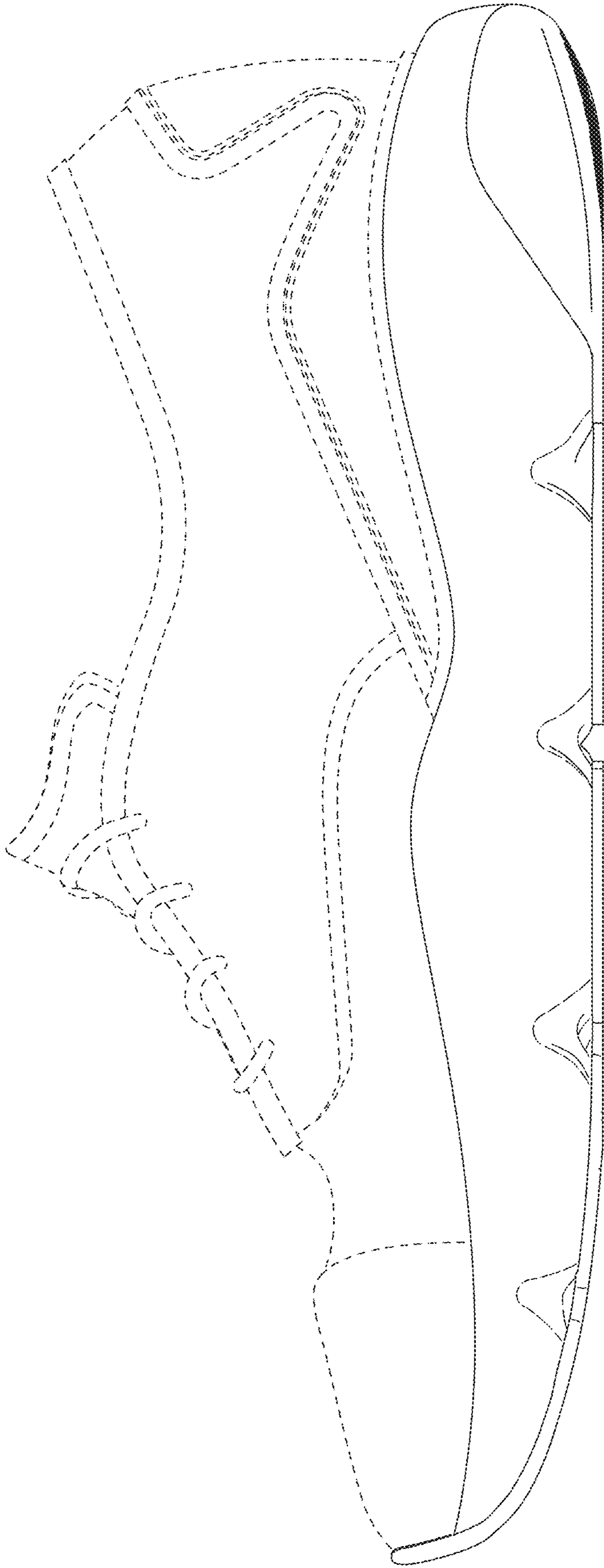


FIG. 6

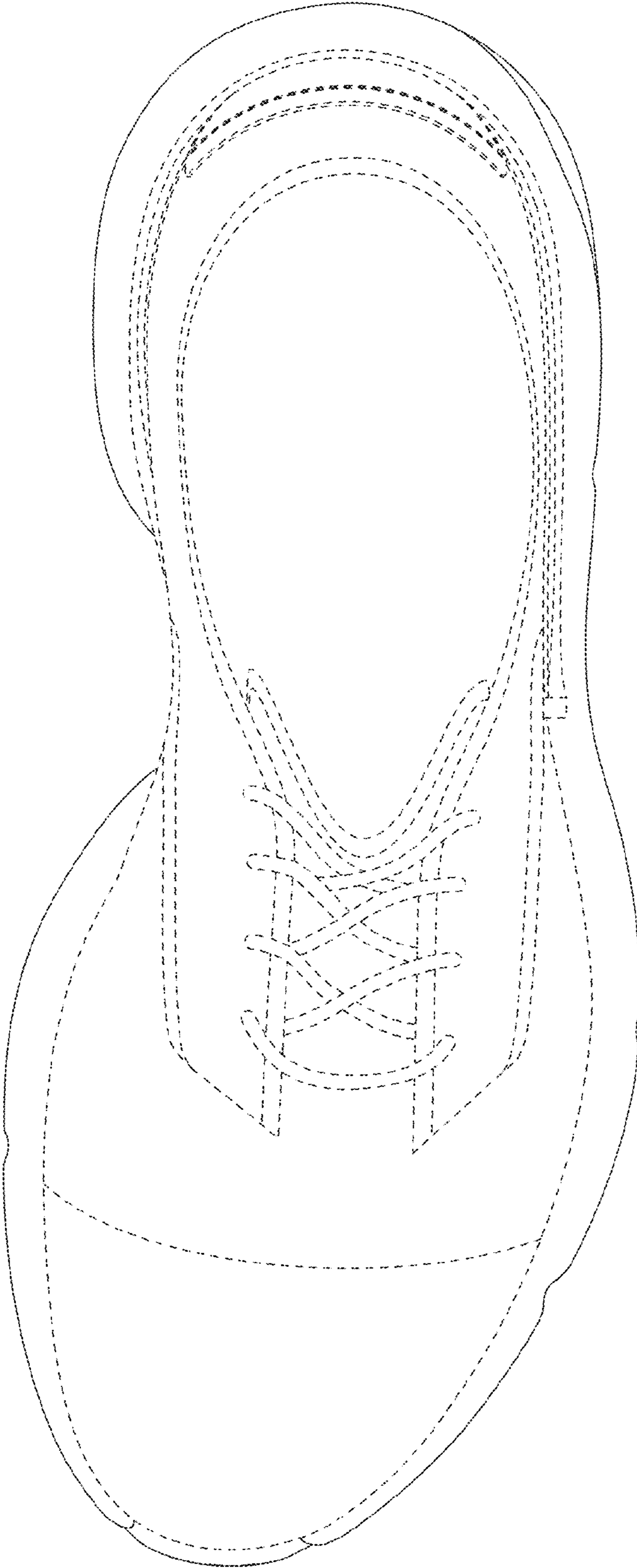


FIG. 7

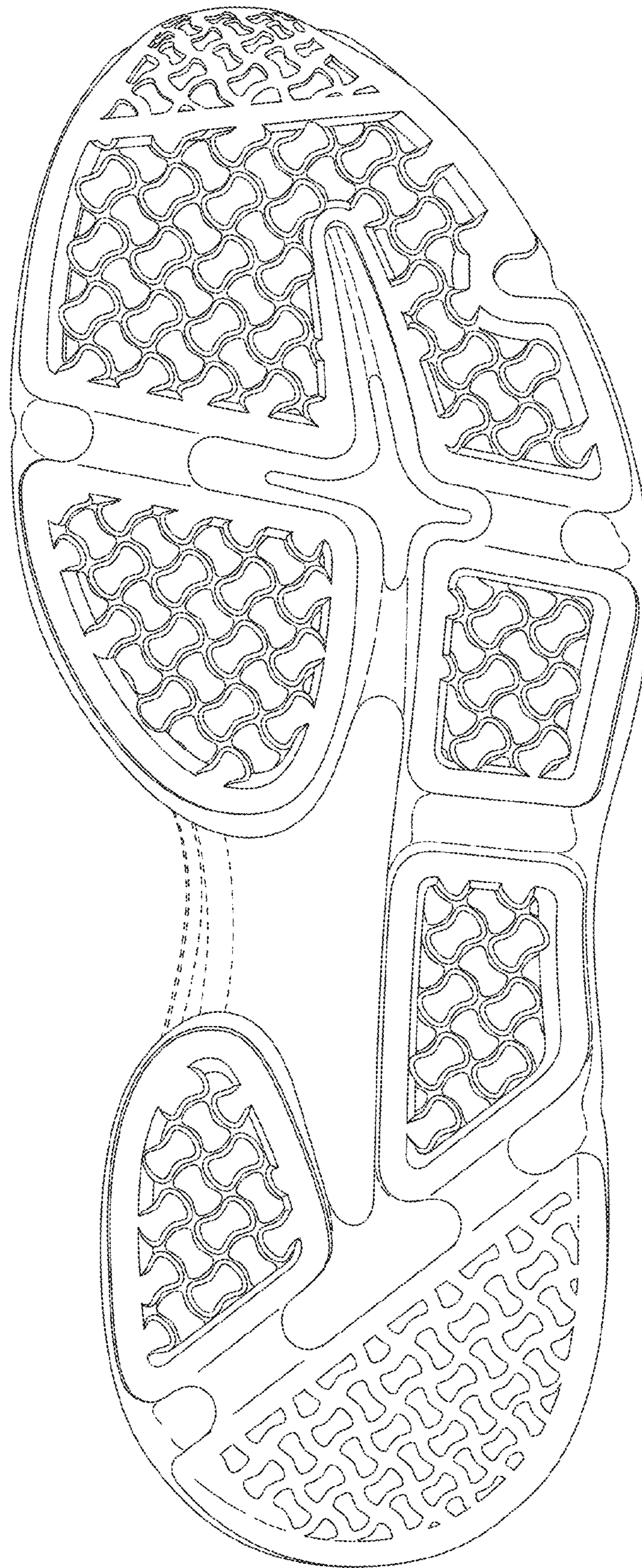


FIG. 8