



US00D892452S

(12) **United States Design Patent**
Palmer et al.

(10) **Patent No.:** **US D892,452 S**

(45) **Date of Patent:** **** Aug. 11, 2020**

- (54) **VENTED HAT**
- (71) Applicant: **Phrase3 LLC**, Bellevue, WA (US)
- (72) Inventors: **Hannah Palmer**, Colbert, WA (US);
Yelena Argirov, Bellevue, WA (US)
- (73) Assignee: **PHRASE3 LLC**, Bellevue, WA (US)
- (**) Term: **15 Years**
- (21) Appl. No.: **29/685,488**
- (22) Filed: **Mar. 28, 2019**
- (30) **Foreign Application Priority Data**

Feb. 12, 2019 (CN) 2019 3 0062542

- (51) **LOC (12) Cl.** **02-03**
- (52) **U.S. Cl.**
USPC **D2/876; D2/882**
- (58) **Field of Classification Search**
USPC D2/865, 866, 875, 876, 877, 878, 879,
D2/880, 881, 882, 883, 884, 885, 886,
D2/887, 888, 891, 893
CPC A42B 1/00; A42B 1/002; A42B 1/004;
A42B 1/006; A42B 1/02; A42B 1/062;
A42B 1/063; A42B 1/201; A42B 1/225;
A42C 5/04
See application file for complete search history.

(56) **References Cited**

U.S. PATENT DOCUMENTS

- 2,275,694 A * 3/1942 Soboroff A42B 1/206
2/195.1
- 2,349,471 A * 5/1944 Starbeck A42C 5/04
2/171.5
- D155,444 S * 10/1949 Noped D2/876
- 2,655,256 A * 10/1953 Guest A42B 1/18
2/195.5

- 5,197,292 A * 3/1993 McPherson A42B 1/008
2/7
- 5,321,854 A 6/1994 Kronenberger
- 5,644,799 A 7/1997 Armenta et al.
- 5,875,494 A 3/1999 Garnier, Jr. et al.
- 5,933,872 A 8/1999 Lema
- D424,282 S * 5/2000 Crumpton D2/876
- D534,347 S * 1/2007 Prentice D3/238
- D538,011 S * 3/2007 Yan D2/882
- D591,933 S * 5/2009 Shirey D2/889
- D593,732 S * 6/2009 Tilley D2/886
- D654,253 S * 2/2012 Belschner D2/889
- D662,289 S * 6/2012 Rinaldi D2/882
- D669,252 S * 10/2012 Rogers D2/882
- D670,068 S * 11/2012 Bomze D2/889
- D707,018 S * 6/2014 Hart D2/882
- D750,356 S * 3/2016 McLendon D2/889
- D757,401 S 5/2016 Orevik
- D764,771 S * 8/2016 Zenoff D2/866
- D771,913 S * 11/2016 Hernandez, Jr. D2/882

(Continued)

Primary Examiner — Jasmine Mlinarcik

(74) *Attorney, Agent, or Firm* — Dinsmore & Shohl LLP

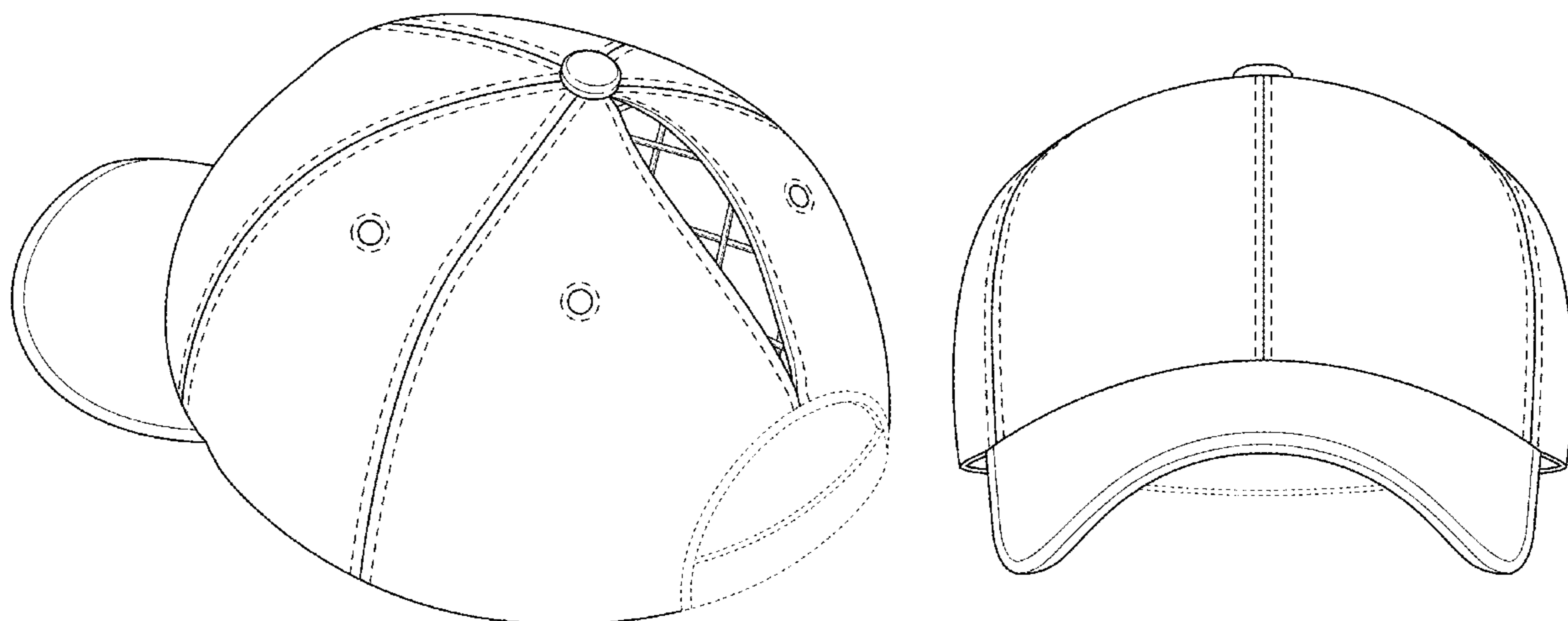
(57) **CLAIM**

The ornamental design for a vented hat, as shown and described.

DESCRIPTION

FIG. 1 is a rear perspective view of a vented hat, with the vent portion of the hat in an open orientation;
 FIG. 2 is a rear elevation view thereof;
 FIG. 3 is a front elevation view thereof;
 FIG. 4 is a side elevation view thereof;
 FIG. 5 is an opposite side elevation view thereof;
 FIG. 6 is a top plan view thereof;
 FIG. 7 is a bottom plan view thereof; and,
 FIG. 8 is a rear perspective view of the vented hat, with the vent portion of the hat in a closed orientation.
 The broken lines depict portions of the vented hat that form no part of the claimed design.

1 Claim, 7 Drawing Sheets



(56)

References Cited

U.S. PATENT DOCUMENTS

2011/0173739 A1 7/2011 Riesen et al.
2012/0278970 A1 11/2012 Bischel
2014/0082826 A1* 3/2014 Kuthari A42B 1/02
2/171.7
2019/0037952 A1* 2/2019 Melvin A42B 1/225

* cited by examiner

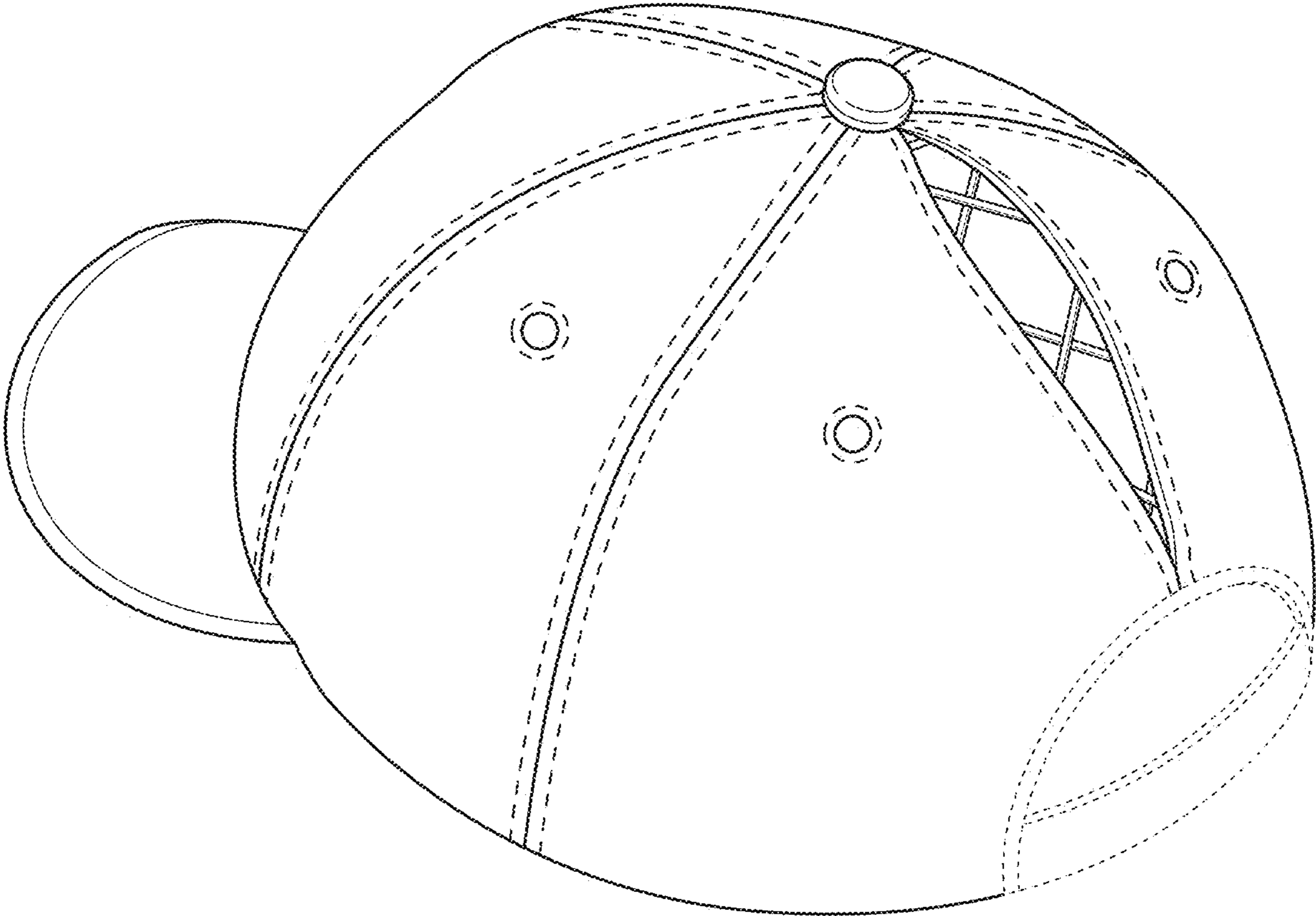


FIG. 1

FIG. 2

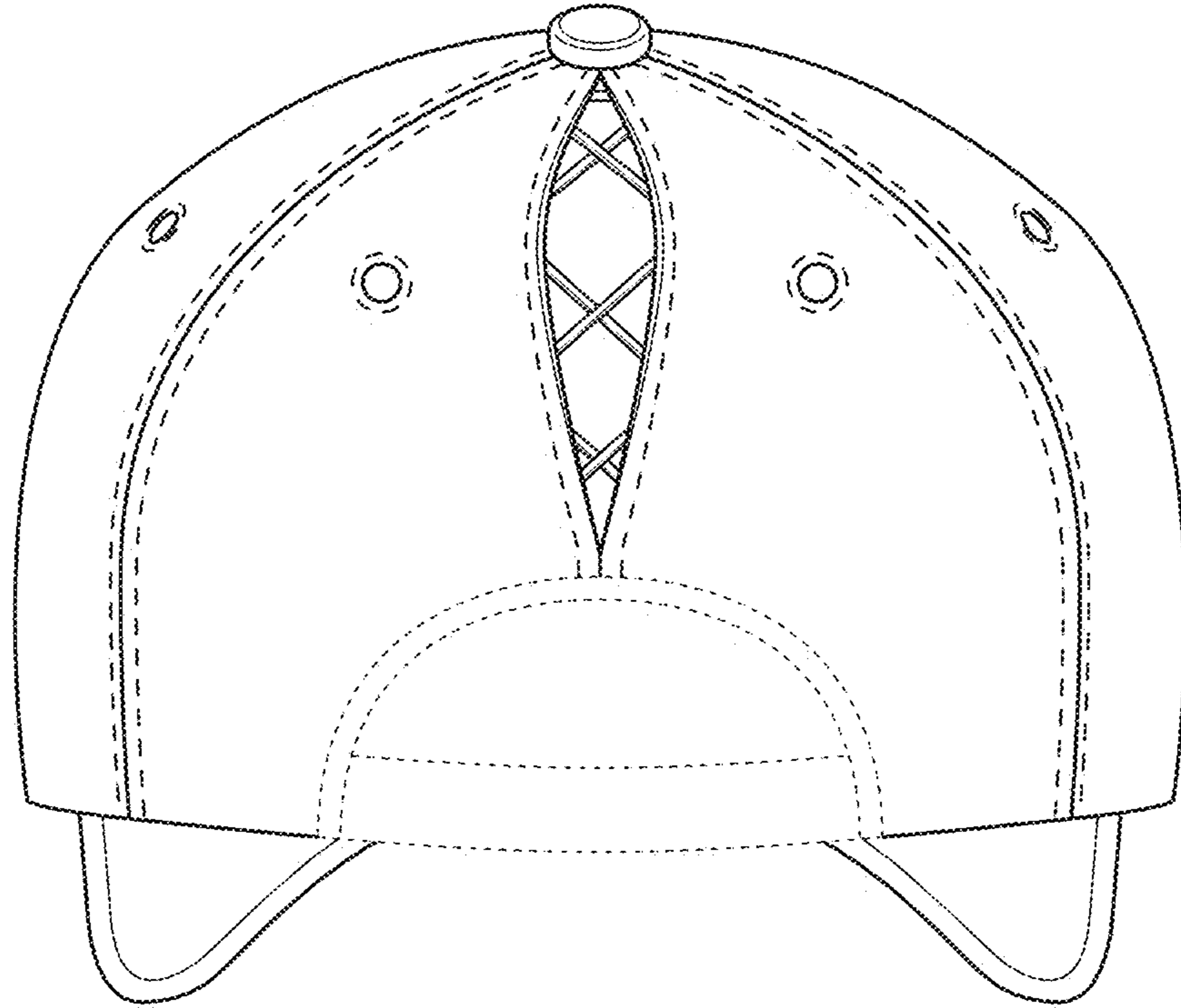
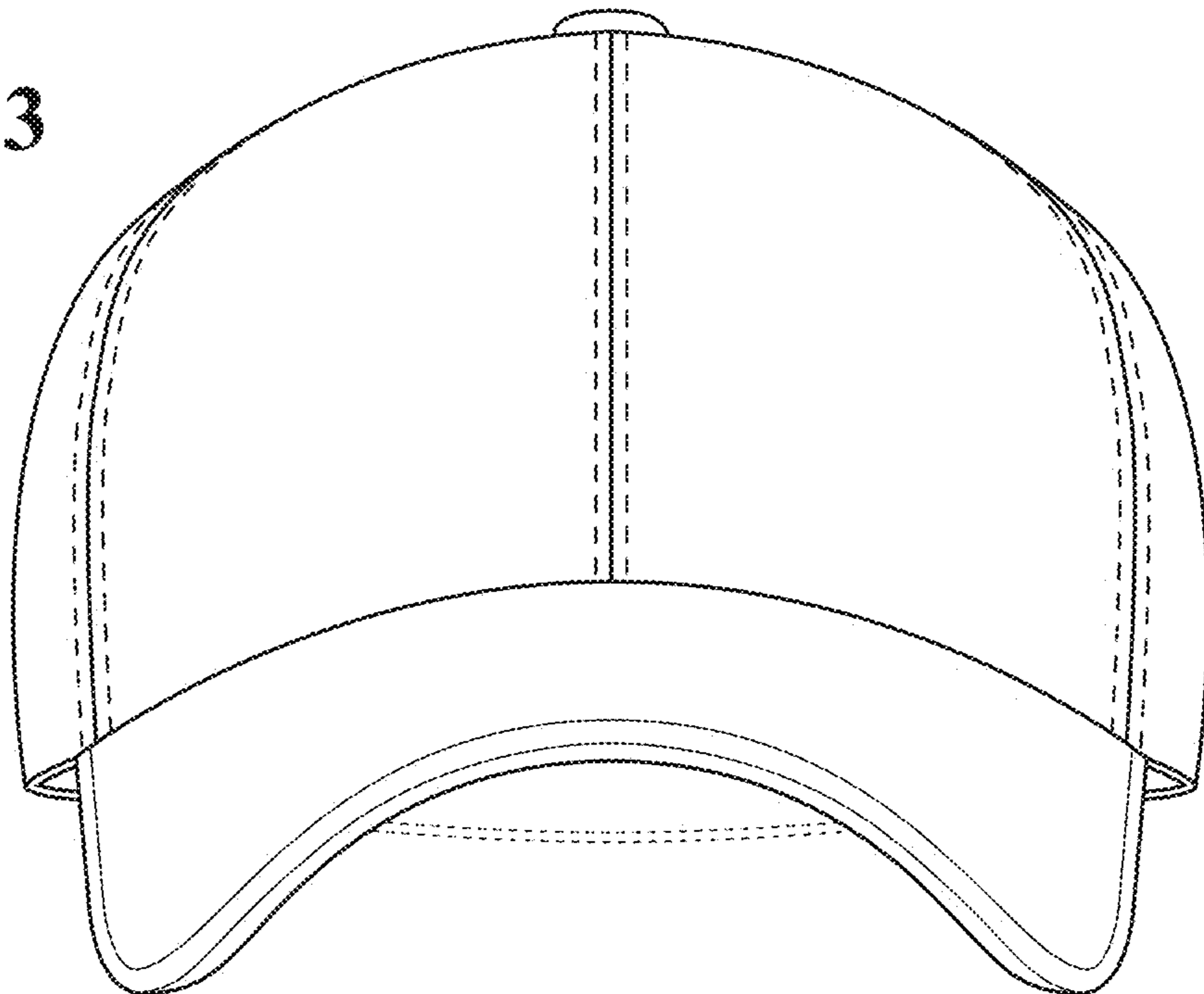


FIG. 3



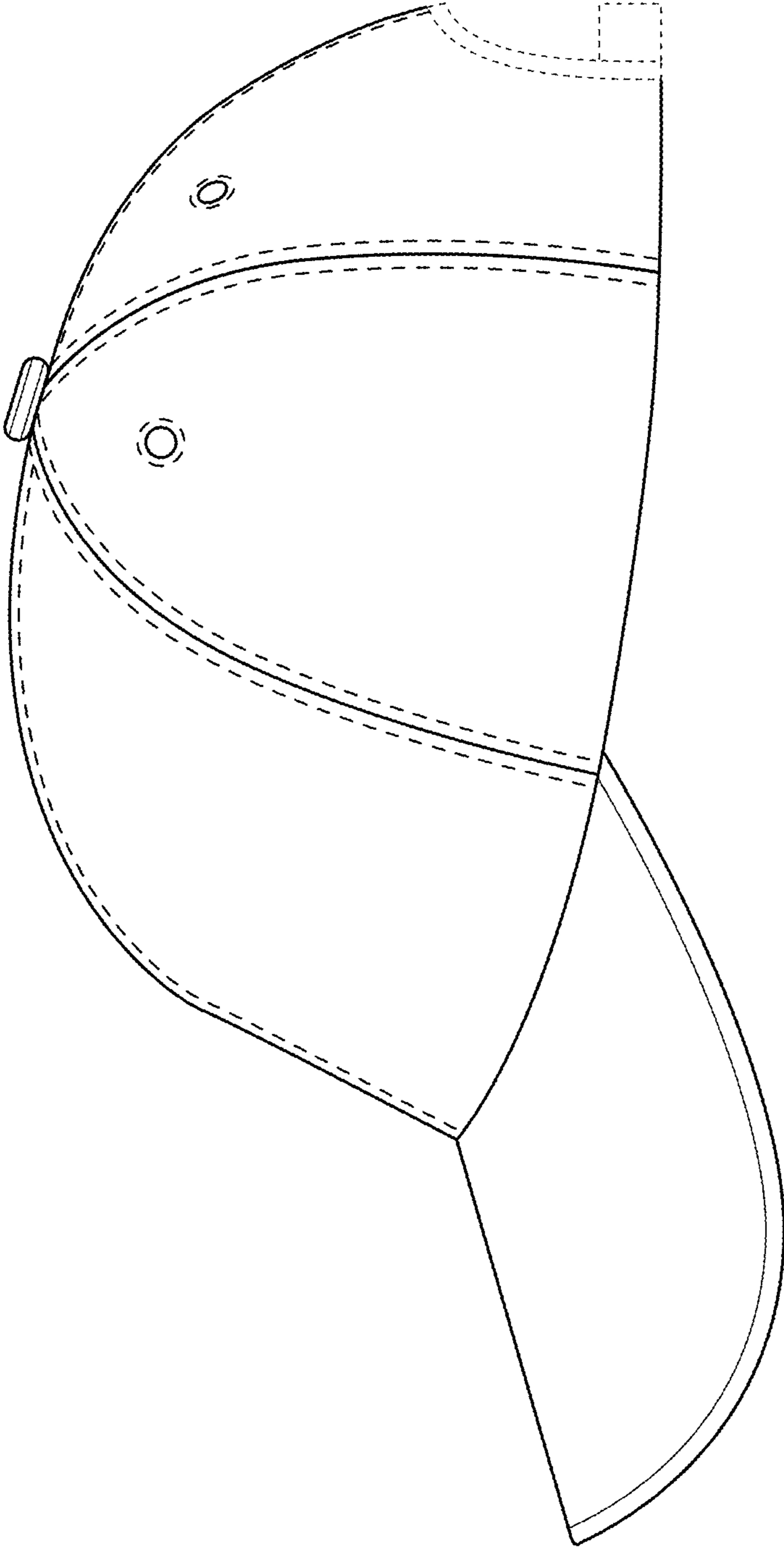


FIG. 4

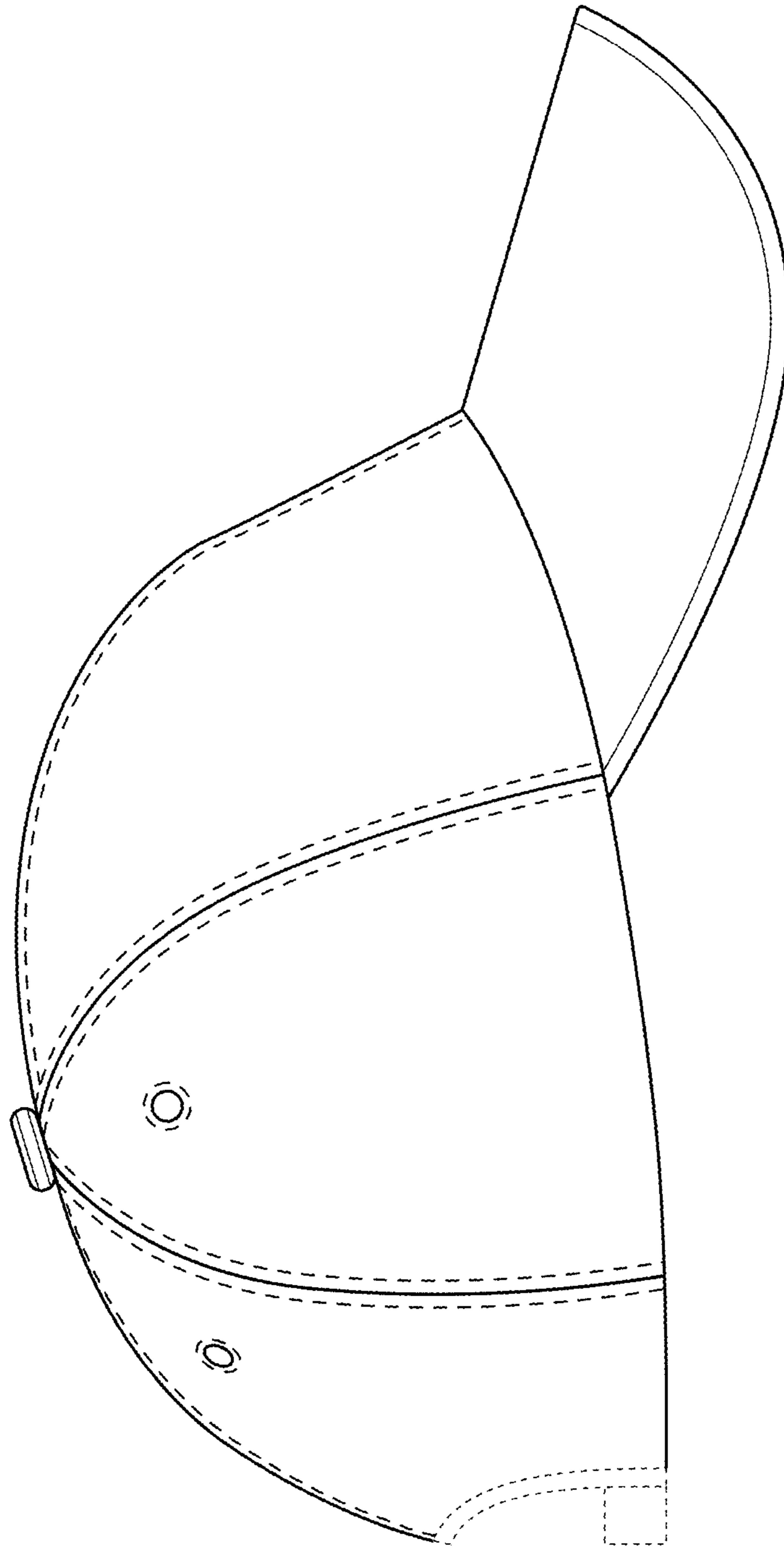


FIG. 5

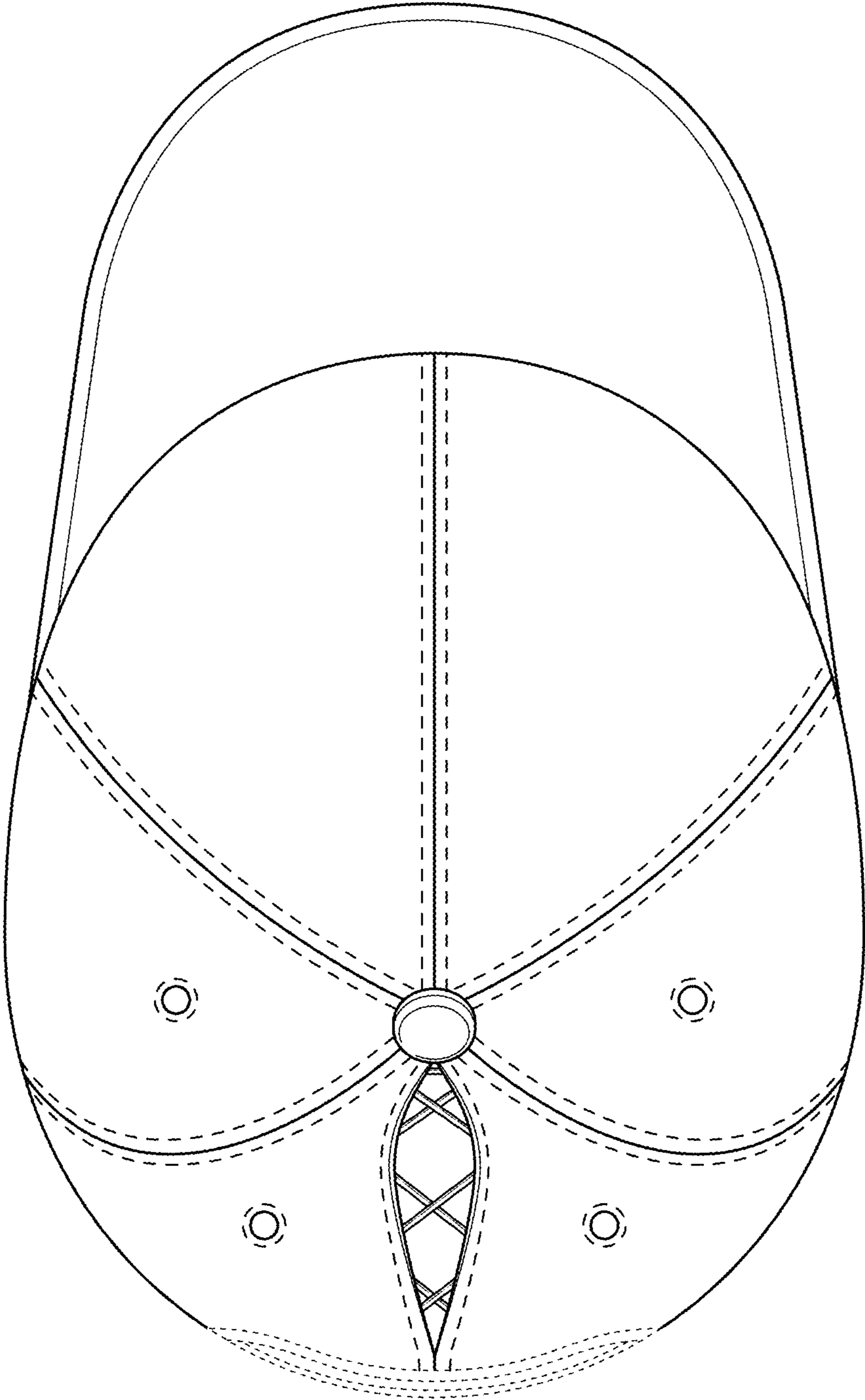


FIG. 6

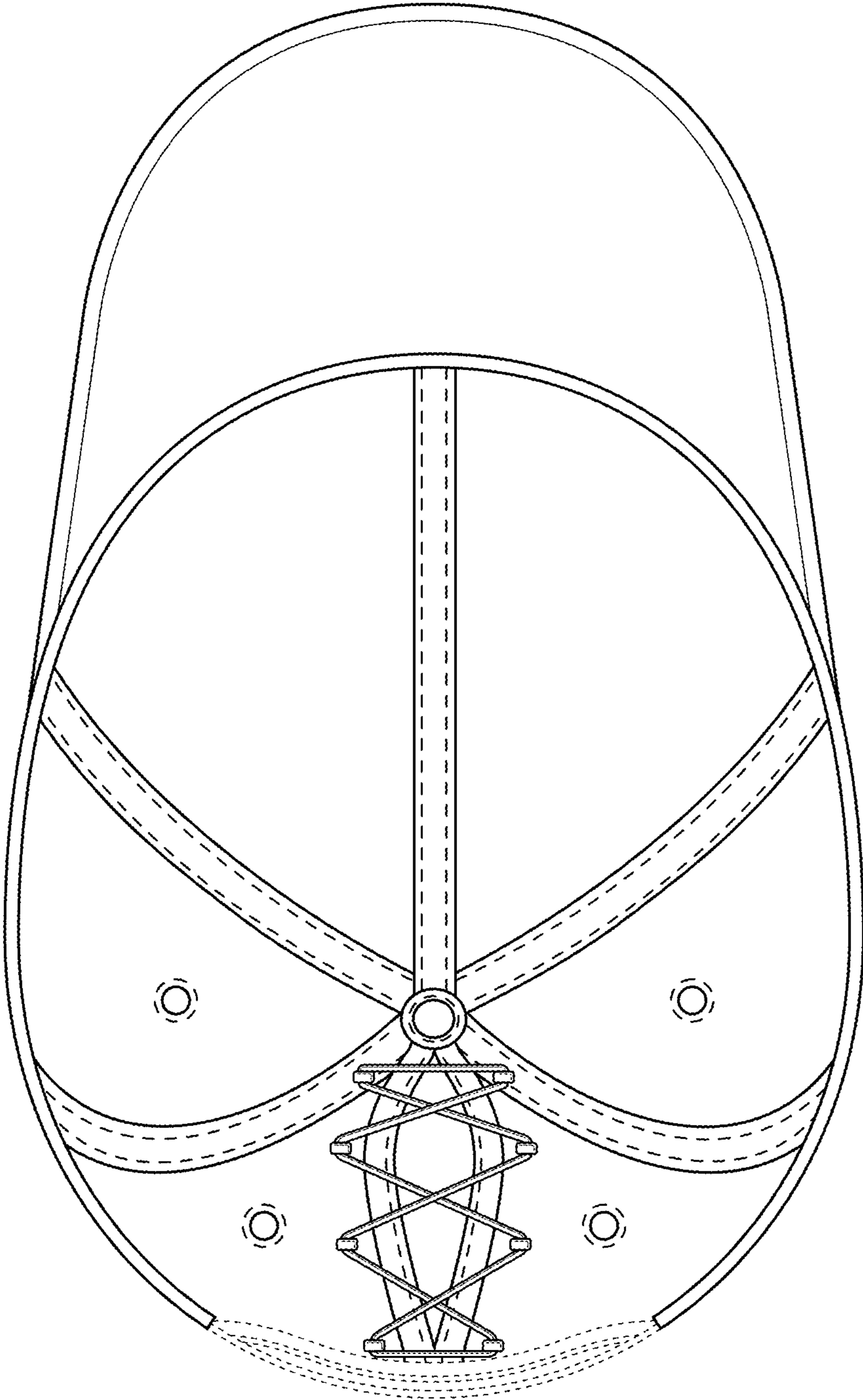


FIG. 7

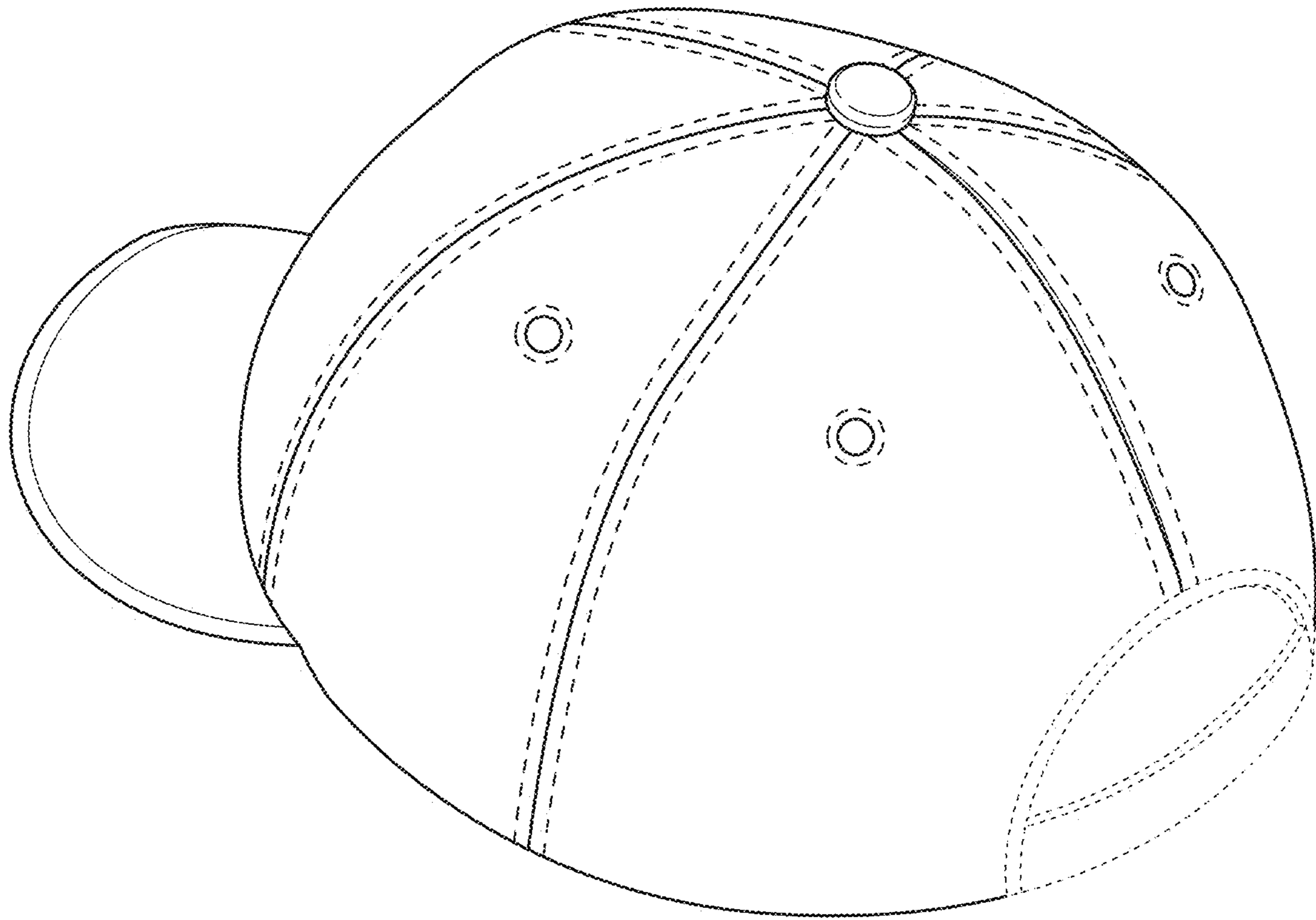


FIG. 8