



US00D892448S

(12) **United States Design Patent** (10) **Patent No.:** **US D892,448 S**
White (45) **Date of Patent:** **** Aug. 11, 2020**

- (54) **HEADBAND**
- (71) Applicant: **Lynn White**, Cedar City, UT (US)
- (72) Inventor: **Lynn White**, Cedar City, UT (US)
- (**) Term: **15 Years**
- (21) Appl. No.: **29/677,159**
- (22) Filed: **Jan. 17, 2019**
- (51) **LOC (12) Cl.** **02-03**
- (52) **U.S. Cl.**
USPC **D2/875; D28/41**
- (58) **Field of Classification Search**
USPC D2/741, 865, 866, 869, 870, 871, 872,
D2/873, 874, 875, 876, 877, 878, 889,
D2/891, 894, 895; D11/3, 11, 13;
D28/39, 41, 43, 92, 93
CPC .. A42B 1/00; A42B 1/004; A42B 1/16; A42B
1/062; A42B 1/22; A42B 1/225; A42B
1/248; A42B 5/00; A44C 25/00; A44C
25/001; A44C 15/00; A44C 15/0005;
A44C 15/0045; A44C 15/005; A44C
15/006; A45D 8/00; A45D 8/36; A45D
8/12; A45D 2008/002; A45D 2008/004;
A45D 2008/006; A45D 2008/008
See application file for complete search history.

(56) **References Cited**

U.S. PATENT DOCUMENTS

D127,557 S *	5/1941	Ross	D2/870
D130,272 S *	11/1941	Glassheim et al.	D2/870
D136,972 S *	1/1944	Hodge	D2/865
D170,951 S *	11/1953	Sibley	D2/865
D281,456 S *	11/1985	Swedarsky	D11/11
D357,343 S *	4/1995	O'Neal	D2/866
6,092,239 A *	7/2000	Pogrebitsky	A42B 1/208 2/195.2
7,827,621 B2 *	11/2010	DaCruz	A45D 20/00 132/212
D820,144 S *	6/2018	Bennett	D11/13

2009/0241241 A1 *	10/2009	Bailey	A42B 1/24 2/202
2010/0257658 A1 *	10/2010	Schwietz-Flauto	A41D 23/00 2/207
2017/0251748 A1 *	9/2017	Imppola	A42B 5/00
2019/0208849 A1 *	7/2019	Mannan	A41G 5/0073

OTHER PUBLICATIONS

Image of a beaded headband, [online]; [publishing date of the image uploaded to the Internet unknown]; [retrieved from the Internet on Mar. 23, 2020]; URL: <https://www.brownsfashion.com/shopping/rosantica-gold-tone-carmen-beaded-headband-14808155>. (1 page). (Year: 2020).*

* cited by examiner

Primary Examiner — Jasmine Mlinarcik
(74) *Attorney, Agent, or Firm* — Gurr Brande & Spendlove; Robert A. Gurr

(57) **CLAIM**

The ornamental design for an headband, as shown and described.

DESCRIPTION

FIG. 1 is a perspective view of the headband; FIG. 2 is a front elevation view of the headband; FIG. 3 is a back elevation view of the headband; FIG. 4 is a side elevation view of the headband; FIG. 5 is a top plan view of the headband; FIG. 6 is a bottom plan view of the headband; FIG. 7 is a side view of the headband in use; and, FIG. 8 is a back view of the headband in use. The broken lines of the headband depict portions and features of the headband that form no part of the claimed design. The broken line outline of the partial human figure in FIGS. 7 and 8 assists in illustrating how the headband may appear when worn, but forms no part of the claimed design.

1 Claim, 6 Drawing Sheets

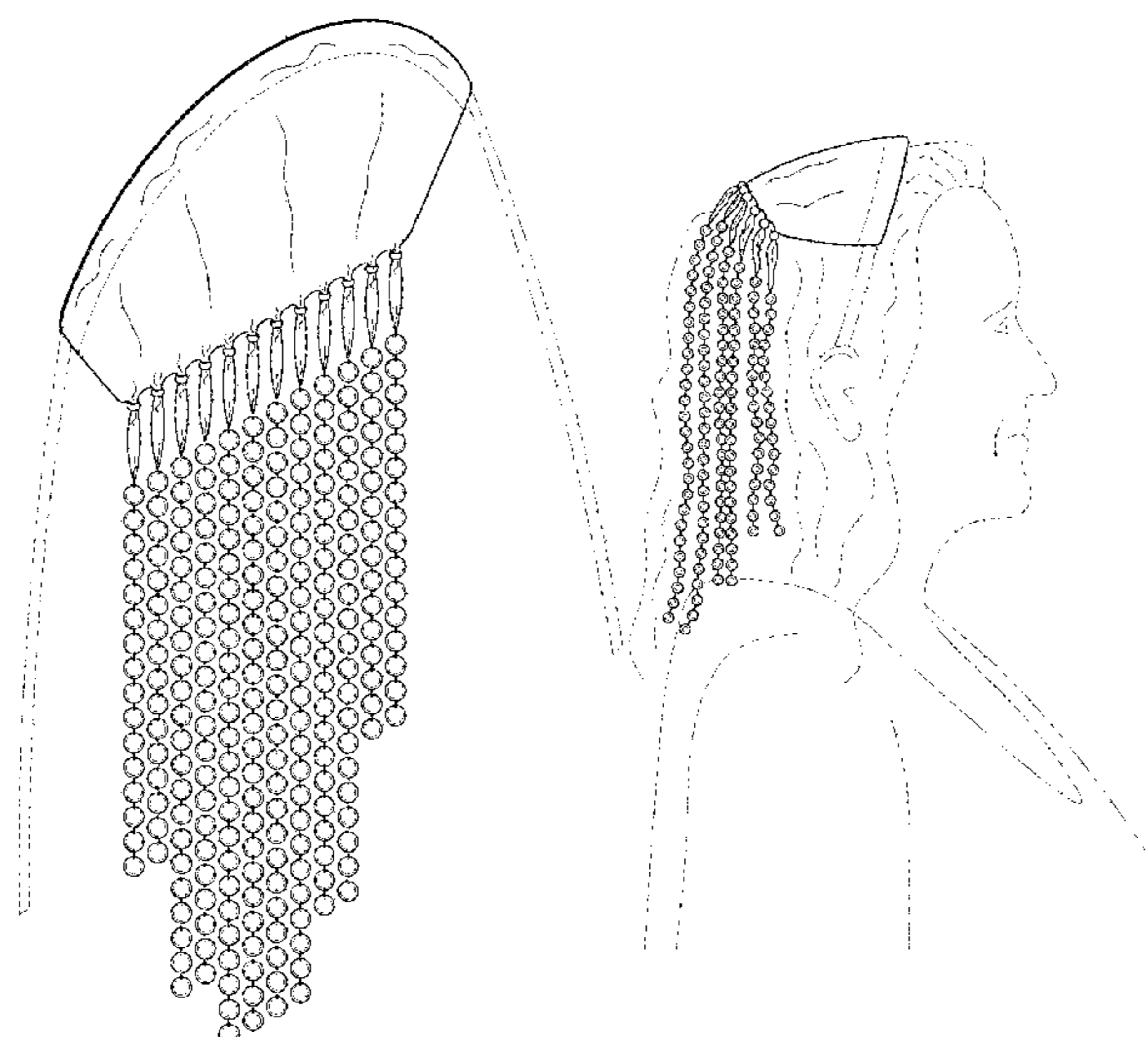


FIG. 1

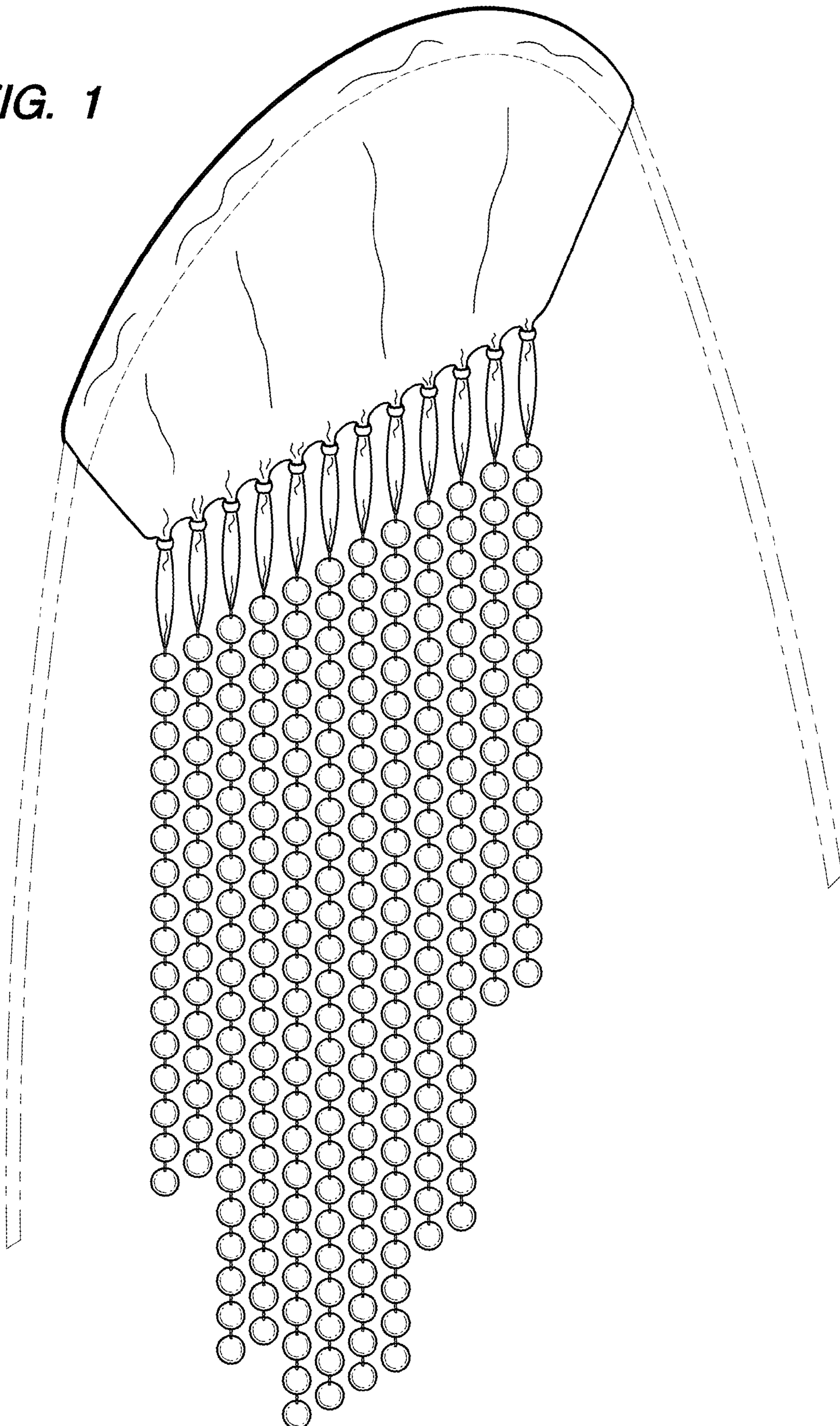


FIG. 2

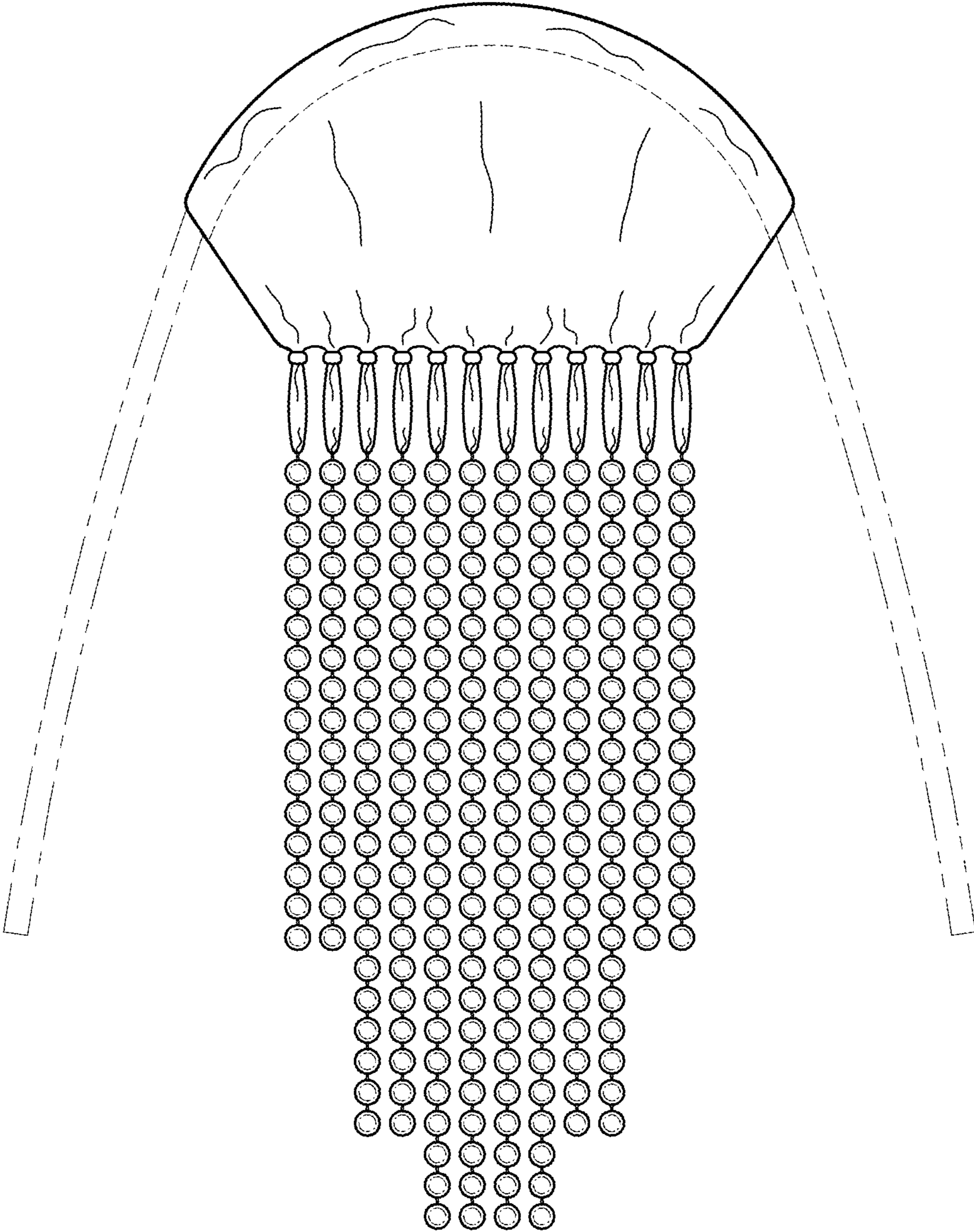


FIG. 3

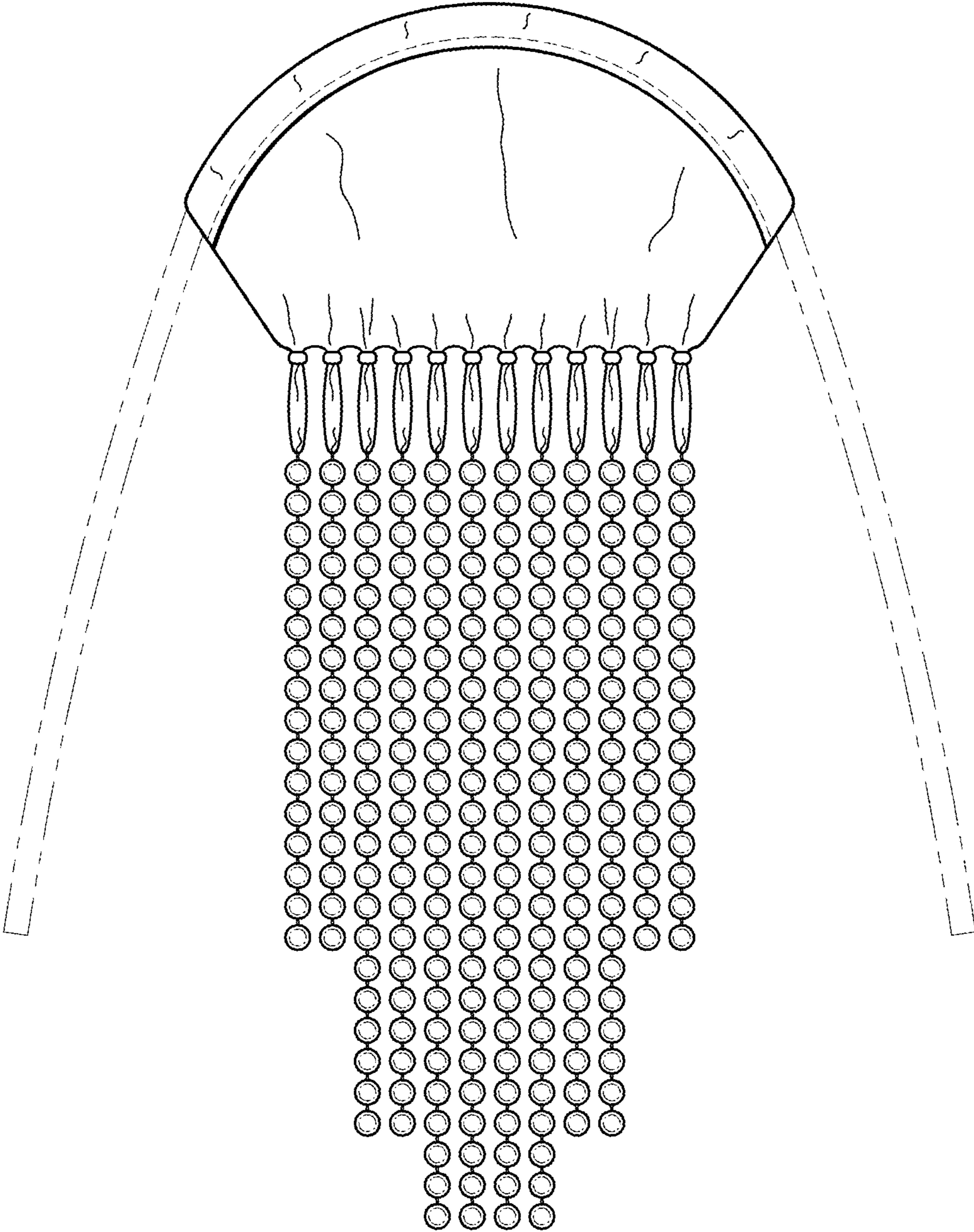


FIG. 4

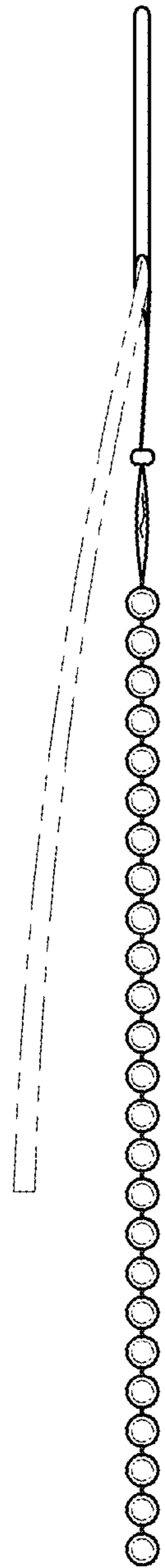


FIG. 5

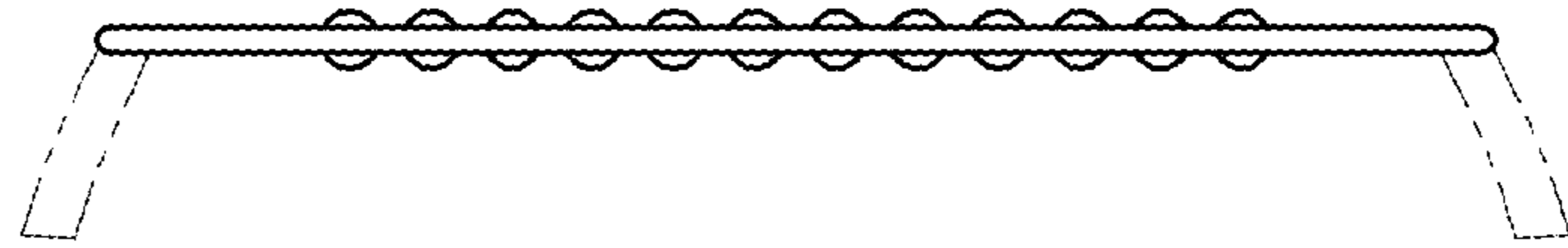


FIG. 6

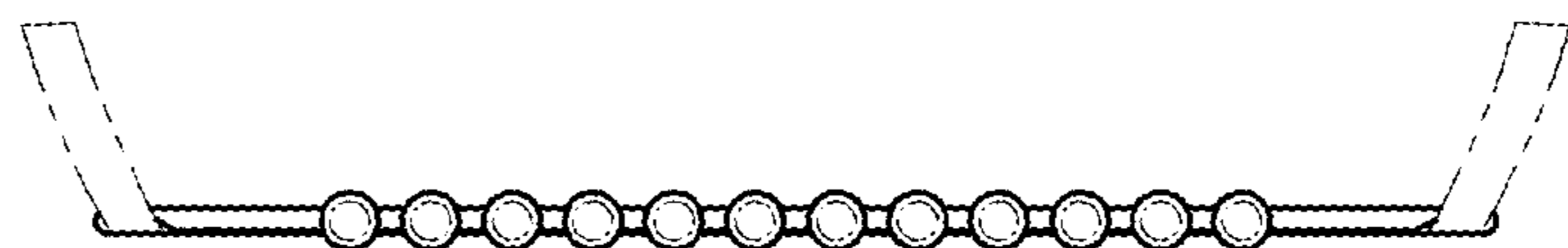


FIG. 7

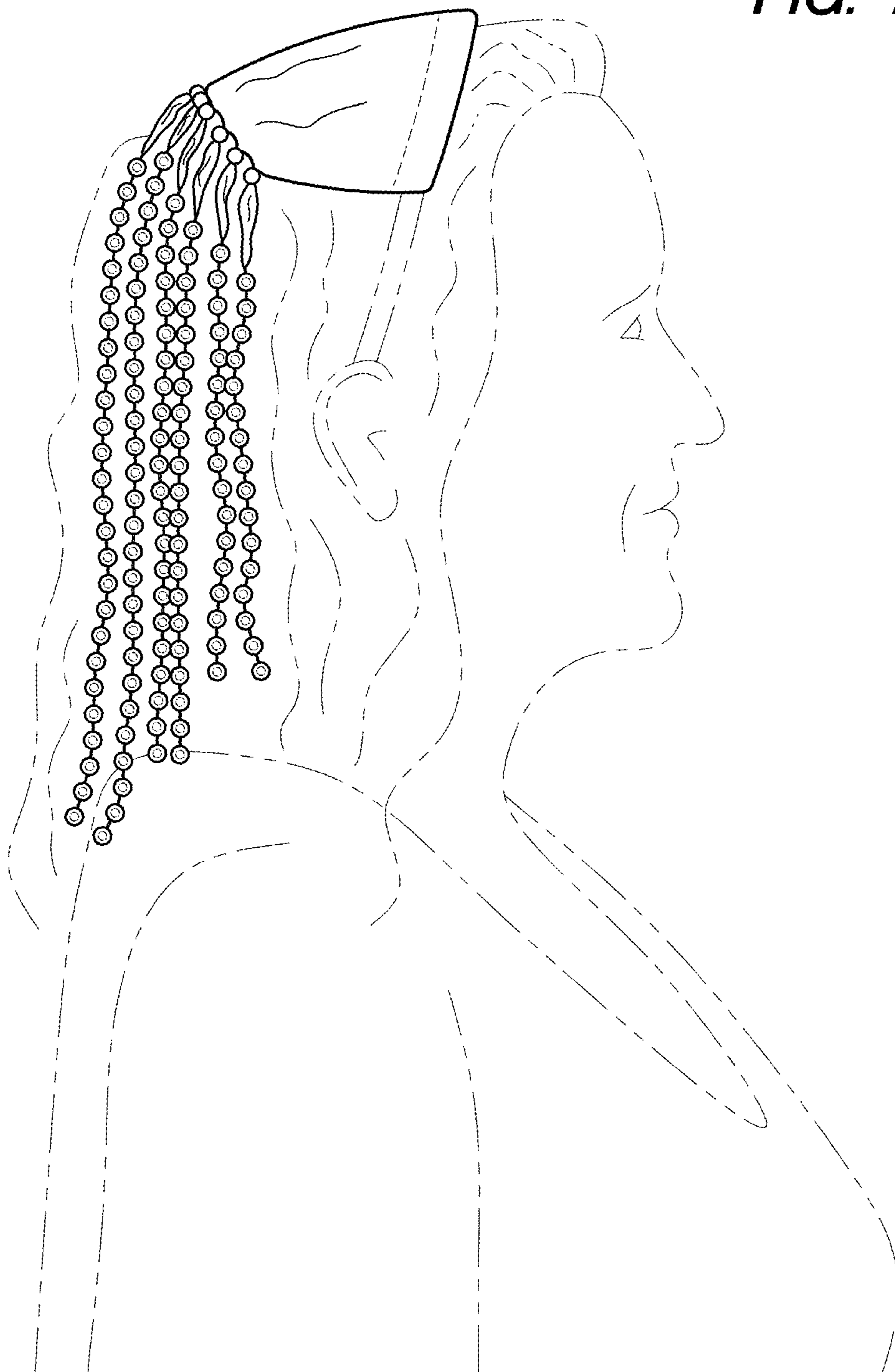


FIG. 8

