



US00D892439S

(12) **United States Design Patent** (10) **Patent No.:** **US D892,439 S**
White (45) **Date of Patent:** **** Aug. 11, 2020**

(54) **HEADBAND**
(71) Applicant: **Lynn White**, Cedar City, UT (US)
(72) Inventor: **Lynn White**, Cedar City, UT (US)
(**) Term: **15 Years**
(21) Appl. No.: **29/650,262**
(22) Filed: **Jun. 5, 2018**
(51) **LOC (12) Cl.** **02-03**
(52) **U.S. Cl.**
USPC **D2/865**
(58) **Field of Classification Search**
USPC D2/500, 508, 600, 609, 823, 826, 827,
D2/865, 866, 869, 870, 871, 872, 874,
D2/875, 877, 891, 892, 894, 895;
D28/41, 43
CPC .. A41D 20/00; A41D 23/00; A41D 2023/004;
A42B 1/00; A42B 1/004; A42B 1/006;
A42B 1/02; A42B 1/041; A42B 1/14;
A42B 1/22; A42B 1/25; A42B 5/00;
A42B 7/00; A45D 8/00; A45D 8/36;
A45D 8/40
See application file for complete search history.

(56) **References Cited**
U.S. PATENT DOCUMENTS
D170,951 S * 11/1953 Sibley D2/865
D184,173 S * 12/1958 Green D2/826
3,602,919 A * 9/1971 Piccione A42B 5/00
2/207
4,068,319 A * 1/1978 Wagenfeld A42B 1/043
2/171.3
D258,846 S * 4/1981 Banasiak D2/881
4,398,305 A * 8/1983 Kapel A42B 1/043
2/195.7
D271,632 S * 12/1983 De Lozada D2/876
D286,686 S * 11/1986 Greenberg D28/93
D363,812 S * 11/1995 Cassady D2/866

D391,387 S * 3/1998 Pogrebitsky D2/876
6,092,239 A * 7/2000 Pogrebitsky A42B 1/208
2/195.2
D445,993 S * 8/2001 Raol D2/500
D504,554 S * 5/2005 Finn D2/865
7,774,862 B2 * 8/2010 Bjelland A41D 23/00
2/207
7,827,621 B2 * 11/2010 DaCruz A45D 20/00
132/212
D681,919 S * 5/2013 Phillips D2/825
D810,405 S * 2/2018 Weiler D2/891
2003/0196584 A1 * 10/2003 Hunsley G09F 17/00
116/173
2004/0006808 A1 * 1/2004 Ranzer A42B 1/043
2/200.3
2009/0241241 A1 * 10/2009 Bailey A42B 1/24
2/202

(Continued)

Primary Examiner — Jasmine Mlinarcik
(74) *Attorney, Agent, or Firm* — Gurr Brande &
Spendlove, PLLC; Robert A. Gurr

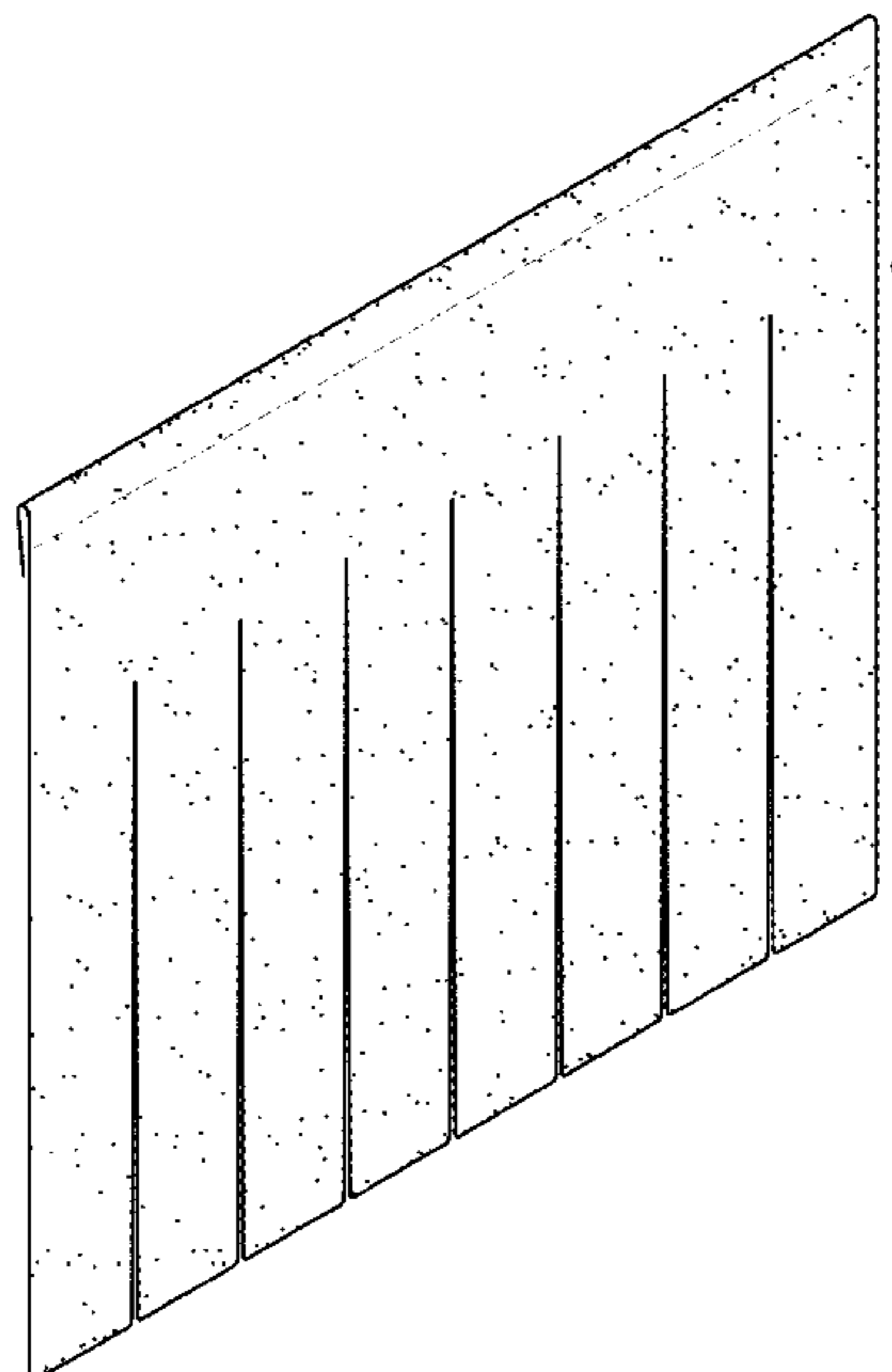
(57) **CLAIM**

The ornamental design for a headband, as shown and described.

DESCRIPTION

FIG. 1 is a perspective view of the headband;
FIG. 2 is a front elevation view of the headband;
FIG. 3 is a side elevation view of the headband;
FIG. 4 is a top plan view of the headband;
FIG. 5 is a bottom plan view of the headband;
FIG. 6 is a rear elevation view of the headband;
FIG. 7 is a side view of the headband in use; and,
FIG. 8 is a back view of the headband in use.
The broken lines along the headband depict features of the headband that form no part of the claimed design. The partial human figure outlined by broken lines in FIGS. 7 and 8 assists to illustrate how the headband may appear when in use and forms no part of the claimed design.

1 Claim, 4 Drawing Sheets



(56)

References Cited

U.S. PATENT DOCUMENTS

2010/0154812 A1* 6/2010 Westerman Holstijn
A41G 5/0093
132/54
2014/0157488 A1* 6/2014 McGregor A41D 23/00
2/207

* cited by examiner

FIG. 1

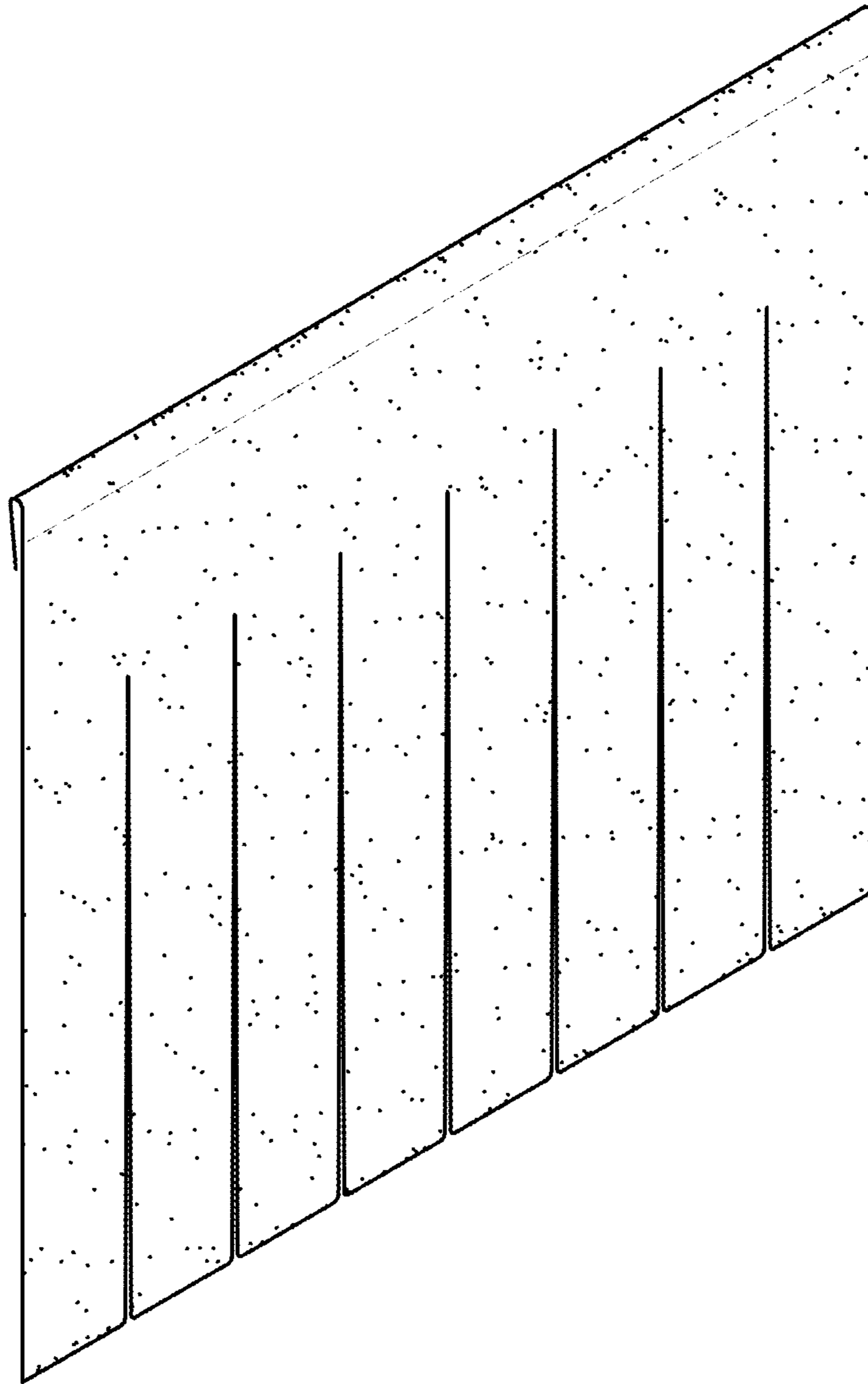


FIG. 2

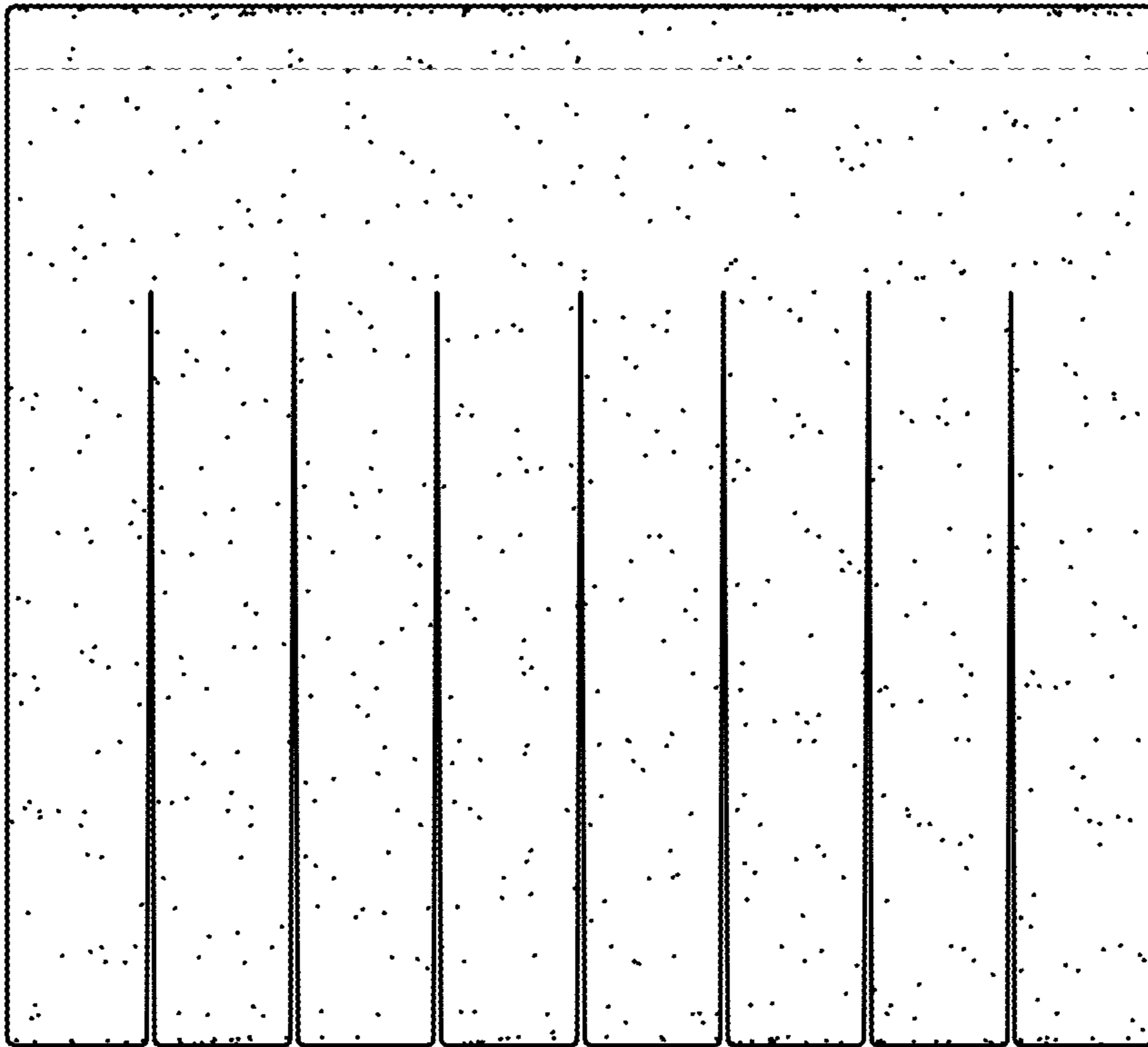


FIG. 3



FIG. 4



FIG. 5



FIG. 6




FIG. 7

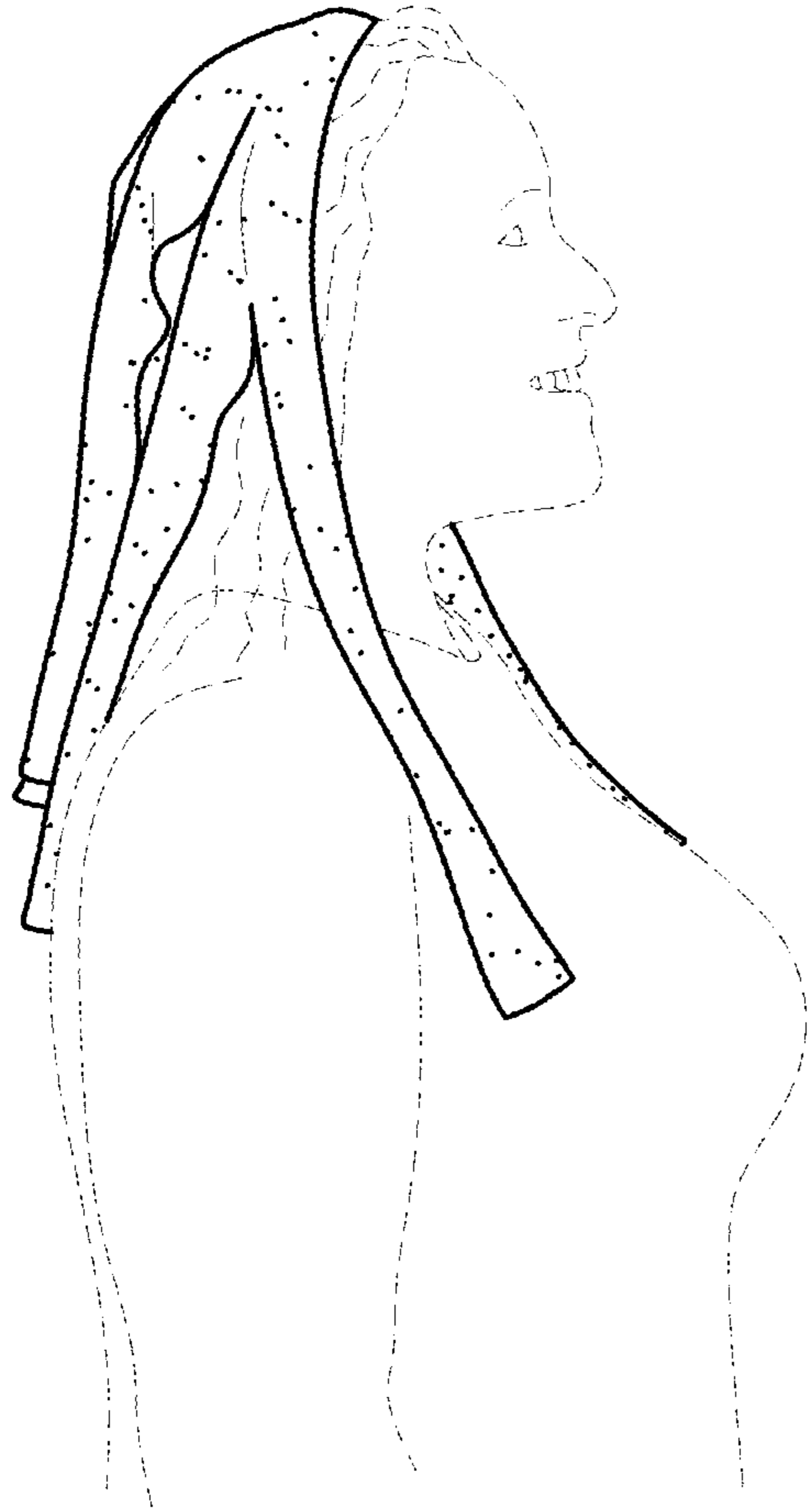


FIG. 8

