



US00D892422S

(12) **United States Design Patent** (10) **Patent No.:** **US D892,422 S**
Cedillo (45) **Date of Patent:** **** Aug. 4, 2020**

(54) **TOBACCO EXPECTORANT DEVICE**
(71) Applicant: **Armando Cedillo**, Sparta, IL (US)
(72) Inventor: **Armando Cedillo**, Sparta, IL (US)
(**) Term: **15 Years**
(21) Appl. No.: **29/721,021**
(22) Filed: **Jan. 17, 2020**
(51) **LOC (12) Cl.** **09-09**
(52) **U.S. Cl.**
USPC **D34/2**
(58) **Field of Classification Search**
USPC D34/2, 5, 6, 28; D7/700; D15/150;
D9/447
CPC C12M 23/08; B44D 3/128; A61J 19/00;
A61J 19/02; A61J 19/04; A61J 2205/20;
A61C 17/14; B65D 47/00; B65D 47/043;
B65D 47/32
See application file for complete search history.

4,634,014 A 1/1987 Carr
4,717,037 A 1/1988 Van Der Meulen
D304,108 S 10/1989 Lange
D309,352 S 7/1990 Harder et al.
5,105,832 A 4/1992 Tasse
D350,481 S 9/1994 DeLury
5,370,261 A 12/1994 Lin
D358,917 S * 5/1995 Keys D30/129
D360,510 S * 7/1995 Slovak D34/5
D381,115 S 7/1997 Diccico
5,673,709 A 10/1997 Brothers
D389,971 S * 1/1998 Zickenberg D34/5
D395,097 S 6/1998 Barton et al.
D399,025 S 9/1998 Whitlock
6,161,549 A 12/2000 Lee
D436,166 S * 1/2001 Berkey D24/122
D442,736 S 5/2001 McGilvray
D455,225 S 4/2002 Whitlock
D468,857 S 1/2003 Foote
6,539,991 B1 * 4/2003 Ackerman B44D 3/128
141/311 A
6,606,996 B1 8/2003 Thornell et al.
(Continued)

Primary Examiner — Cynthia Ramirez
(74) Attorney, Agent, or Firm — Grace J. Fishel

(56) **References Cited**
U.S. PATENT DOCUMENTS

1,695,346 A 12/1928 Reese
2,126,701 A 8/1938 Hamilton
2,152,285 A 3/1939 Schirmer
2,158,770 A 5/1939 Bartlett
D118,043 S 12/1939 Hare
2,595,103 A 4/1952 Schmaling, Sr.
2,714,464 A 8/1955 Cline
2,894,655 A 7/1959 Bergan
3,185,341 A 5/1965 Barbour
D220,856 S 6/1971 Hollister
4,133,319 A 1/1979 Bloomfield
4,187,864 A 2/1980 Taddeo
D258,468 S 3/1981 Whitlock
4,312,346 A 1/1982 Grigg
D266,879 S 11/1982 Pastirik
4,423,743 A 1/1984 Spielvogel

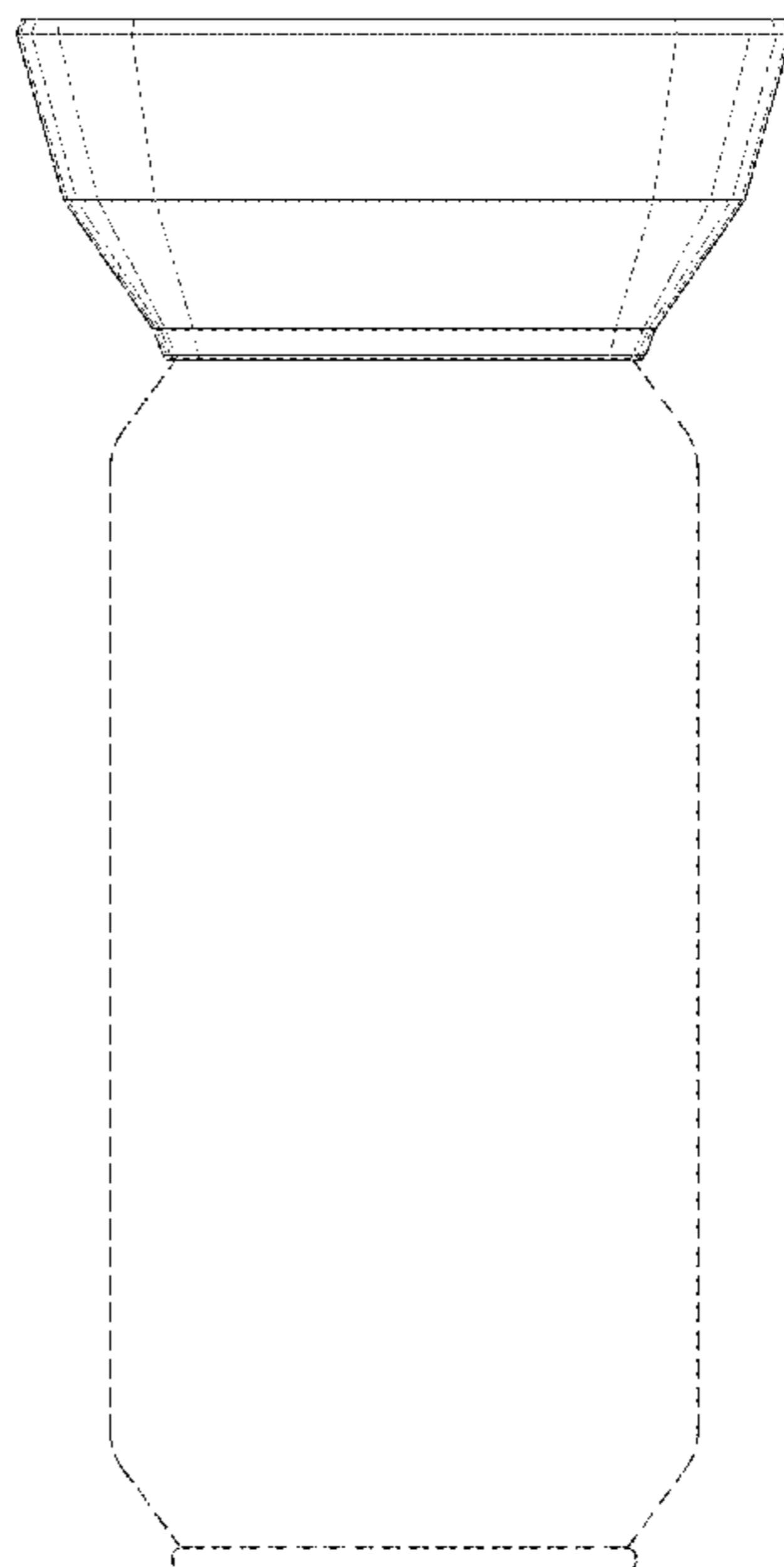
(57) **CLAIM**

The ornamental design for a tobacco expectorant device, as shown and described.

DESCRIPTION

FIG. 1 is a front view of a tobacco expectorant device showing my new design in use;
FIG. 2 is a rear view thereof;
FIG. 3 is a right side view thereof;
FIG. 4 is a left side view thereof; and,
FIG. 5 is top view thereof.
The can shown in broken lines in FIGS. 1 through 4 are to show environment and form no part of the claimed design.

1 Claim, 5 Drawing Sheets



(56)

References Cited

U.S. PATENT DOCUMENTS

D493,011 S 7/2004 Foote
D496,753 S 9/2004 Thornell et al.
D505,225 S 5/2005 Pavic
6,901,976 B1 6/2005 Bautista et al.
D508,754 S 8/2005 Haywood
D589,764 S * 4/2009 Randolph B44D 3/128
D730,607 S * 5/2015 Compton D7/700
D768,349 S 10/2016 Macfarlane D34/2
D772,025 S * 11/2016 Salzl D7/700
D829,854 S * 10/2018 Sanford D22/122
10,098,818 B2 10/2018 Riley et al.
D847,449 S 4/2019 Viera
D876,186 S * 2/2020 Marantis D7/700
2009/0272390 A1 11/2009 Blondeel
2010/0065072 A1 3/2010 Ying Ching
2011/0083259 A1 * 4/2011 Wright A61J 19/00
4/261

* cited by examiner




FIG. 1




FIG. 2




FIG. 3




FIG. 4

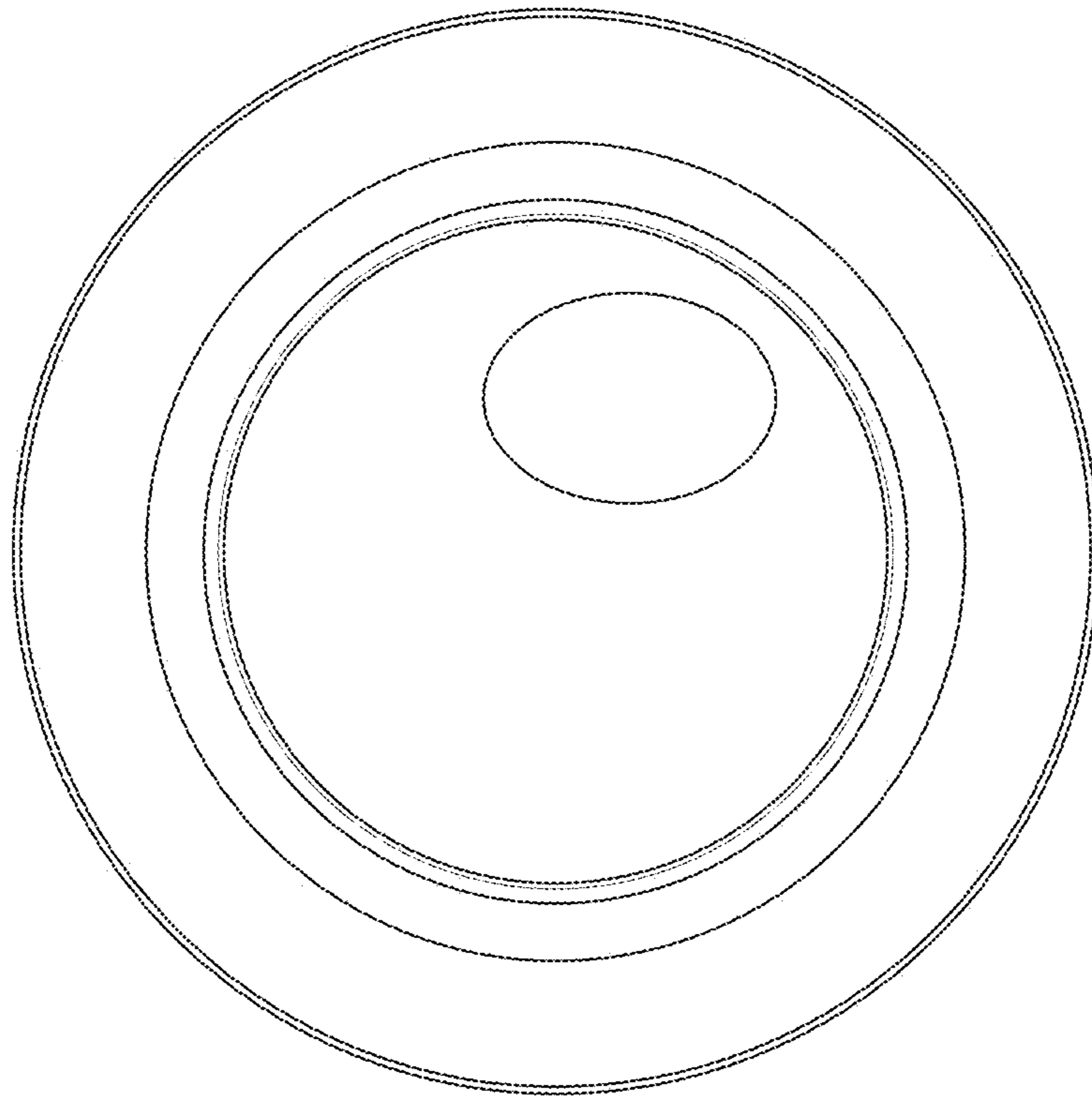


FIG. 5