



US00D892408S

(12) **United States Design Patent** (10) **Patent No.:** **US D892,408 S**  
**Lin** (45) **Date of Patent:** **\*\* Aug. 4, 2020**

(54) **COSMETIC CASE**

*Primary Examiner* — Jennifer Rivard

(71) Applicant: **LIBO COSMETICS CO., LTD.**,  
Lukang Township (TW)

(74) *Attorney, Agent, or Firm* — Muncy, Geissler, Olds & Lowe, P.C.

(72) Inventor: **Hsiao-Yun Lin**, Lukang Township  
(TW)

(57) **CLAIM**

(73) Assignee: **LIBO COSMETICS CO., LTD.**,  
Lukang Township (TW)

The ornamental design for a cosmetic case, as shown and described.

(\*\*) Term: **15 Years**

**DESCRIPTION**

(21) Appl. No.: **29/669,372**

(22) Filed: **Nov. 7, 2018**

(51) **LOC (12) Cl.** ..... **28-03**

(52) **U.S. Cl.**  
USPC ..... **D28/83**; D28/84

(58) **Field of Classification Search**  
USPC ..... D28/76–84, 85–90; D9/504, 529, 565,  
D9/569, 568  
CPC ..... A45D 33/18; A45D 33/20; A45D 33/22;  
A45D 33/24; A45D 40/00; A45D  
40/02–10; A45D 33/00; A45D 33/003;  
A45D 33/005; A45D 33/006; A45D  
40/22–222; A45D 2040/0012; A45D  
2040/0025; A45D 40/24  
See application file for complete search history.

FIG. 1 is a perspective view of a cosmetic case showing my design;  
FIG. 2 is a top view thereof;  
FIG. 3 is a bottom view thereof;  
FIG. 4 is a right side view thereof;  
FIG. 5 is a left side view thereof;  
FIG. 6 is a front view thereof;  
FIG. 7 is a rear view thereof;  
FIG. 8 is a perspective view of a second embodiment of the cosmetic case showing my design;  
FIG. 9 is a top view thereof;  
FIG. 10 is a bottom view thereof;  
FIG. 11 is a right side view thereof;  
FIG. 12 is a left side view thereof;  
FIG. 13 is a front view thereof;  
FIG. 14 is a rear view thereof;  
FIG. 15 is a perspective view of a third embodiment of the cosmetic case showing my design;  
FIG. 16 is a top view thereof;  
FIG. 17 is a bottom view thereof;  
FIG. 18 is a right side view thereof;  
FIG. 19 is a left side view thereof;  
FIG. 20 is a front view thereof; and,  
FIG. 21 is a rear view thereof.

The evenly spaced broken lines illustrate portions of the cosmetic case that form no part of the claimed design. The dash-dot-dash broken lines illustrate the bounds of the claim and form no part of the claimed design.

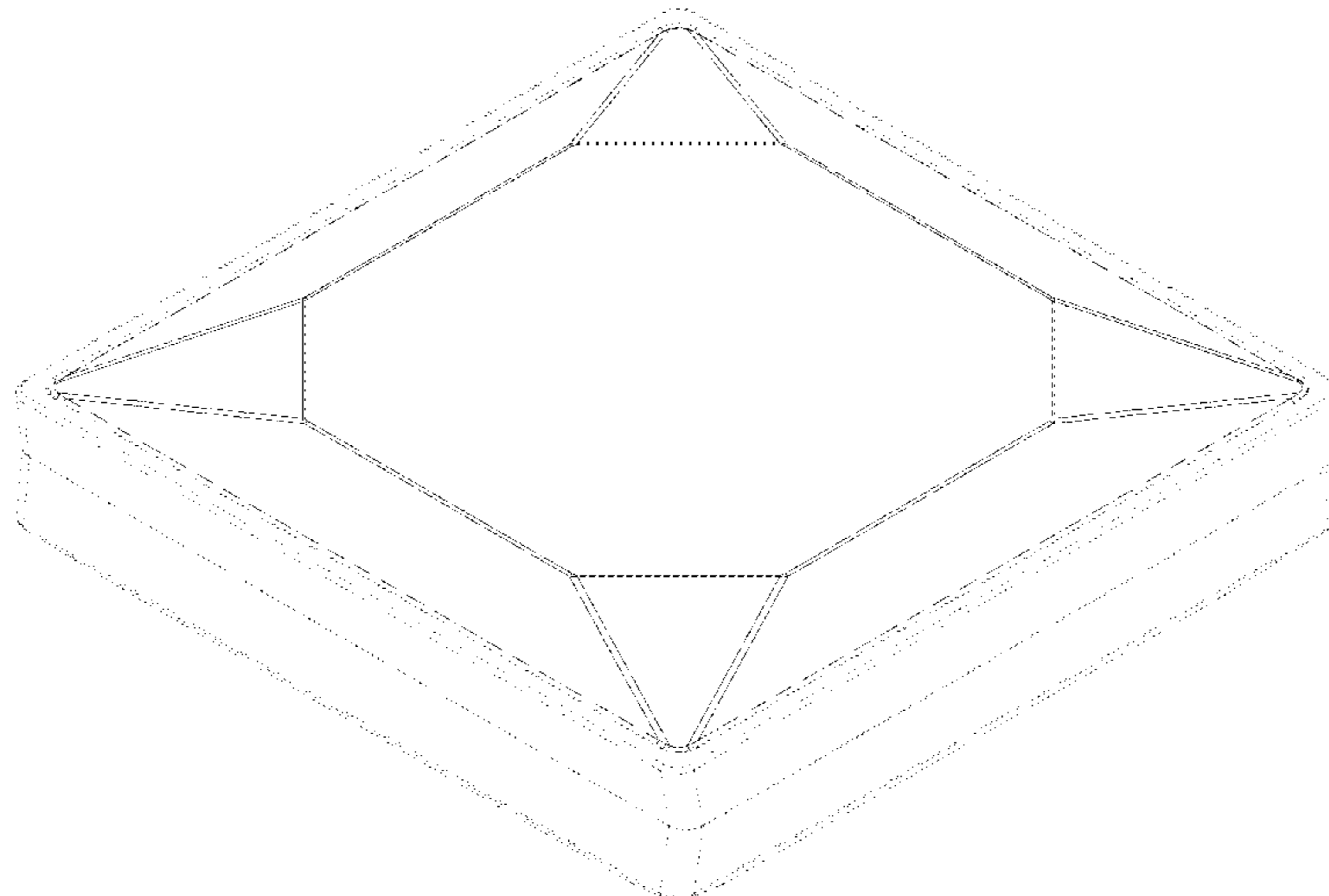
(56) **References Cited**

U.S. PATENT DOCUMENTS

D142,315 S *	8/1945	Beveridge	.....	D28/78
D301,641 S *	6/1989	Trabattoni	.....	D28/79
D309,511 S *	7/1990	Bertlin	.....	D28/78
D367,879 S *	3/1996	Smith	.....	D18/17
D396,004 S *	7/1998	Srinual	.....	D3/294
D496,133 S *	9/2004	Dittmer	.....	D28/83
D505,517 S *	5/2005	Baresi	.....	D28/87
D518,603 S *	4/2006	Dittmer	.....	D28/83
D595,455 S *	6/2009	Nagasaki	.....	D28/83
D630,017 S *	1/2011	Graff	.....	D3/316
D685,133 S *	6/2013	Yamamoto	.....	D28/81

(Continued)

**1 Claim, 21 Drawing Sheets**



(56)

**References Cited**

U.S. PATENT DOCUMENTS

D685,525 S	*	7/2013	Chou .....	D28/81
D708,789 S	*	7/2014	Schlatter .....	D28/87
D718,905 S	*	12/2014	Matsuishi .....	D28/83
D718,906 S	*	12/2014	Matsuishi .....	D28/83
D726,967 S	*	4/2015	Komai .....	D28/87
D777,984 S	*	1/2017	Son .....	D28/82
D845,540 S	*	4/2019	Lai .....	D28/8

\* cited by examiner

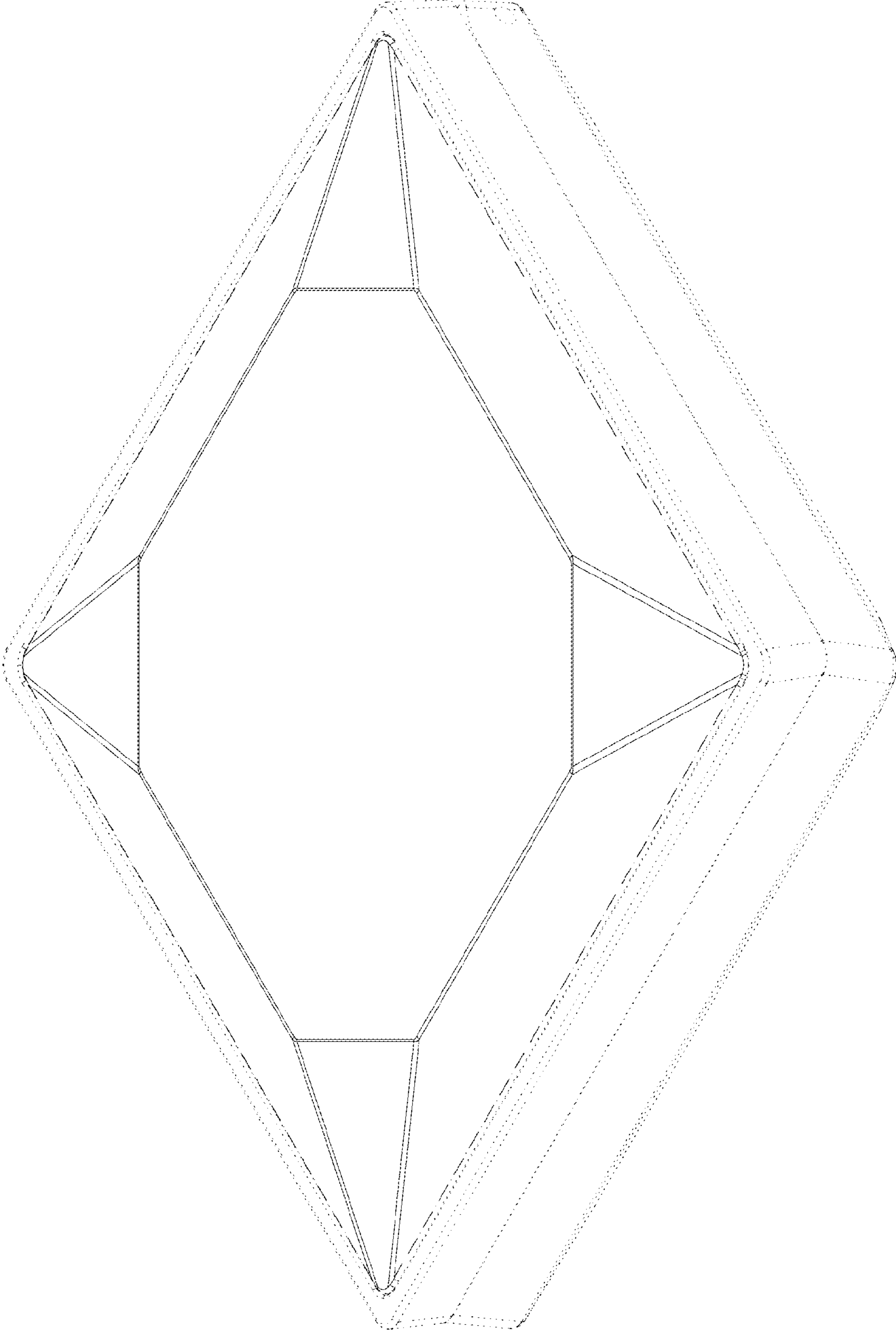


FIG. 1




FIG. 2




FIG. 3




FIG. 4




FIG. 5






FIG. 6






FIG. 7

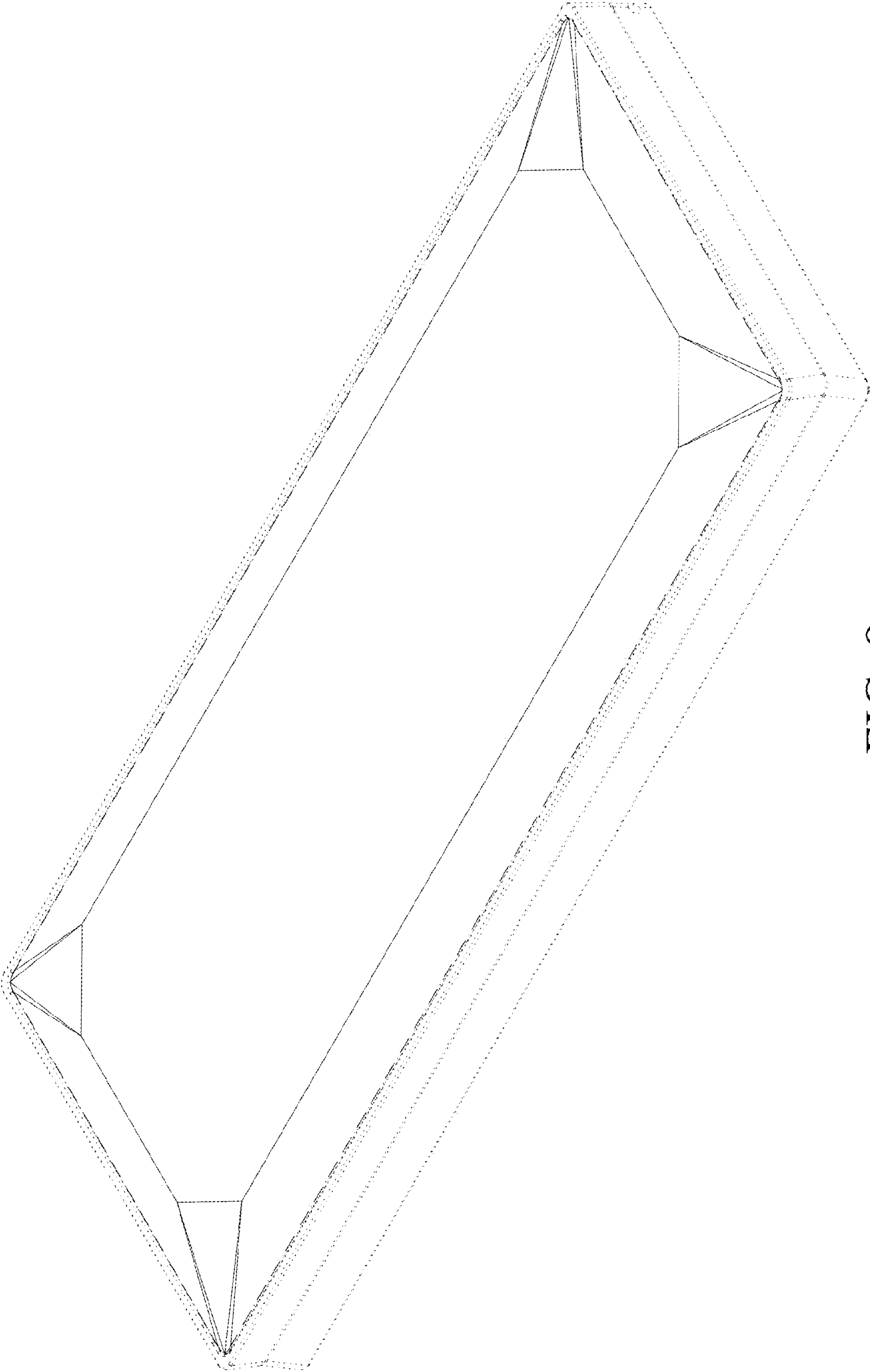


FIG. 8




FIG. 9




FIG. 10




FIG. 11




FIG. 12




FIG. 13






FIG. 14

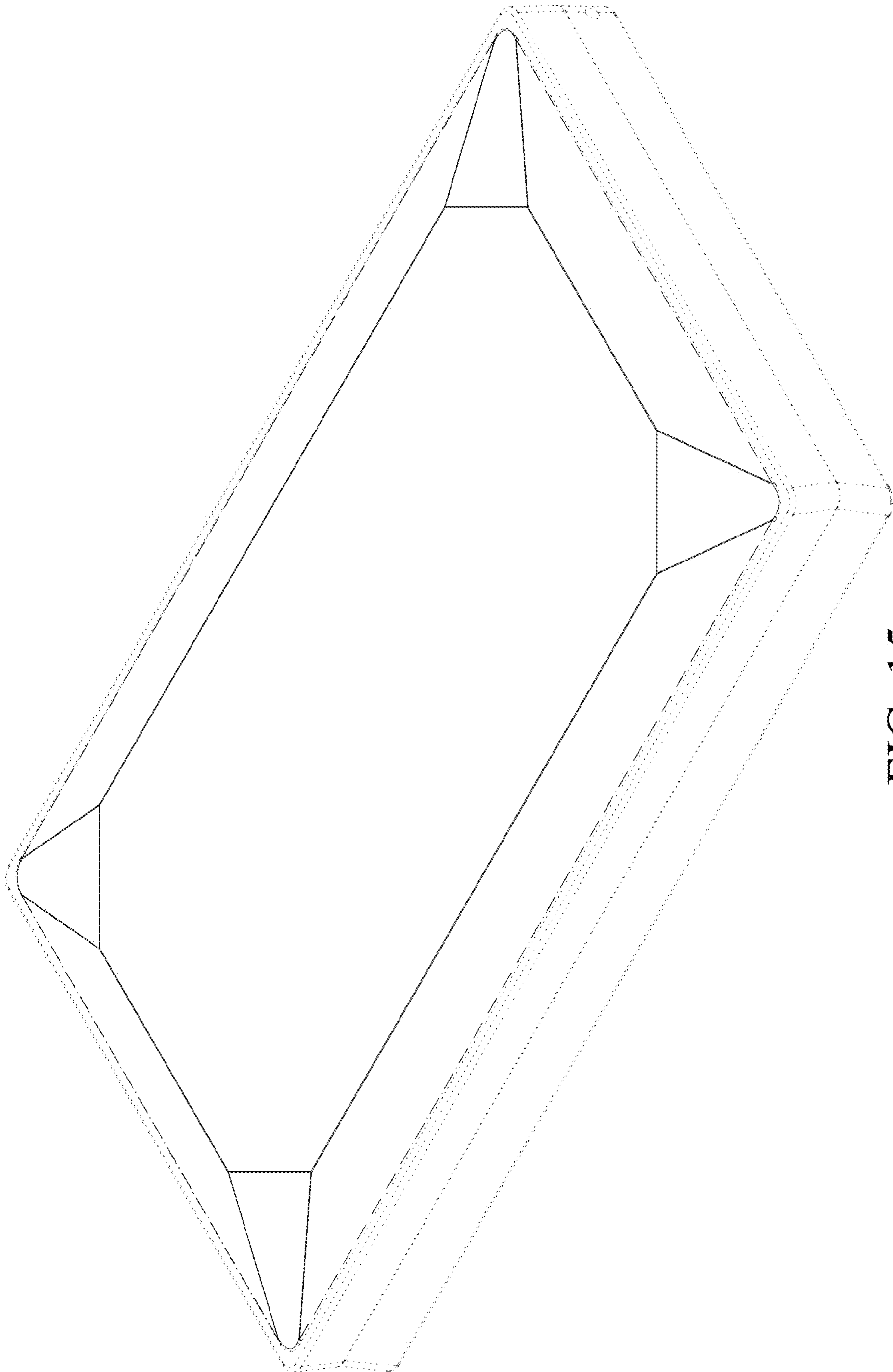


FIG. 15




FIG. 16




FIG. 17




FIG. 18




FIG. 19

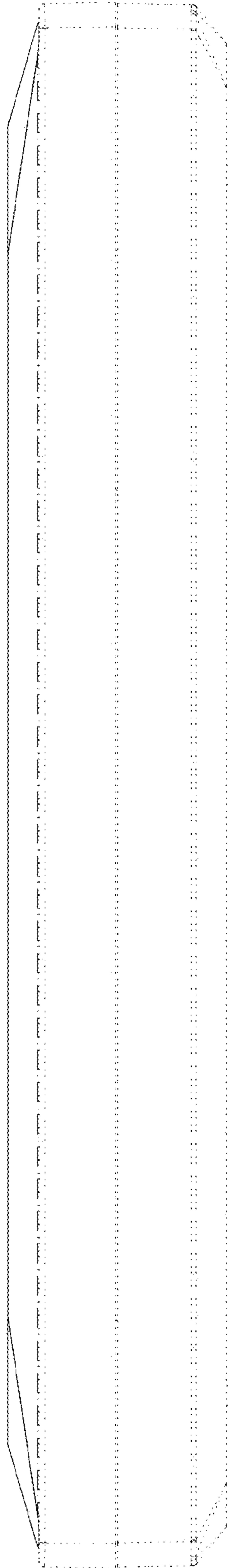


FIG. 20






FIG. 21