

US00D892404S

(12) **United States Design Patent** (10) **Patent No.:** **US D892,404 S**
Kim (45) **Date of Patent:** **** Aug. 4, 2020**

(54) **SPLATTER BRUSH**
(71) Applicant: **NEXAGEN CORP.**, Cerritos, CA (US)
(72) Inventor: **Edward Kim**, Cerritos, CA (US)
(**) Term: **15 Years**
(21) Appl. No.: **29/721,327**
(22) Filed: **Jan. 20, 2020**

D696,021 S * 12/2013 Hegemann D4/101
D738,628 S * 9/2015 Krohmer D4/118
D739,146 S * 9/2015 Kossowsky D4/110
D744,241 S * 12/2015 Krohmer D4/130
D758,081 S * 6/2016 Harmoush D4/105
D776,939 S * 1/2017 Krohmer D4/133
D781,593 S * 3/2017 Kaicker D4/128
D800,457 S * 10/2017 Kaicker D4/138
D824,177 S * 7/2018 Salm D4/138
D827,307 S * 9/2018 Chitayat D4/134
D830,064 S * 10/2018 Krohmer D4/135
D831,971 S * 10/2018 Porcaro D4/135
D866,192 S * 11/2019 Hwang D4/135

(Continued)

Related U.S. Application Data

(63) Continuation-in-part of application No. 29/653,815, filed on Jun. 19, 2018.
(51) **LOC (12) Cl.** **28-03**
(52) **U.S. Cl.**
USPC **D28/21**
(58) **Field of Classification Search**
USPC D28/21, 22, 23, 24, 25, 26, 27, 28, 29, D28/30, 31, 32, 33, 34, 35, 74; D4/105, D4/106, 109, 110, 111, 112, 117, 128, D4/130, 131, 132, 133, 134, 135, 136
CPC A46B 2200/01; A46B 2200/1046; A46B 2200/104; A46B 2200/1066; A46B 2200/20; A46B 2200/30; A46B 2200/10; A46B 1/00; A46B 3/00; A46B 5/00; A46B 7/00; A46B 9/00; A46B 13/00; A46B 15/00; A45D 24/00; A45D 24/007; A45D 24/02
See application file for complete search history.

OTHER PUBLICATIONS

SFX 108 Precision Splatter, announced Nov. 28, 2019 [online], retrieved Apr. 8, 2020, retrieved from internet, <https://www.bdelliumtools.com/products/sfx-108x-precision-splatter>.*

(Continued)

Primary Examiner — Barbara Fox
Assistant Examiner — Messina L Smith
(74) *Attorney, Agent, or Firm* — Dunlap, Bennett & Ludwig PLLC

(57) **CLAIM**

The ornamental design for a splatter brush, as shown and described.

DESCRIPTION

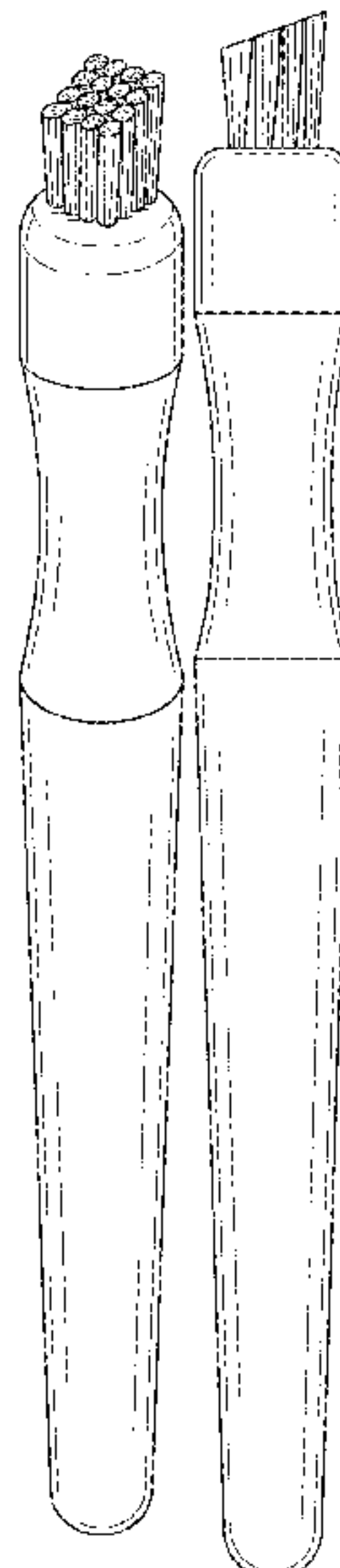
FIG. 1 is a front perspective view of a splatter brush, showing my new design;
FIG. 2 is a front elevation view thereof, the rear elevation view being a mirror image thereof;
FIG. 3 is a left side elevation view thereof;
FIG. 4 is a right side elevation view thereof;
FIG. 5 is a top plan view thereof; and,
FIG. 6 is a bottom plan view thereof.

1 Claim, 3 Drawing Sheets

(56) **References Cited**

U.S. PATENT DOCUMENTS

1,372,108 A * 3/1921 Timmis A46B 3/12 15/191.1
3,751,751 A * 8/1973 Karl A46B 15/00 15/192
D279,729 S * 7/1985 Polanish D4/135
D362,550 S * 9/1995 Narubin D4/135



(56)

References Cited

U.S. PATENT DOCUMENTS

2002/0083953 A1* 7/2002 Dorf A46B 3/10
132/200
2006/0024123 A1* 2/2006 Thorpe A45D 34/042
401/277
2006/0165473 A1* 7/2006 Hohlbein A46B 5/0062
401/132
2016/0128457 A1* 5/2016 Lim A46B 5/0033
401/118
2016/0262528 A1* 9/2016 Telwar A46B 3/10
2019/0045910 A1* 2/2019 Giuggio A46B 7/04
2020/0093247 A1* 3/2020 Guinness A46D 3/045

OTHER PUBLICATIONS

SFX 108 Precision Splatter, announced © 2020 [online], retrieved Apr. 8, 2020, retrieved from internet, <https://nuestrosegreto.com.mx/products/studio-sfx-108-precision-splatter>.*

* cited by examiner

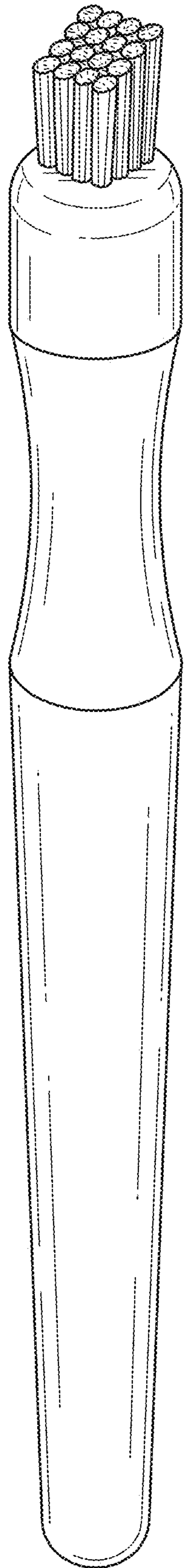


FIG. 1

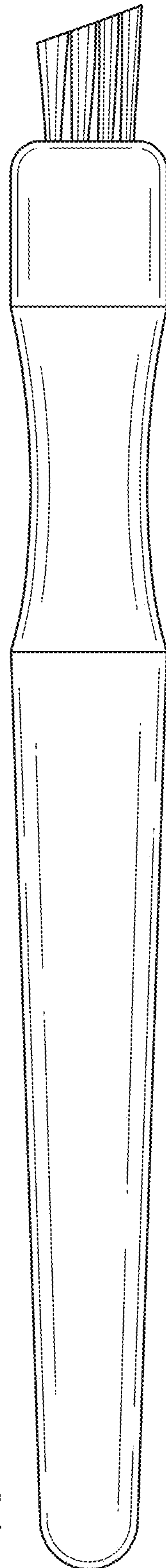


FIG. 2

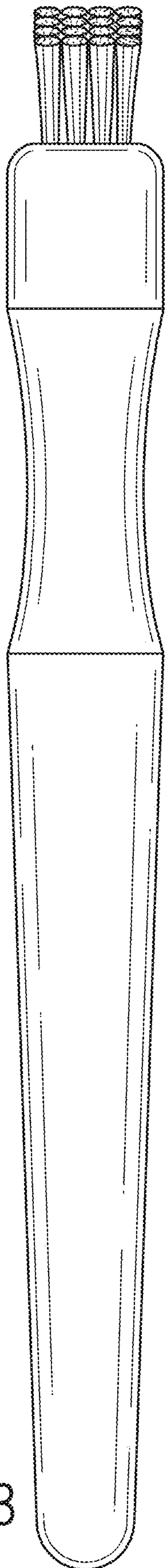


FIG. 3




FIG. 4

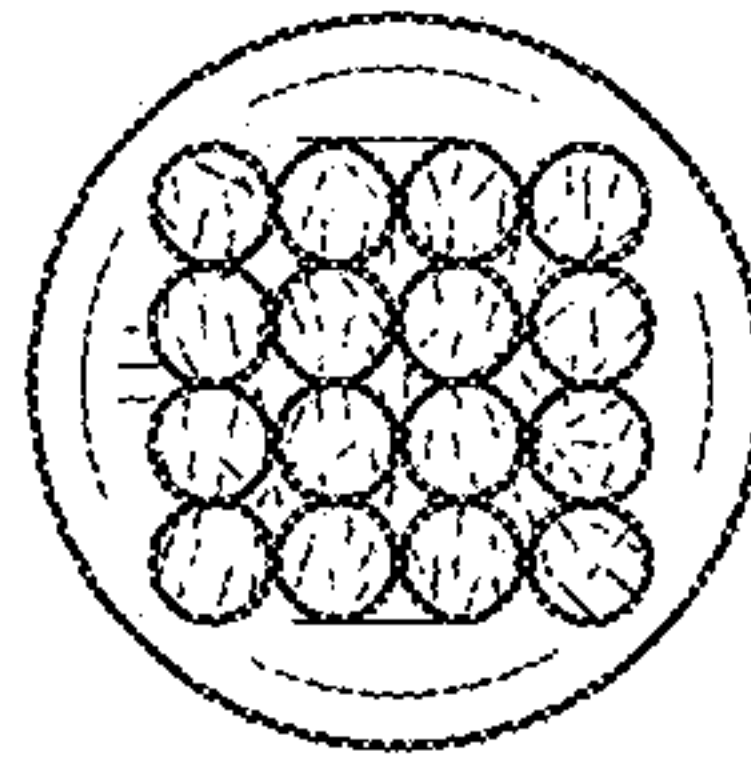


FIG. 5

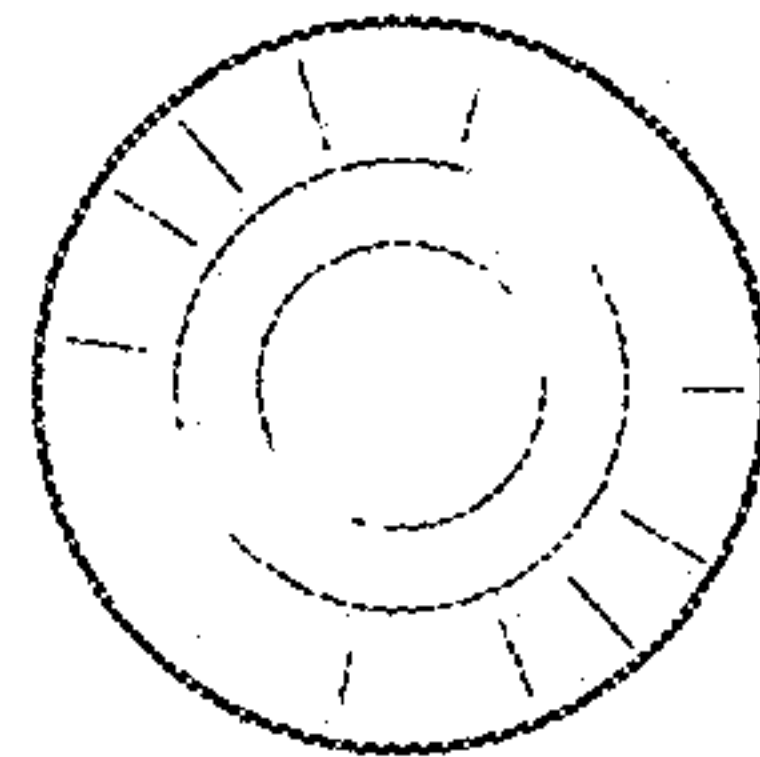


FIG. 6