



US00D892400S

(12) **United States Design Patent** (10) **Patent No.:** **US D892,400 S**  
**Nelson** (45) **Date of Patent:** **\*\* Aug. 4, 2020**

(54) **APPLICATOR**

(71) Applicant: **Beau Nelson**, Los Angeles, CA (US)

(72) Inventor: **Beau Nelson**, Los Angeles, CA (US)

(\*\*) Term: **15 Years**

(21) Appl. No.: **29/666,346**

(22) Filed: **Oct. 11, 2018**

(51) **LOC (12) Cl.** ..... **28-03**

(52) **U.S. Cl.**  
USPC ..... **D28/7; D24/119**

(58) **Field of Classification Search**  
USPC ..... D24/108, 110, 111, 112, 115, 119, 121,  
D24/122, 123, 130, 133, 141, 152, 186,  
D24/215; D28/7, 8; D9/436, 439, 440,  
D9/447, 723; D7/669; D32/40  
CPC ..... A61F 9/0008; B65D 47/18; B01L 3/0282  
See application file for complete search history.

(56) **References Cited**

U.S. PATENT DOCUMENTS

D74,231 S *	1/1928	Kincannon	.....	D28/8
D304,495 S *	11/1989	Tyo	.....	D24/211
D320,083 S *	9/1991	Casey	.....	D24/110
D362,501 S *	9/1995	Louviere	.....	D24/115
D371,494 S *	7/1996	Groene	.....	D8/14.1
D383,244 S *	9/1997	Lee	.....	D28/7
D406,921 S	3/1999	Roeder		
D507,075 S *	7/2005	Ames	.....	D28/7
D640,561 S *	6/2011	Seys	.....	D9/439
D656,040 S	3/2012	McCoy et al.		
D658,076 S	4/2012	McCoy et al.		
D658,504 S	5/2012	McCoy et al.		
D658,507 S	5/2012	McCoy et al.		
D661,202 S	6/2012	McCoy et al.		
D663,028 S	7/2012	Slayton		
D666,358 S *	8/2012	Albers	.....	D28/7
D667,132 S *	9/2012	Marshall	.....	D24/215
D670,982 S	11/2012	Goodwin et al.		

D678,080 S	3/2013	Haasteren		
D680,264 S *	4/2013	Manalo	.....	D28/7
D685,910 S	7/2013	Sundberg		
D687,595 S *	8/2013	Albers	.....	D28/7
D690,790 S	10/2013	Wortley et al.		
D690,791 S	10/2013	Wortley et al.		
D690,792 S	10/2013	Wortley et al.		
D690,793 S	10/2013	Wortley et al.		
D695,399 S *	12/2013	Sadot	.....	D24/133
D700,949 S	3/2014	Wortley et al.		
D700,950 S	3/2014	Wortley et al.		
D701,287 S	3/2014	Wortley et al.		

(Continued)

*Primary Examiner* — Susan E Krakower  
*Assistant Examiner* — L. A. Grabenstetter  
(74) *Attorney, Agent, or Firm* — Adamsip, LLC; J. Hunter Adams; Stephen Thompson

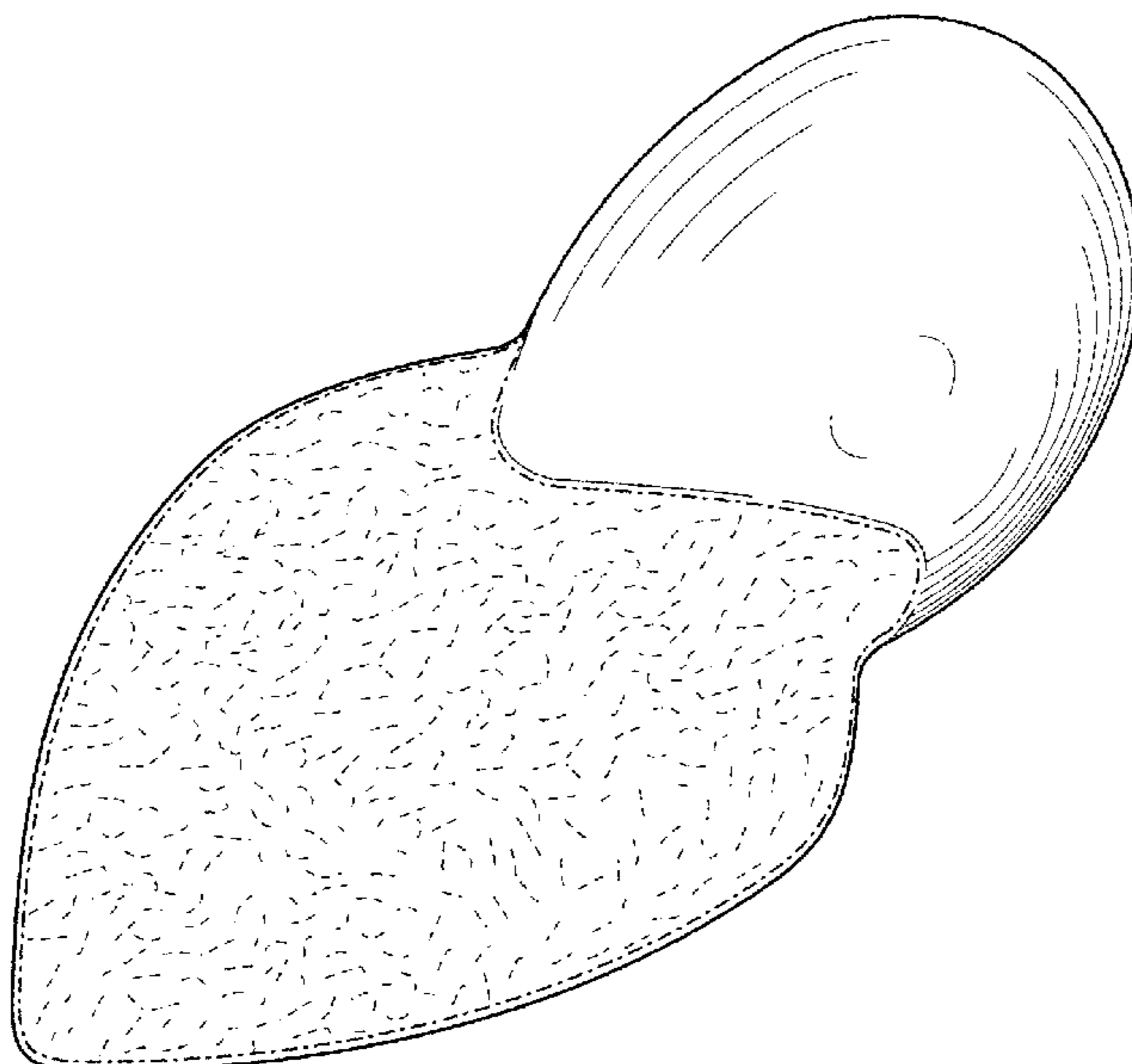
(57) **CLAIM**

The ornamental design for an applicator, as shown and described.

**DESCRIPTION**

FIG. 1 is a top perspective view of an applicator showing the claimed design;  
FIG. 2 is a front view thereof;  
FIG. 3 is a back view thereof;  
FIG. 4 is a left side view thereof;  
FIG. 5 is a right side view thereof;  
FIG. 6 is a top view thereof; and,  
FIG. 7 is a bottom view thereof.  
The dashed broken lines in the figures show portions of the applicator that form no part of the claimed design. The dot-dash broken lines in the figures indicate boundaries between the claimed and unclaimed portion of the design, wherein the portions of the applicator enclosed by dot-dashed broken lines form no part of the claimed design. The shade lines in the figures show contour and not surface ornamentation.

**1 Claim, 4 Drawing Sheets**



(56)

**References Cited**

U.S. PATENT DOCUMENTS

D701,600	S	*	3/2014	Kauffman .....	D24/119
D701,938	S		4/2014	Wortley et al.	
D709,646	S	*	7/2014	Celia .....	D28/7
D716,655	S		11/2014	Ericson	
D741,068	S		10/2015	Frazier	
D746,520	S		12/2015	Anderson et al.	
D758,008	S	*	5/2016	Kolby .....	D28/7
D770,092	S	*	10/2016	Lim .....	D28/7
D772,481	S		11/2016	Paquet	
D775,416	S	*	12/2016	Celia, Jr. ....	D28/7
D789,600	S	*	6/2017	Nicoline .....	D28/7
D789,601	S	*	6/2017	Nicoline .....	D28/7
D796,114	S	*	8/2017	Nicoline .....	D28/7
D804,920	S		12/2017	Valerie, Sr.	
D827,926	S	*	9/2018	Stark .....	D28/7
2012/0204899	A1	*	8/2012	Uehara .....	A45D 34/045 132/320

\* cited by examiner

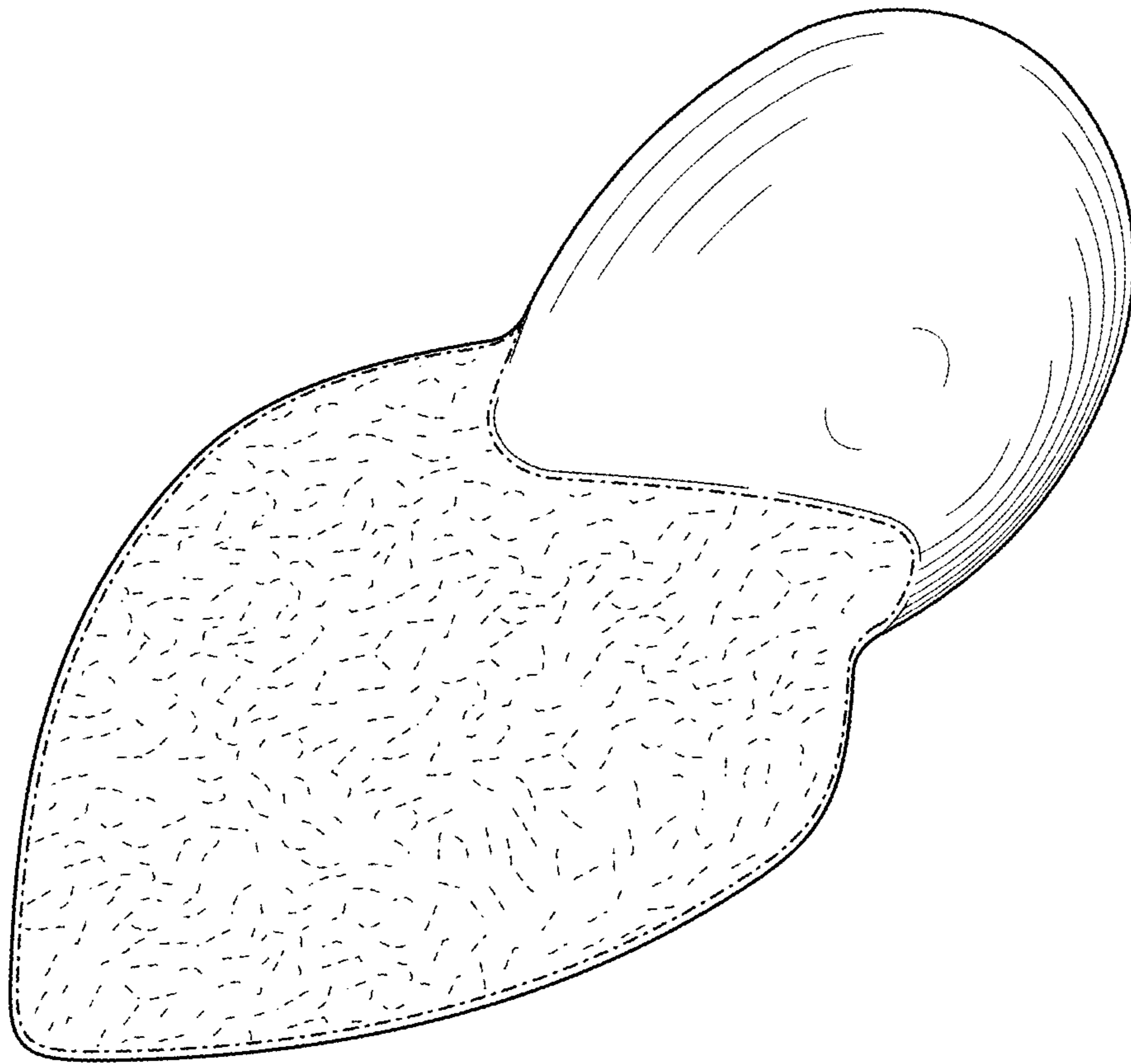


FIG. 1

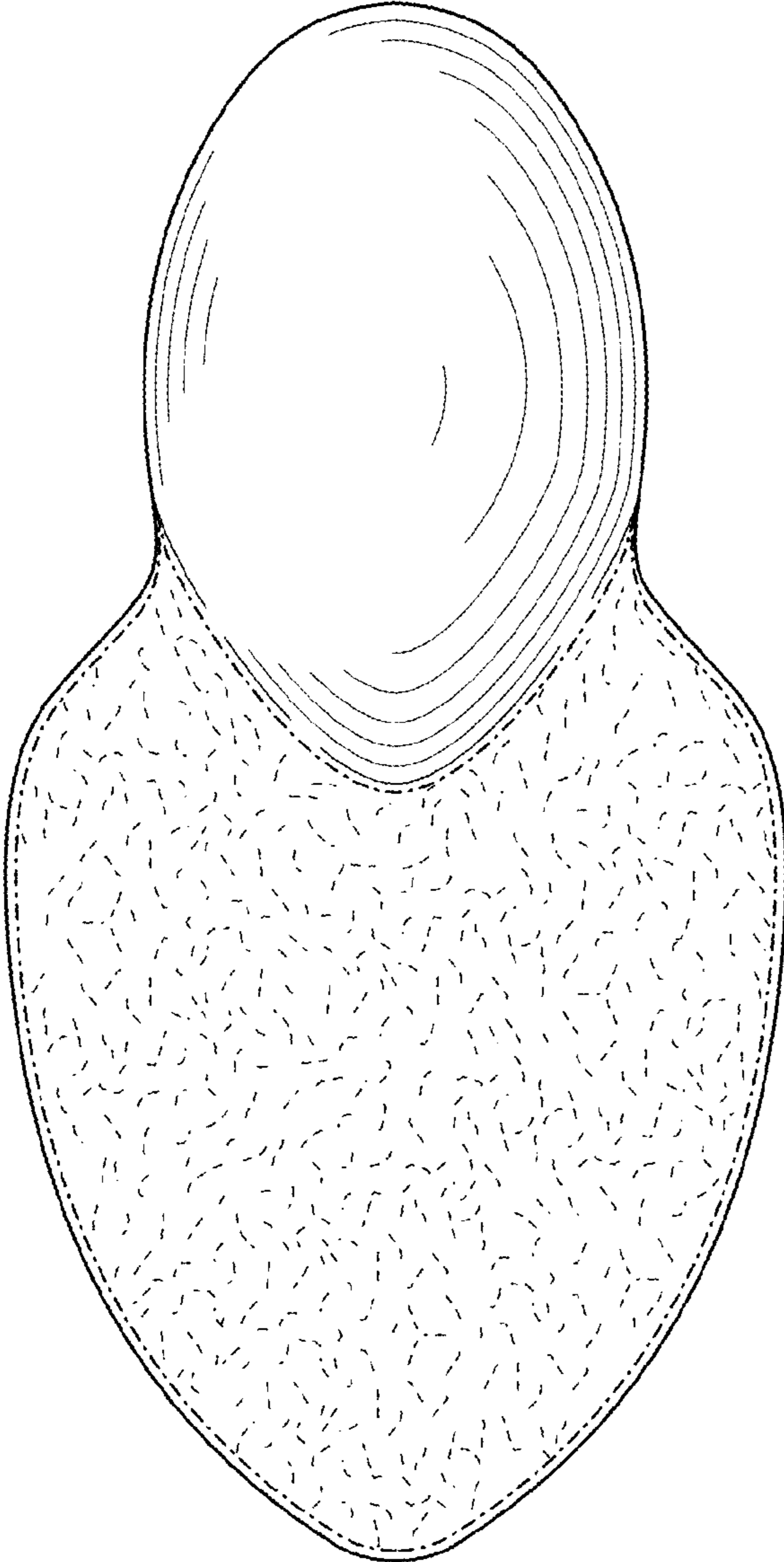


FIG. 2

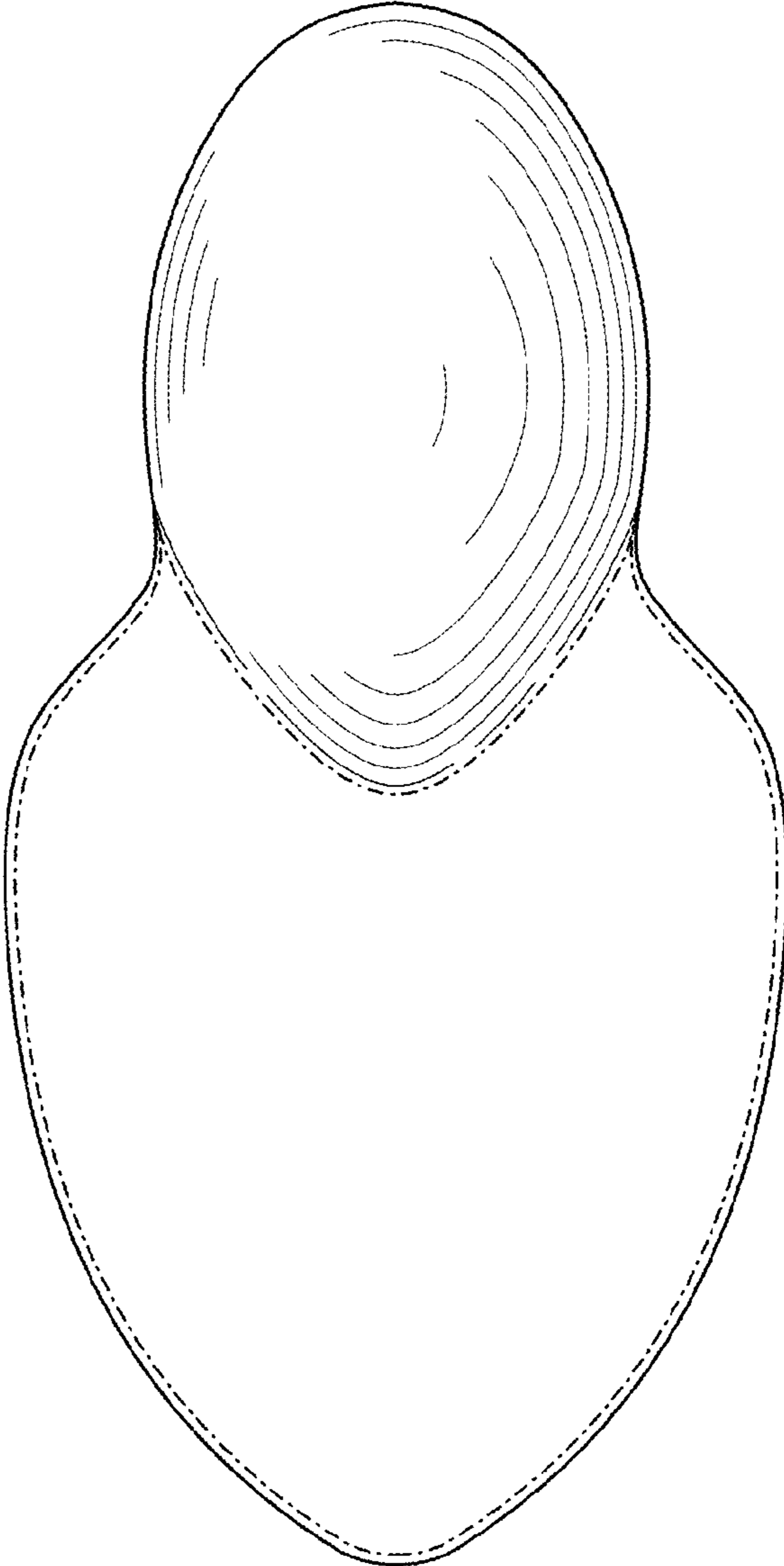


FIG. 3

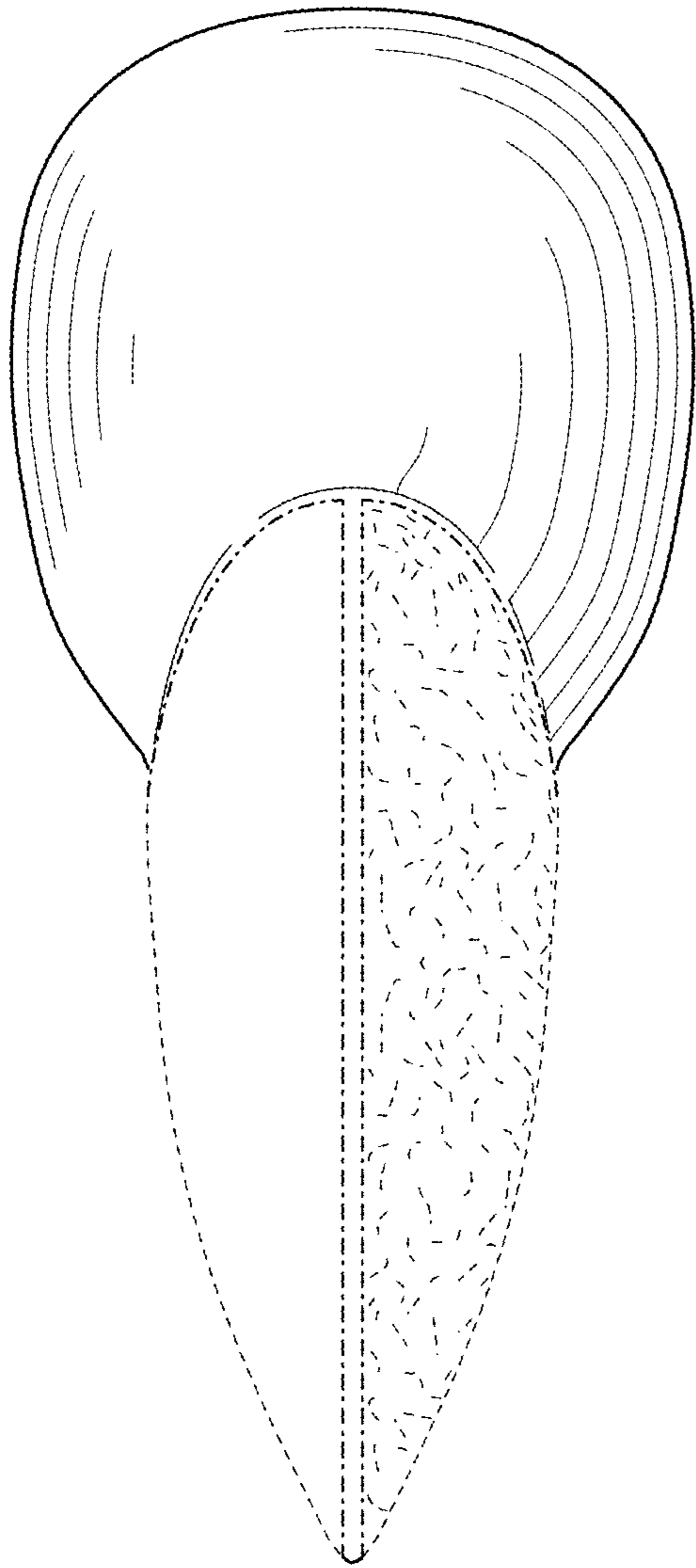


FIG. 4

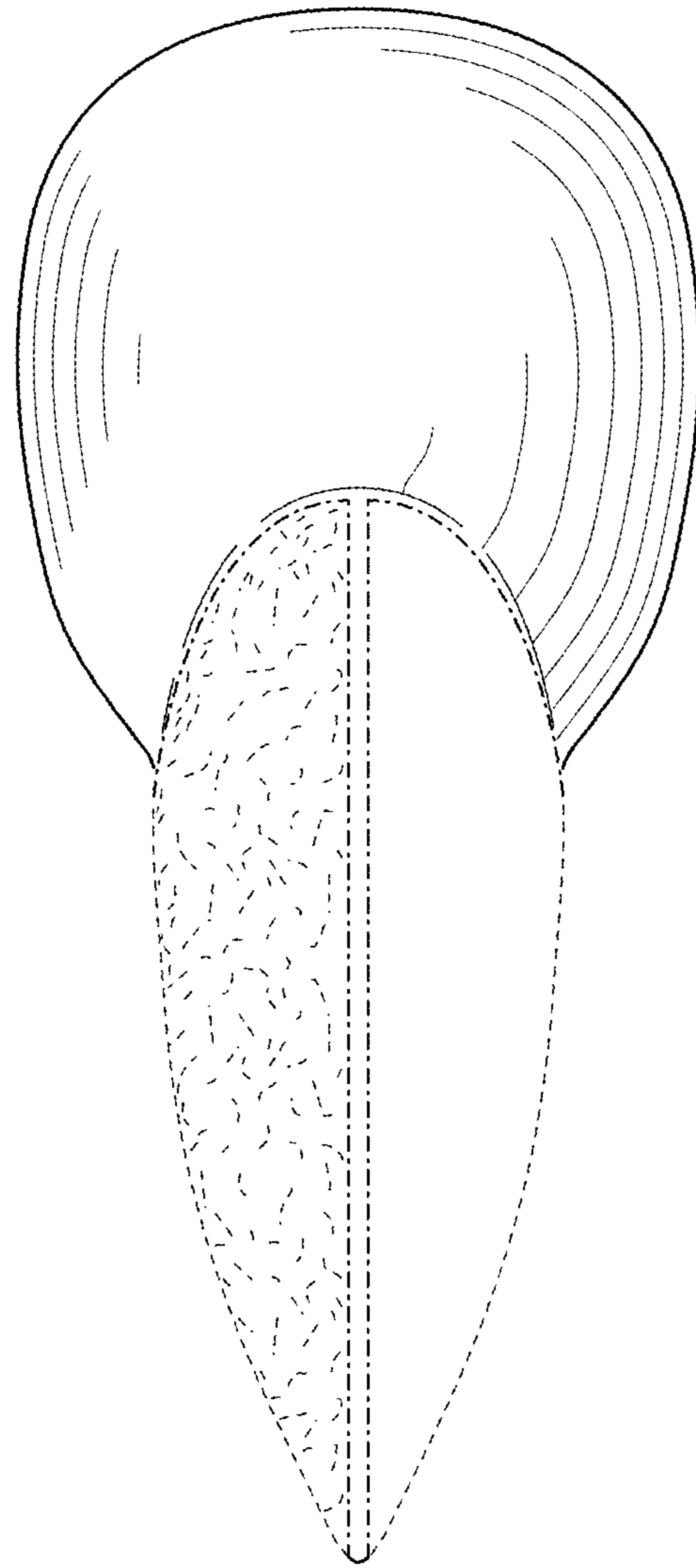


FIG. 5

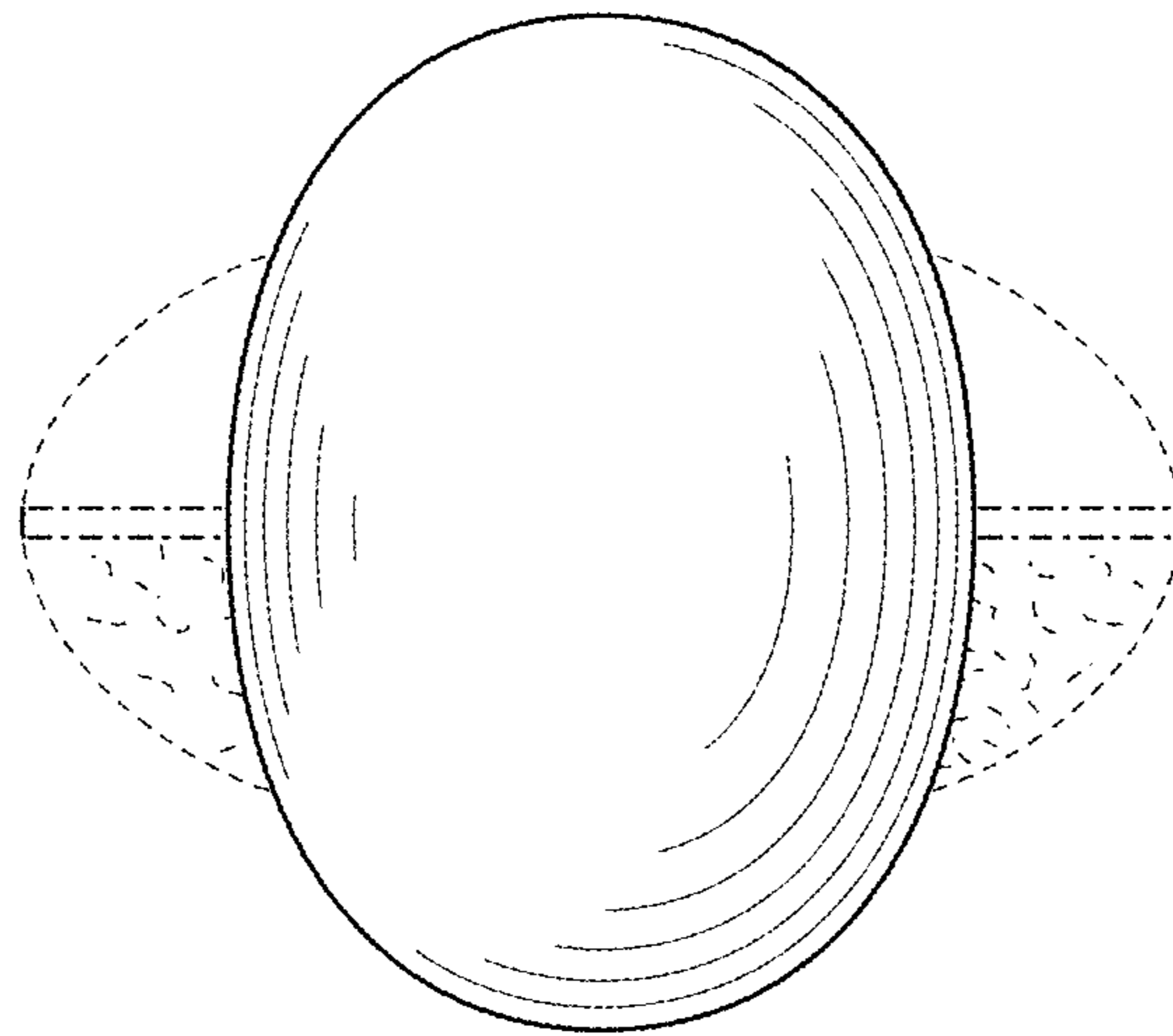


FIG. 6

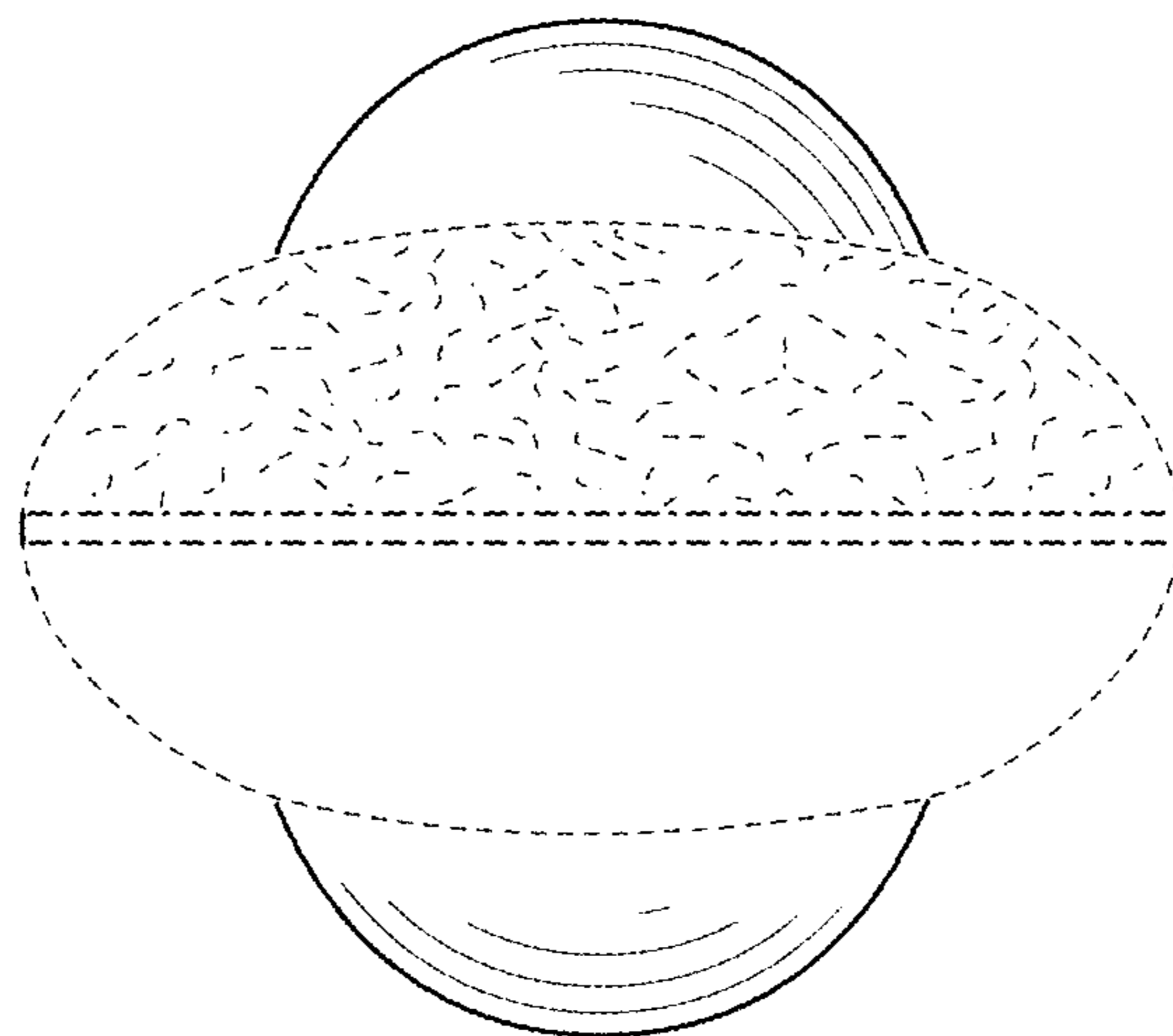


FIG. 7