



US00D892399S

(12) **United States Design Patent** (10) **Patent No.:** **US D892,399 S**
Peters (45) **Date of Patent:** **** Aug. 4, 2020**

(54) **COSMETIC SPONGE**
(71) Applicant: **Shelley Peters**, Alton (CA)
(72) Inventor: **Shelley Peters**, Alton (CA)
(**) Term: **15 Years**
(21) Appl. No.: **29/651,236**

D800,961 S * 10/2017 Silva A47K 7/02
D28/7
D808,582 S * 1/2018 Mi D28/7
D811,654 S * 2/2018 Nicoline D28/7
D822,277 S * 7/2018 Xavier D28/7
D827,926 S * 9/2018 Stark D28/7
D831,886 S * 10/2018 Patel D28/7
D832,506 S * 10/2018 Celia D28/7
D868,370 S * 11/2019 Farrugia D28/7
2019/0069662 A1 * 3/2019 Peters A45D 34/04

(22) Filed: **Feb. 20, 2018**
(51) **LOC (12) Cl.** **28-02**
(52) **U.S. Cl.**
USPC **D28/7**
(58) **Field of Classification Search**
USPC D28/7, 8, 59, 76, 82, 83, 99; D4/137;
D19/187, 189
CPC A45D 2200/10; A45D 2200/1018; A45D
2200/1009; A45D 2200/1036; A45D
2200/10; A45D 40/262
See application file for complete search history.

OTHER PUBLICATIONS

Beauty Blender Sponge, <https://www.macys.com/shop/product/beautyblender-original-make-up-sponge-applicator?ID=2389948>.
Pony Effect Blender Sponge, <http://www.chirstinahello.com/pony-effect-pebble-blender-review/>.

* cited by examiner

Primary Examiner — Marissa J Cash
Assistant Examiner — Rebecca Tsehaye

(56) **References Cited**

U.S. PATENT DOCUMENTS

D450,165 S * 11/2001 Osiecki D28/63
D623,371 S * 9/2010 Li D32/40
D639,856 S * 6/2011 Åhman D19/188
D640,827 S 6/2011 Ninomiya
D666,358 S * 8/2012 Albers D28/7
D680,264 S 4/2013 Manalo
D685,545 S * 7/2013 Ono D32/40
D707,390 S 6/2014 Bunkley
D724,285 S 3/2015 Michelson et al.
D758,008 S 5/2016 Kolby et al.
D789,600 S 6/2017 Nicoline
D796,114 S 8/2017 Nicoline

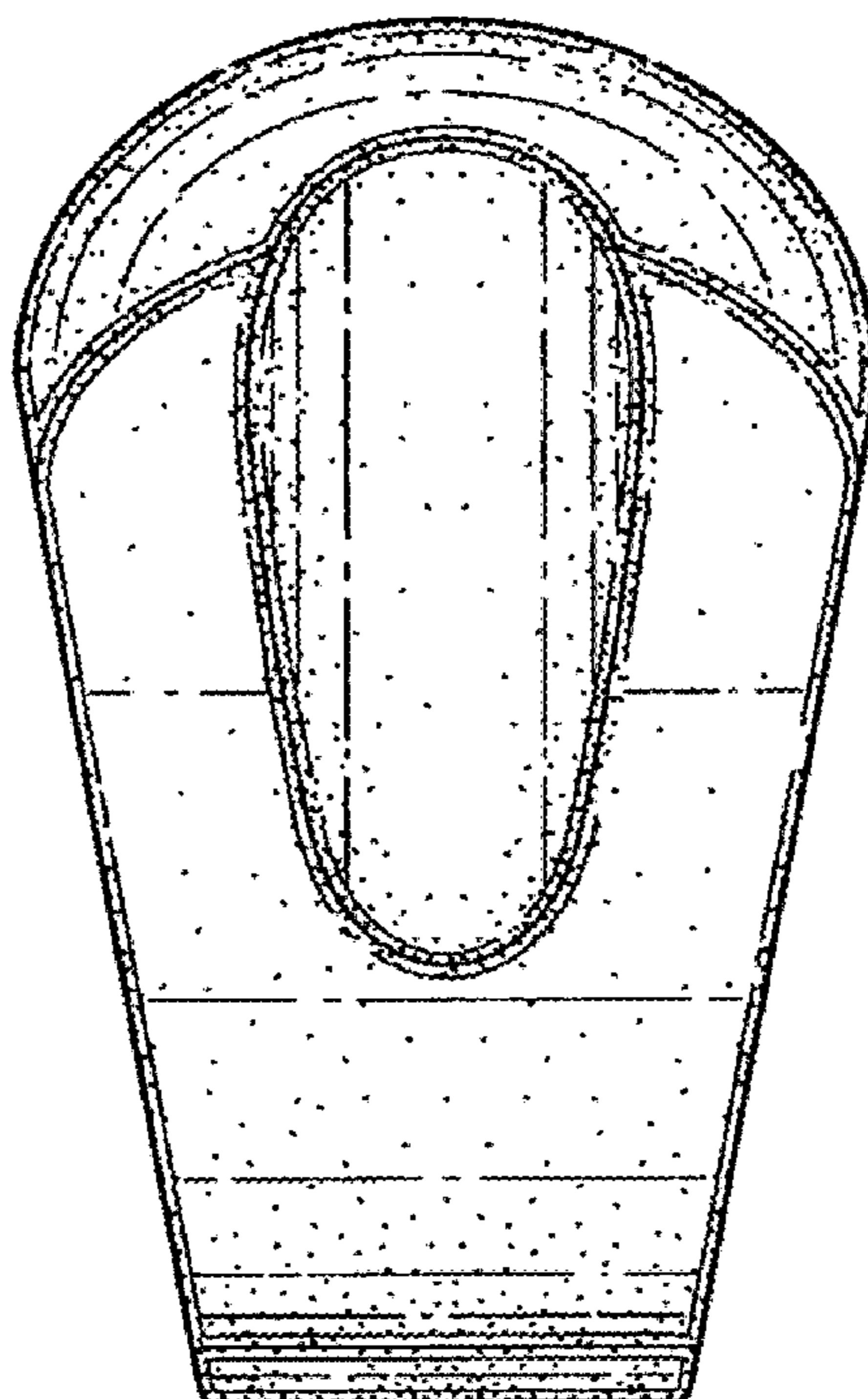
(57) **CLAIM**

I claim the ornamental design for a cosmetic sponge, as shown and described.

DESCRIPTION

FIG. 1 is a right side view of a cosmetic sponge showing my new design, the left side view being identical;
FIG. 2 is a front elevational view thereof, the rear elevational view being identical;
FIG. 3 is a top plan view thereof;
FIG. 4 is a bottom plan view; and,
FIG. 5 is a perspective of a cosmetic sponge.

1 Claim, 3 Drawing Sheets



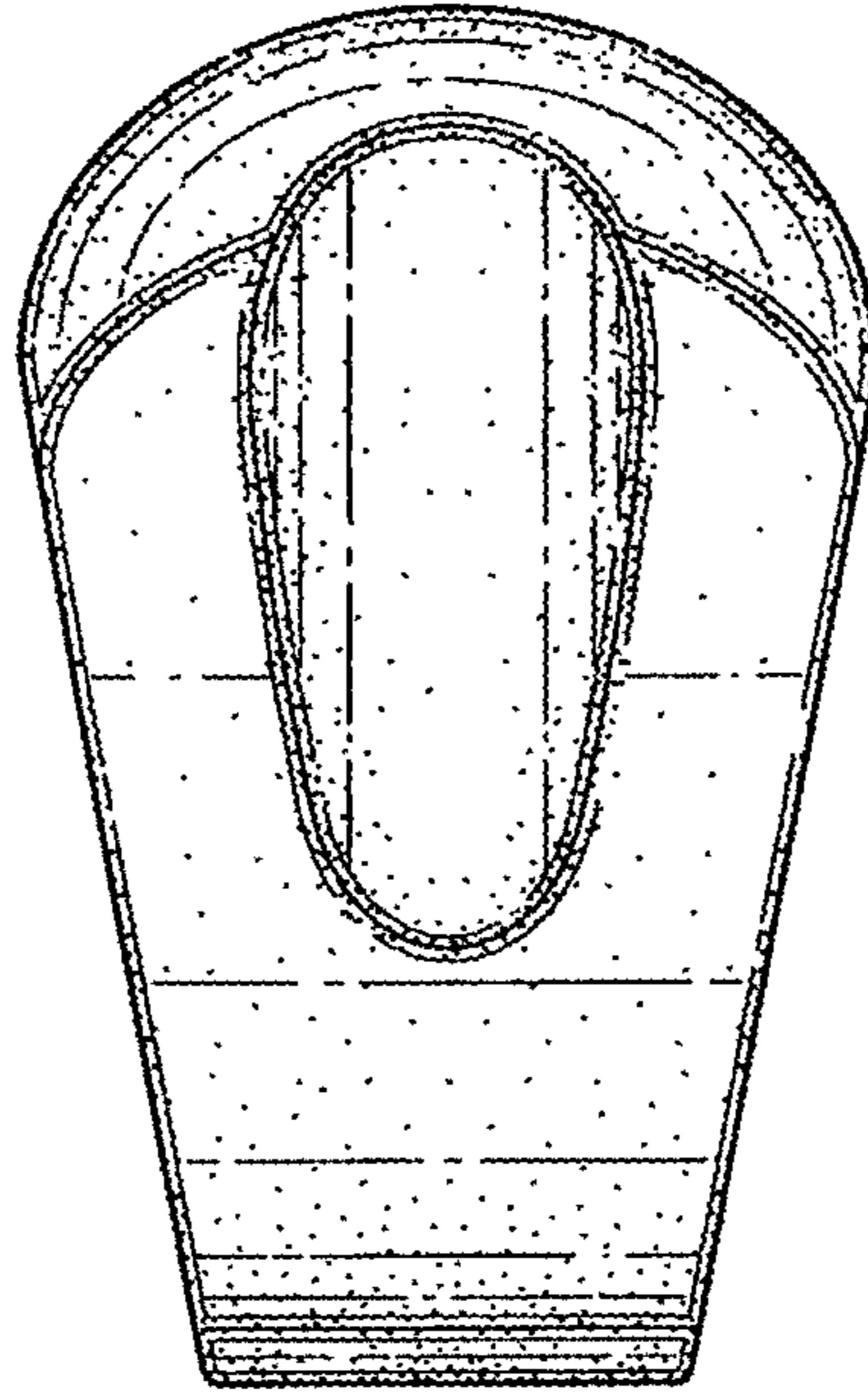


FIG. 1

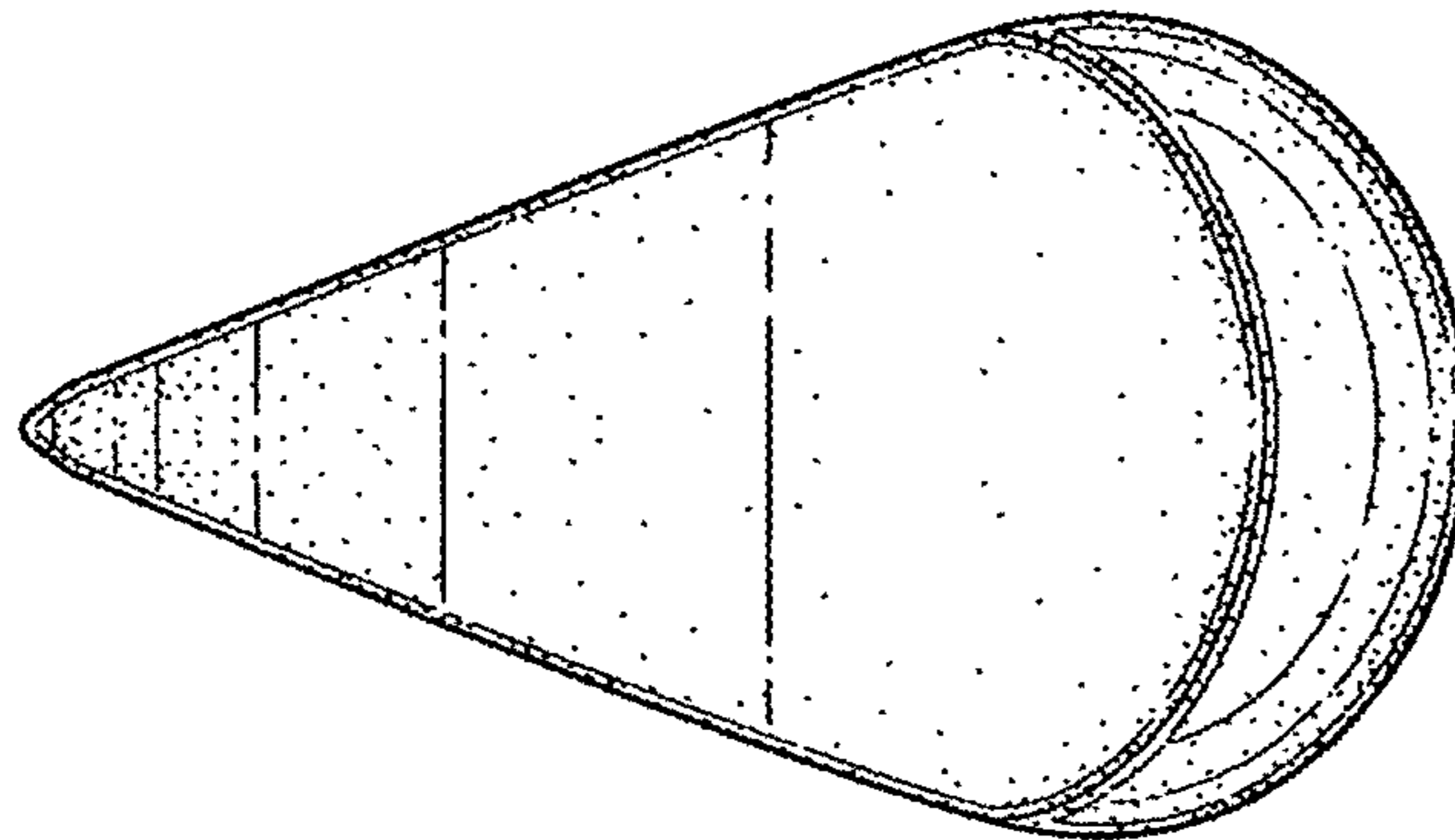


FIG. 2

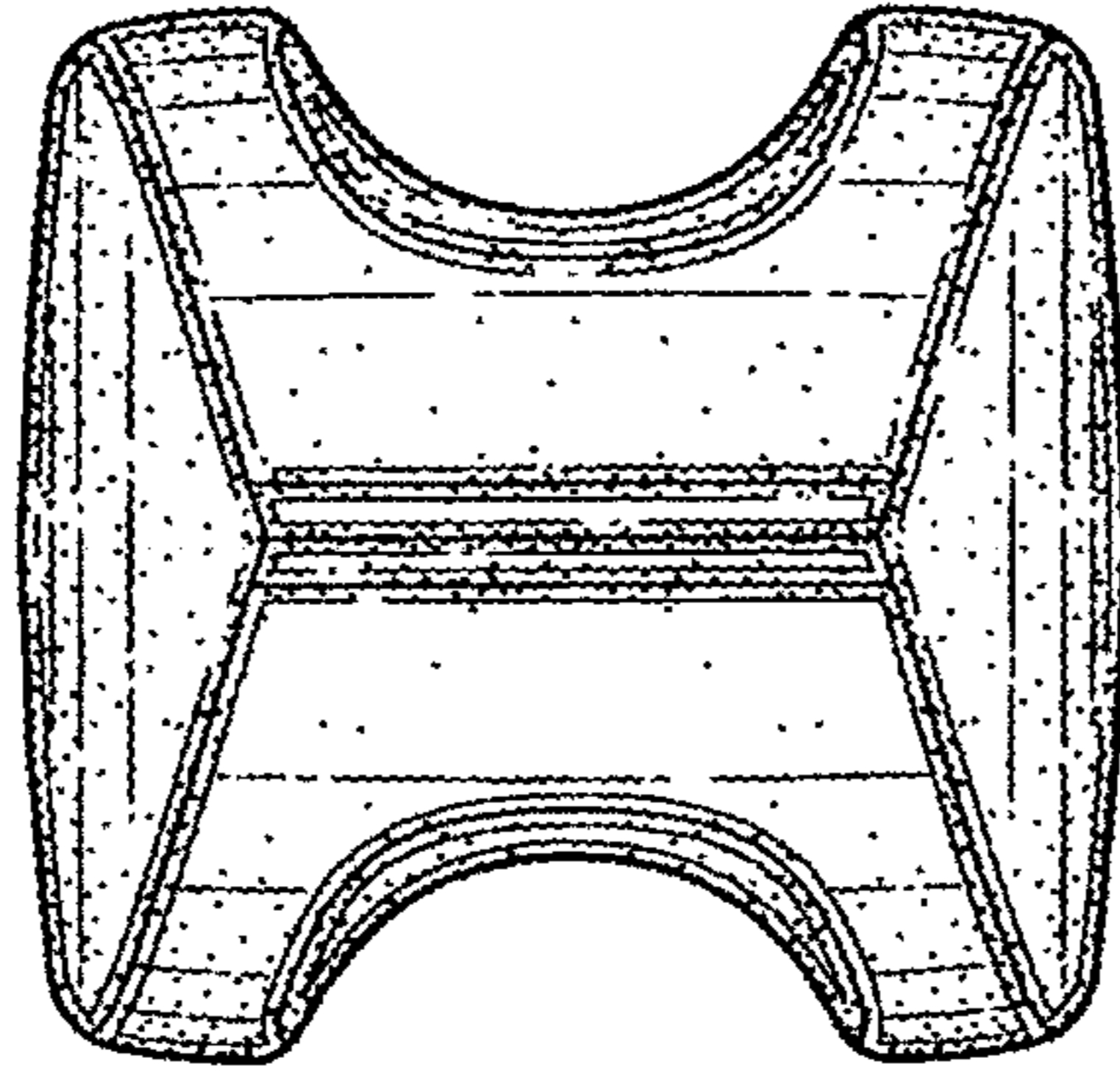


FIG. 3

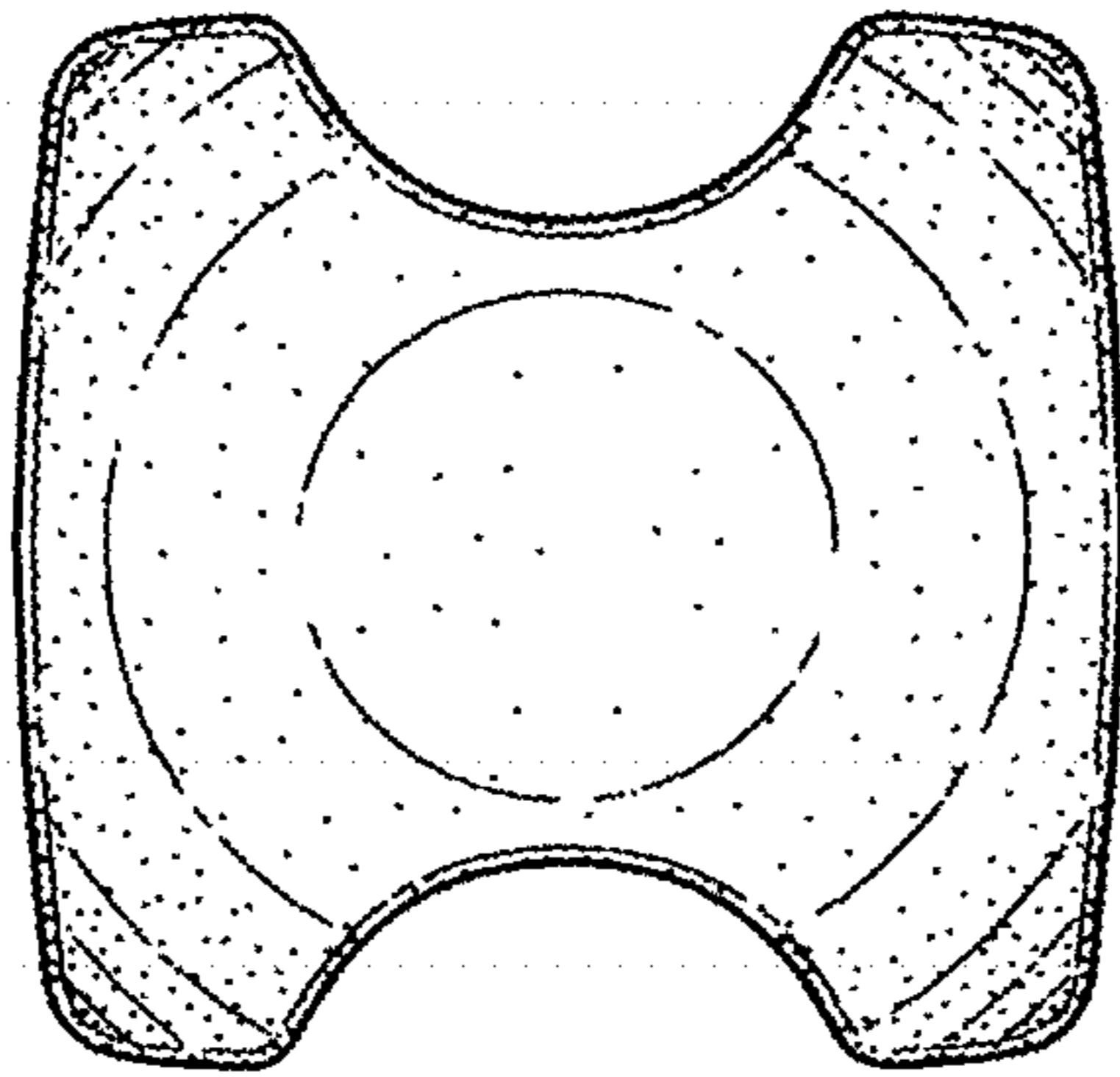


FIG. 4

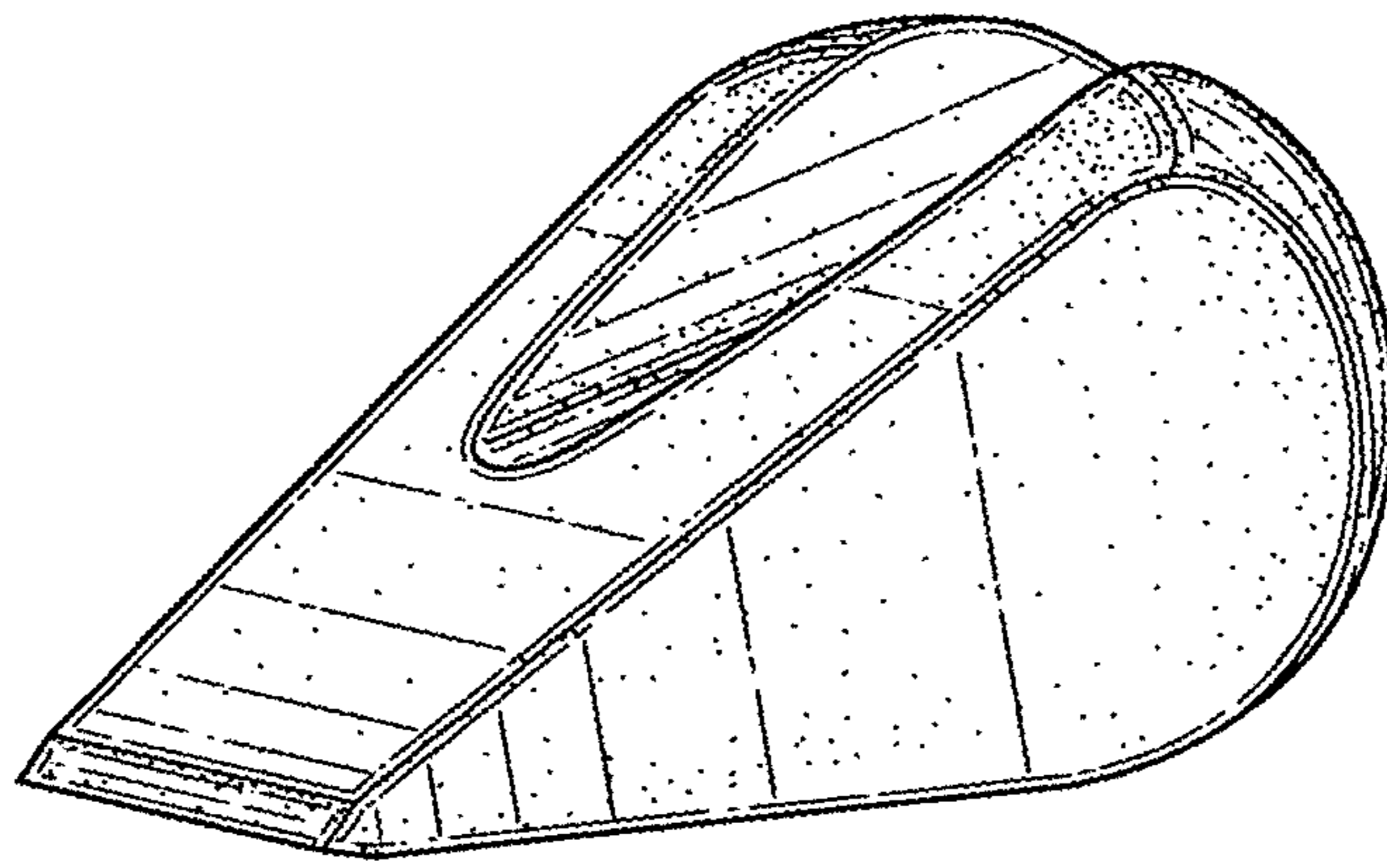


FIG. 5