



US00D892353S

(12) **United States Design Patent**
Greene

(10) **Patent No.:** **US D892,353 S**

(45) **Date of Patent:** **** Aug. 4, 2020**

(54) **INSERT FOR A DOOR SEAL ASSEMBLY**

(71) Applicant: **Jacobs & Thompson Inc.**, Toronto
(CA)

(72) Inventor: **Robert Greene**, Barrie (CA)

(73) Assignee: **JACOBS & THOMPSON INC.**,
Toronto (CA)

(**) Term: **15 Years**

(21) Appl. No.: **29/700,565**

(22) Filed: **Aug. 2, 2019**

Related U.S. Application Data

(62) Division of application No. 29/596,459, filed on Mar. 8, 2017, now Pat. No. Des. 855,830.

(51) **LOC (12) Cl.** **25-01**

(52) **U.S. Cl.**
USPC **D25/48.2**

(58) **Field of Classification Search**

USPC D25/48.2, 119, 122, 123, 124, 125
CPC E06B 7/18; E06B 7/22; E06B 7/26; E06B
7/231; E06B 7/2305; E06B 7/2309; E06B
7/2312; E06B 7/2314; E06B 7/2316;
E06B 3/28; E06B 1/70; A62C 3/14; B60J
10/16; B60J 10/86; B60J 10/235

See application file for complete search history.

(56) **References Cited**

U.S. PATENT DOCUMENTS

1,991,776 A * 2/1935 Gail E06B 7/2309
49/493.1
2,417,470 A * 3/1947 Czerwicznik E06B 7/18
49/480.1
2,657,438 A * 11/1953 Spraragen E06B 7/2314
49/492.1
2,739,358 A * 3/1956 Kunkel E06B 7/2312
49/475.1

2,858,583 A * 11/1958 McEvoy E06B 7/2316
49/469
2,949,651 A * 8/1960 Hill E06B 7/2316
49/493.1
3,079,652 A * 3/1963 Wahlfeld E06B 1/70
49/469
3,273,287 A * 9/1966 Pease, Jr. E06B 1/70
49/468
3,360,887 A * 1/1968 Parks E06B 7/2312
49/490.1
3,681,887 A * 8/1972 Loew B60R 13/04
52/716.6

(Continued)

OTHER PUBLICATIONS

https://hw.menardc.com/main/items/media/WJ DEN001/Prod_Tech_Spec/WJ DBrochure4_2015.pdf Last modified Dec. 3, 2015 (Year: 2015).

(Continued)

Primary Examiner — Leanne Was-Englehart

(74) *Attorney, Agent, or Firm* — Millman IP Inc.

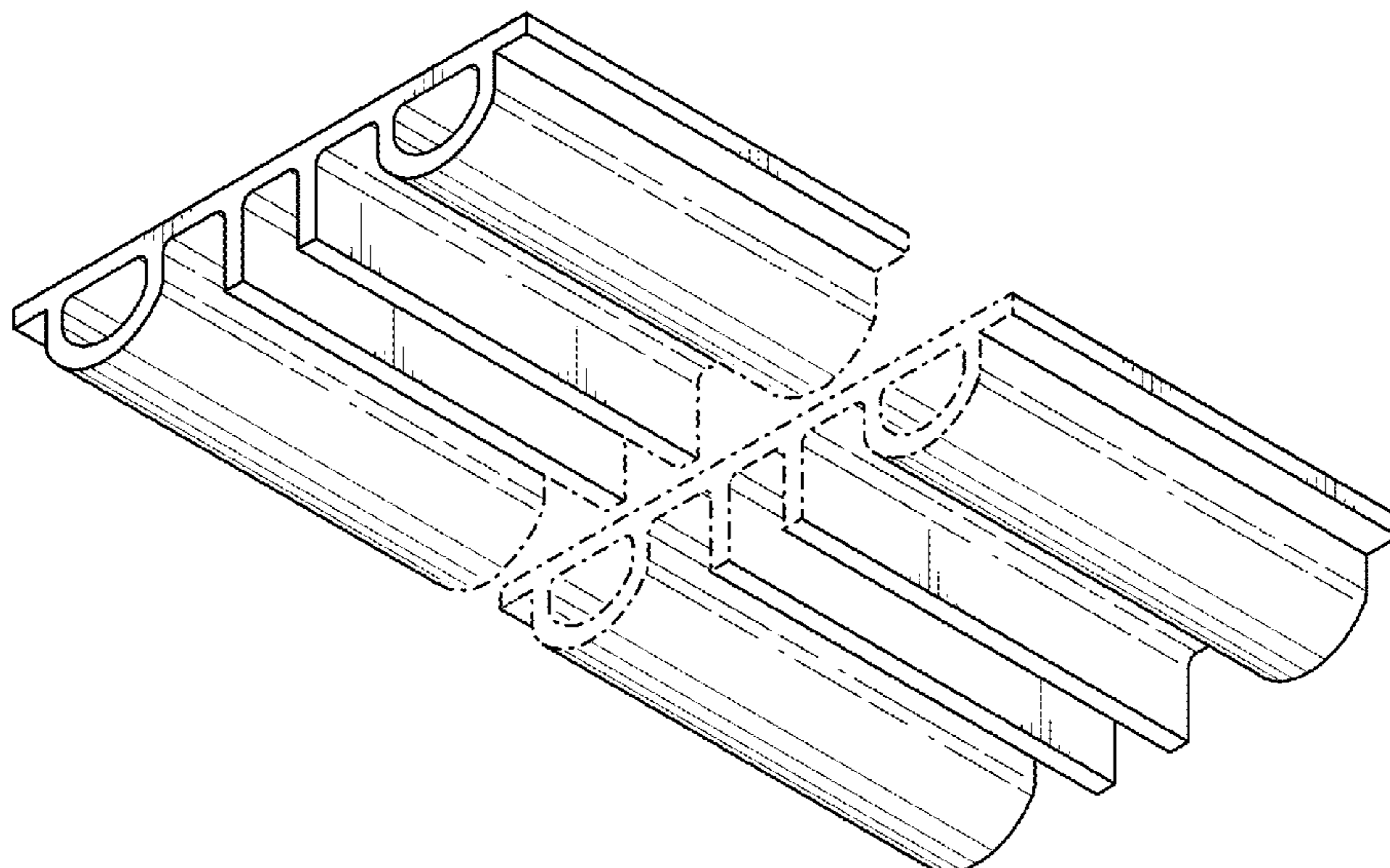
(57) **CLAIM**

The design for an insert for a door seal assembly, as shown and described.

DESCRIPTION

FIG. 1 is a perspective view from below, to the front and to one side of an insert for a door seal assembly;
FIG. 2 is a front view thereof, with a rear view being identical thereto;
FIG. 3 is a left side view thereof, with a right side view being identical thereto;
FIG. 4 is a top view thereof; and,
FIG. 5 is a bottom view thereof.
In the drawings, the break lines depict the bounds of the claim. The area between the break lines forms no part of the claimed design.

1 Claim, 2 Drawing Sheets



(56)

References Cited

U.S. PATENT DOCUMENTS

3,690,037 A * 9/1972 Kempel E06B 1/70
49/380
4,006,562 A * 2/1977 Belanger E06B 7/2312
49/380
4,104,830 A * 8/1978 Eagle E06B 1/70
49/468
D255,903 S * 7/1980 Cable 72/428
D269,910 S * 7/1983 Johansson D25/124
4,399,640 A * 8/1983 Porter E06B 3/28
160/368.1
4,527,807 A * 7/1985 Urbanick E06B 7/2312
277/642
4,565,033 A * 1/1986 Tinfow E06B 1/70
49/468
4,860,495 A * 8/1989 Kessler E06B 7/2309
49/498.1
5,007,203 A 4/1991 Katrynuik
5,056,263 A * 10/1991 Bies E06B 7/2312
49/470
5,174,065 A * 12/1992 Schlicht E06B 7/2312
49/470
5,189,840 A * 3/1993 Yanagizawa E06B 7/22
49/377
5,214,880 A * 6/1993 Woodruff E06B 3/88
49/470
5,943,825 A * 8/1999 Procton E06B 1/70
49/469
6,367,201 B1 * 4/2002 Massey E06B 1/70
49/467
6,374,545 B1 * 4/2002 Baczuk E06B 7/23
49/470
6,478,308 B1 11/2002 McMillin et al.
D533,283 S * 12/2006 Holztrager D25/123
D554,774 S * 11/2007 Antonic D25/119
D623,768 S * 9/2010 Antonic D25/121
7,788,863 B2 * 9/2010 Pepper E06B 3/365
49/467

7,900,294 B2 * 3/2011 Luxton A47K 3/281
14/69.5
D672,473 S * 12/2012 Chapman D25/48.2
8,726,575 B1 * 5/2014 Vulpitta E06B 7/22
49/470
D713,976 S * 9/2014 Van Camp D25/124
8,875,443 B2 * 11/2014 Siegel B60R 13/08
49/462
8,984,813 B2 3/2015 Vulpitta et al.
D745,189 S * 12/2015 Stoesser D25/125
D775,366 S * 12/2016 Mitchell D25/48.2
D775,367 S * 12/2016 Mitchell D25/48.2
D775,368 S * 12/2016 Jaskiewicz D25/48.2
9,562,387 B2 * 2/2017 Meeks E06B 7/2305
D786,450 S * 5/2017 Schoonover D12/106
D837,405 S * 1/2019 Greene D25/48.2
D855,830 S 8/2019 Greene
2005/0086868 A1 * 4/2005 Santelli, Jr. E06B 7/2305
49/499.1
2007/0261312 A1 * 11/2007 Kuppler A62C 3/14
49/470
2012/0079771 A1 * 4/2012 Meulemans E06B 7/2305
49/484.1
2016/0145931 A1 * 5/2016 Meeks E06B 1/70
49/468
2016/0340968 A1 * 11/2016 Mitchell E06B 7/18

OTHER PUBLICATIONS

<https://diy.stackexchange.com/questions/1513/how-do-i-replace-weather-strips-on-our-outside-doors> Posted Sep. 1, 2010 (Year: 2010).
<https://www.tmhardware.com/Fingered-Vinyl-Insert-Repalcement-for-Pemko-Door-Sweep-209.html> Available Sep. 28, 2015 (Year: 2015).
Ex Parte Quayle Action for U.S. design appl. No. 29/700,578 dated Dec. 26, 2019.

* cited by examiner

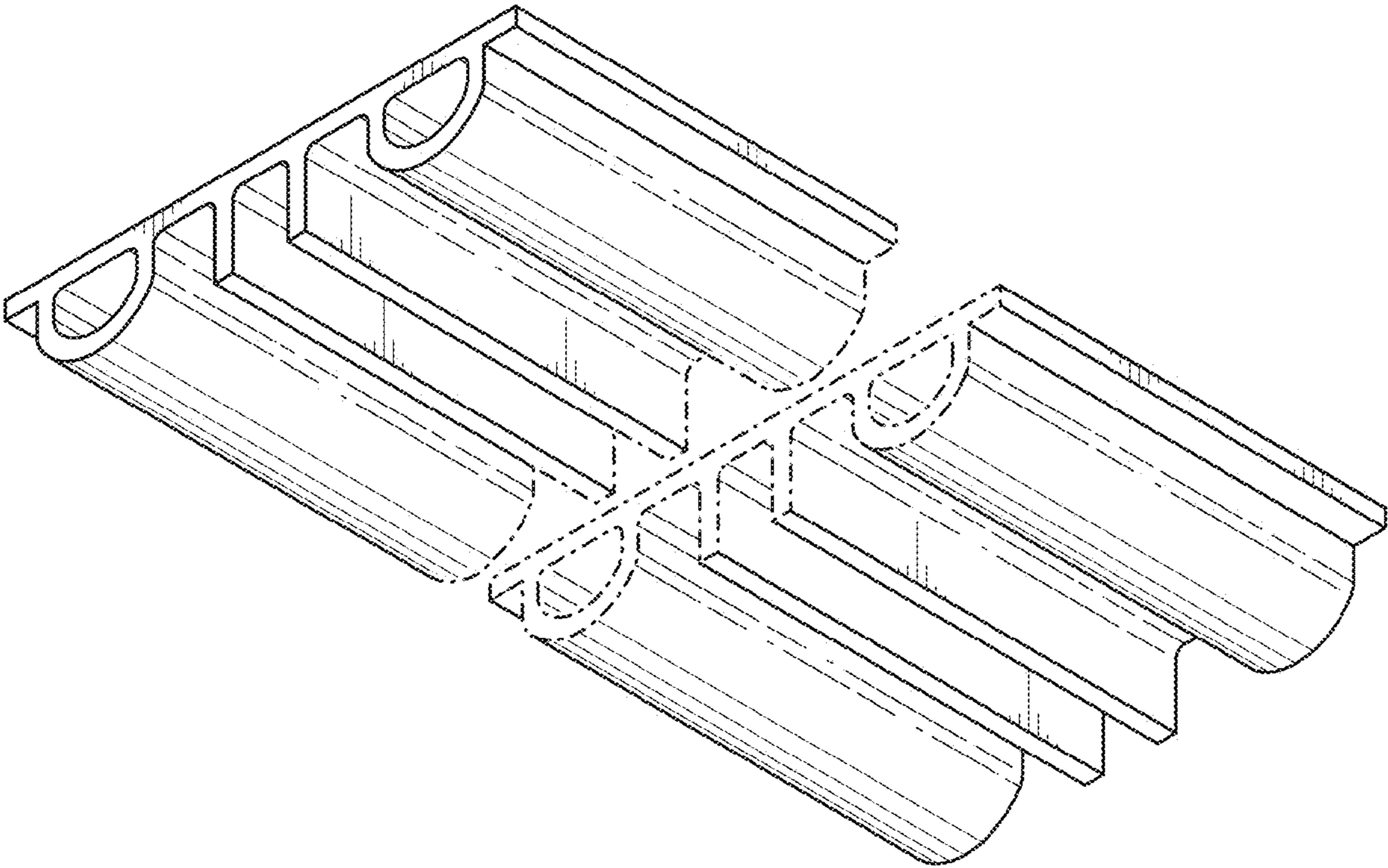


FIG. 1

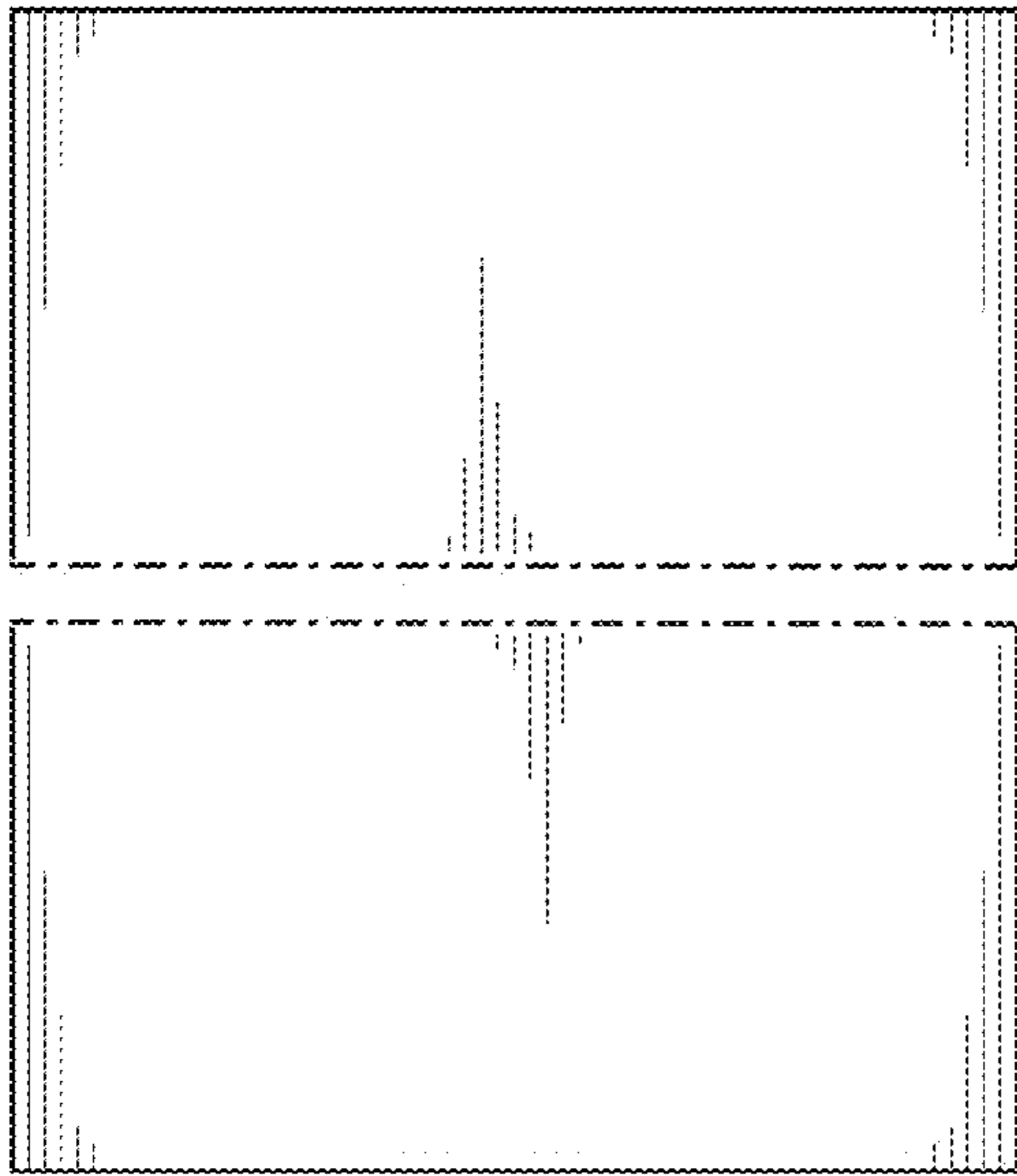


FIG. 4

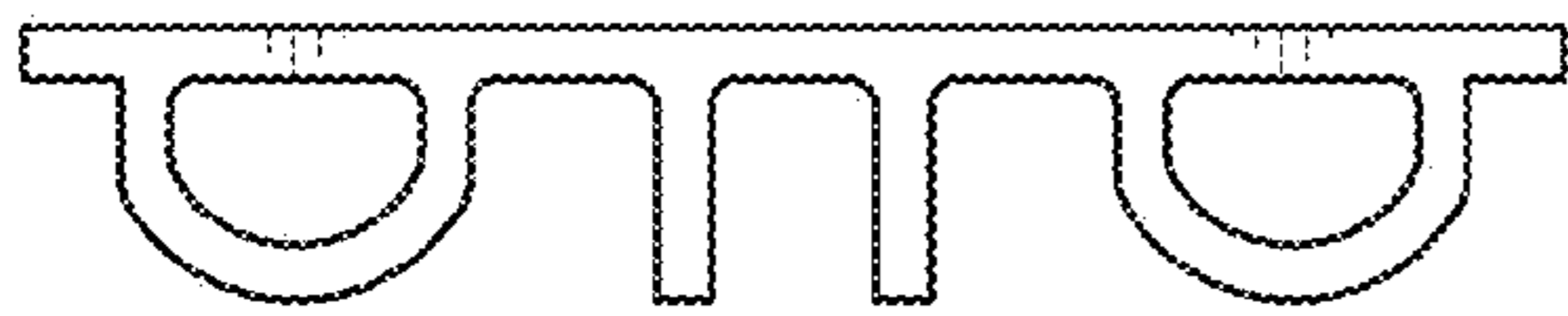


FIG. 2



FIG. 3

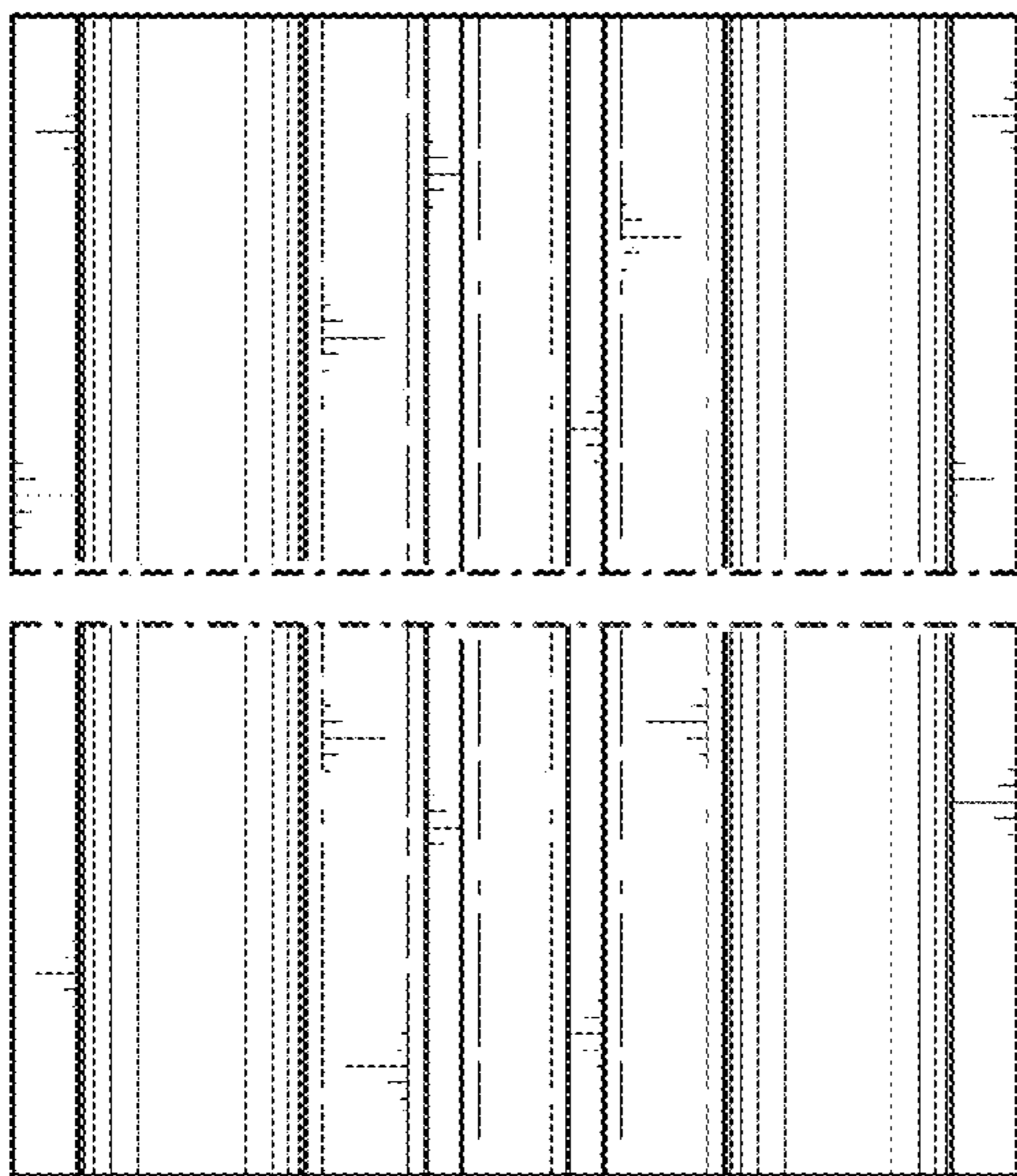


FIG. 5