



US00D892342S

(12) **United States Design Patent** (10) **Patent No.:** **US D892,342 S**
Cook (45) **Date of Patent:** **** Aug. 4, 2020**

(54) **BANDAGE FOR FINGER OR TOE**

(71) Applicant: **Charles Cook**, Shawnee, OK (US)

(72) Inventor: **Charles Cook**, Shawnee, OK (US)

(**) Term: **15 Years**

(21) Appl. No.: **29/656,029**

(22) Filed: **Jul. 10, 2018**

(51) **LOC (12) Cl.** **24-04**

(52) **U.S. Cl.**
USPC **D24/189**

(58) **Field of Classification Search**

USPC D24/188-192, 199, 200, 206, 212-215;
D29/100, 101.1, 113, 114; D3/203.5

CPC A61F 13/105; A61F 13/00063; A61F
13/068; A61F 13/25

See application file for complete search history.

(56) **References Cited**

U.S. PATENT DOCUMENTS

911,838	A *	2/1909	Napier	A61F 13/105 294/25
942,003	A *	11/1909	Marsh	B42D 9/04 294/25
D112,752	S *	12/1938	Douglas	D29/114
D118,372	S *	1/1940	Guay	D29/114
D170,260	S *	8/1953	Jones	D29/114
3,306,288	A *	2/1967	Rosenfield	A61F 13/08 602/60
3,476,109	A *	11/1969	Hurney	A61F 13/105 602/1
4,733,410	A *	3/1988	Glotkin	A41D 13/087 2/21
D335,938	S *	5/1993	Kam	D24/190
D364,007	S *	11/1995	McLaren	D29/113
D403,138	S *	12/1998	Wilmot	D29/117.2
D422,121	S *	3/2000	Peck	D29/114
D461,283	S *	8/2002	Sams	D29/114
D637,763	S *	5/2011	Hernandez	D29/114
D640,835	S *	6/2011	Logan	D29/114

D651,356	S *	12/2011	Logan	D29/114
D653,813	S *	2/2012	Rogers	D29/114
D657,094	S *	4/2012	Logan	D29/114
D753,835	S *	4/2016	Pettygrove	D24/189
D770,182	S *	11/2016	Hunter	D4/103
D799,710	S *	10/2017	Wong	D24/190

(Continued)

OTHER PUBLICATIONS

eBay. 5pcs Silicone Gel Tube Bandage Finger Toe Protector Foot Pain Relief Feet Care. No date specified. <https://www.ebay.com/itm/5pcs-Silicone-Gel-Tube-Bandage-Finger-Toe-Protector-Foot-Pain-Relief-Feet-Care-/183429325640> (Year: 0).*

(Continued)

Primary Examiner — Darcey E Gottschalk

(74) *Attorney, Agent, or Firm* — Head, Johnson, Kachigian & Wilkinson PC

(57) **CLAIM**

The ornamental design for a bandage for finger or toe, as shown and described.

DESCRIPTION

FIG. 1 is a perspective view of the bandage for finger or toe shown in place on a finger, with the front of the bandage visible;

FIG. 2 is a perspective view of the bandage, with the back of the bandage visible;

FIG. 3 is a top view of the bandage;

FIG. 4 is a bottom view of the bandage;

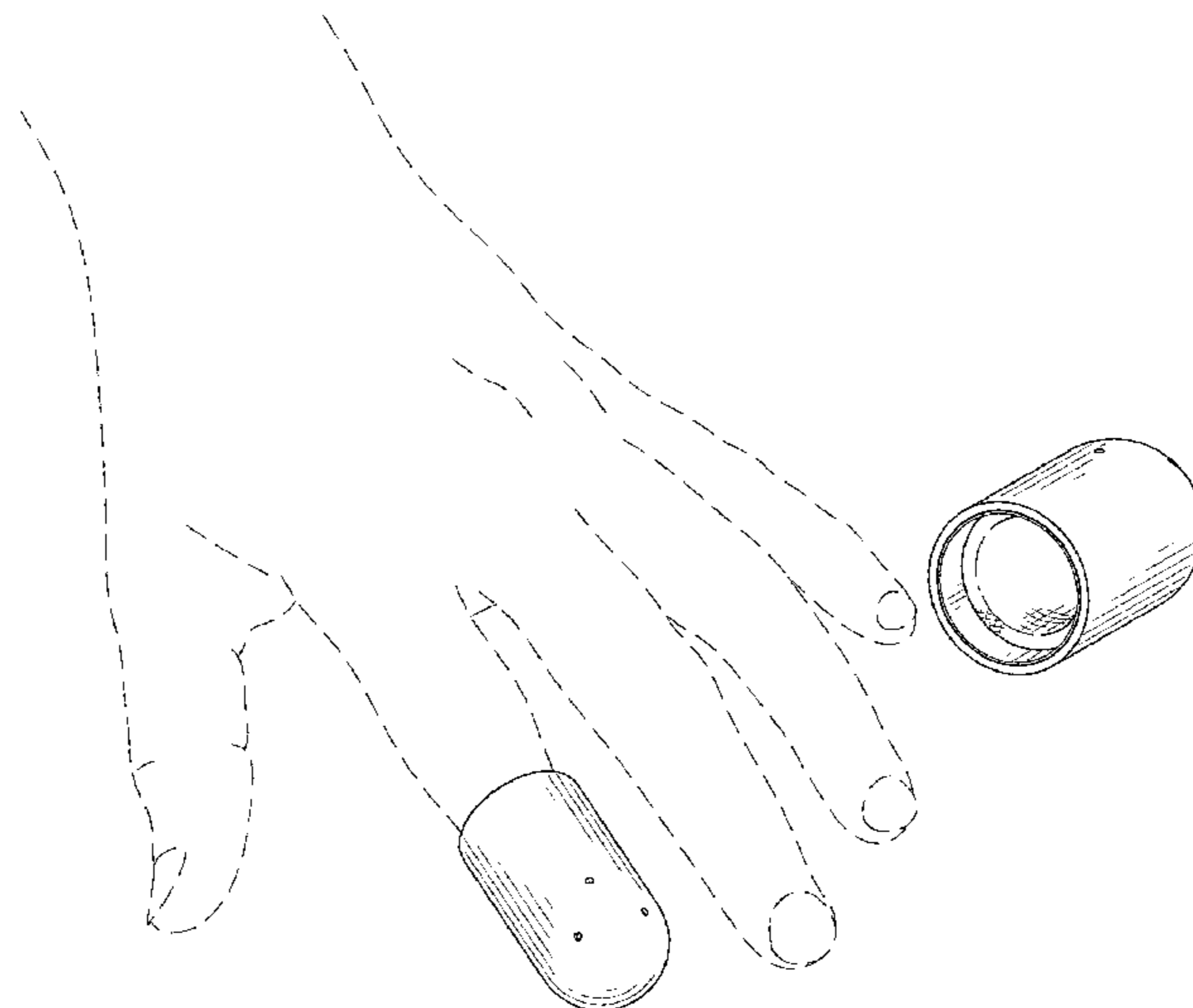
FIG. 5 is a side view of the bandage, where the right side view and the left side view are mirror images;

FIG. 6 is a front view of the bandage; and,

FIG. 7 is a back view of the bandage.

The hand shown in broken lines in FIG. 1 is included to illustrate environmental structure only and forms no part of the claimed design.

1 Claim, 2 Drawing Sheets



(56)

References Cited

U.S. PATENT DOCUMENTS

D819,893 S * 6/2018 Grove D29/114
D825,065 S * 8/2018 Wong D24/190
D831,896 S * 10/2018 Krahe D29/114
10,391,810 B2 * 8/2019 Lahey B43K 23/08
2013/0061364 A1 * 3/2013 Robb A41D 13/087
2/21
2014/0215676 A1 * 8/2014 Jones A41D 13/087
2/21

OTHER PUBLICATIONS

Joom. Pair of finger protector. No date specified. <https://www.joom.com/en/products/5b8fbae58b2c37011bc0f969> (Year: 0).*

* cited by examiner

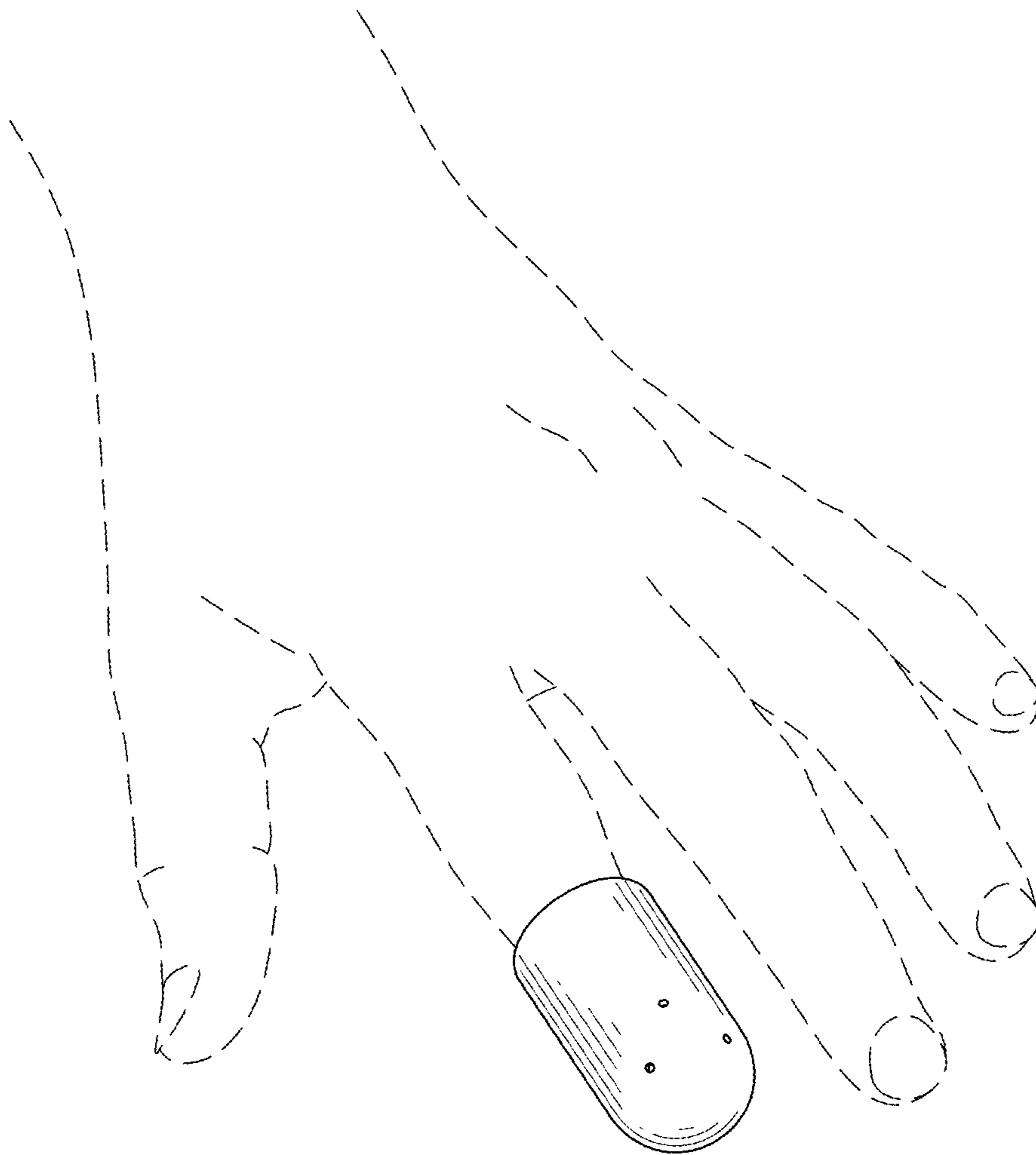


FIG. 1

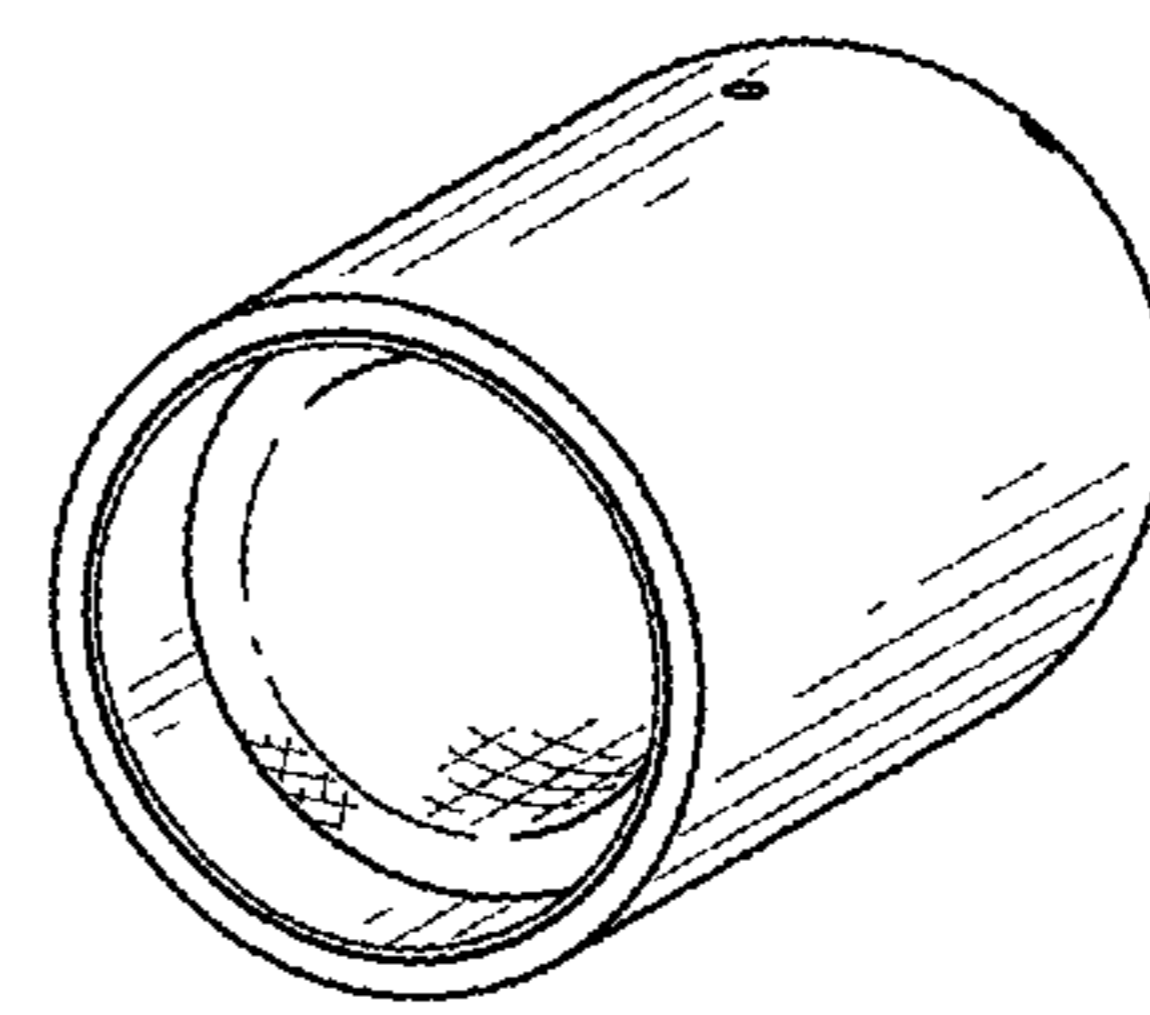


FIG. 2

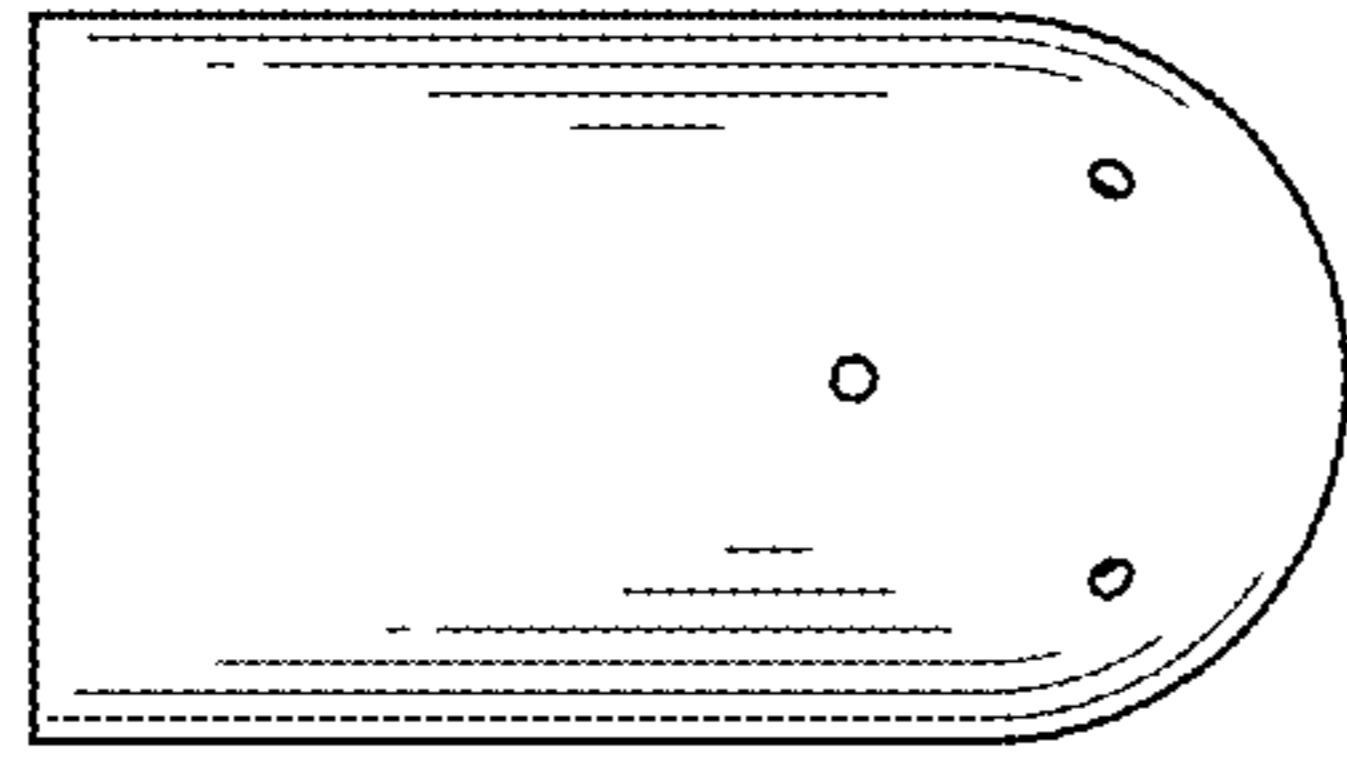


FIG. 3

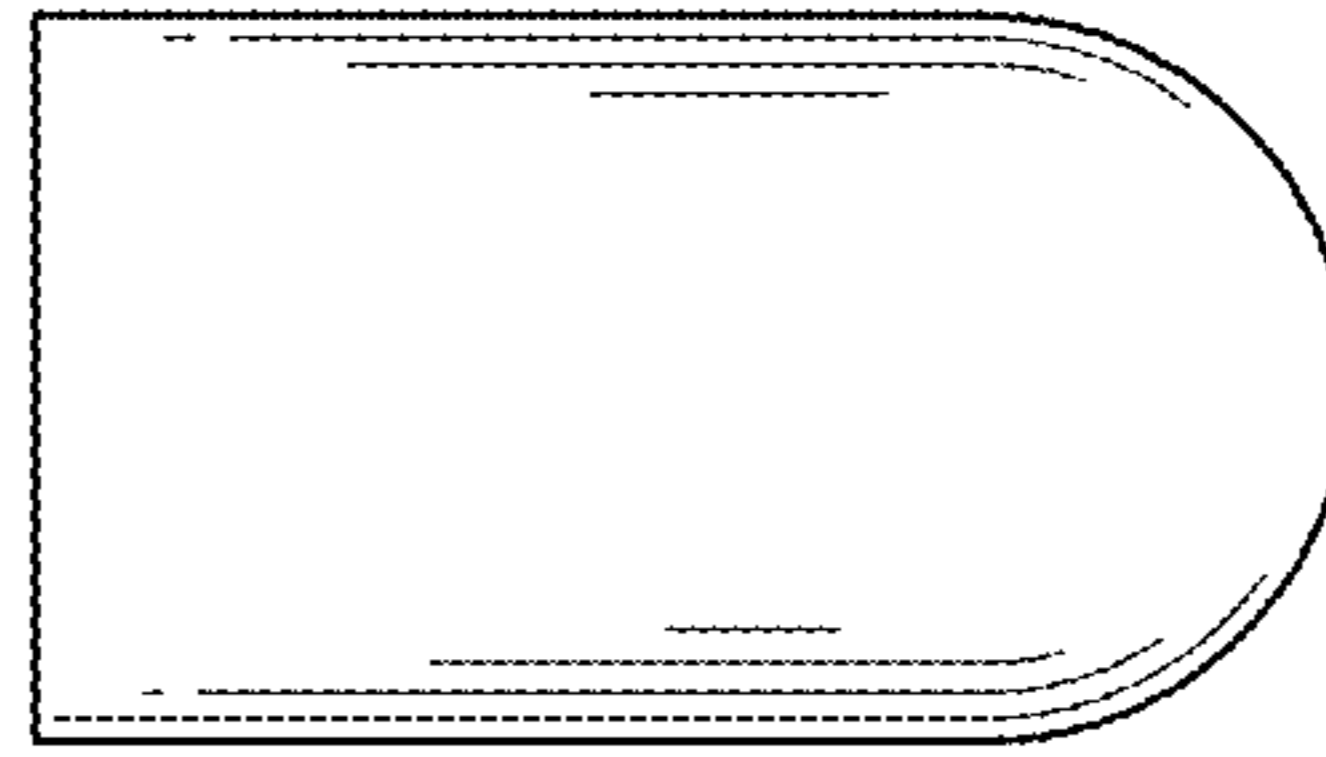


FIG. 4

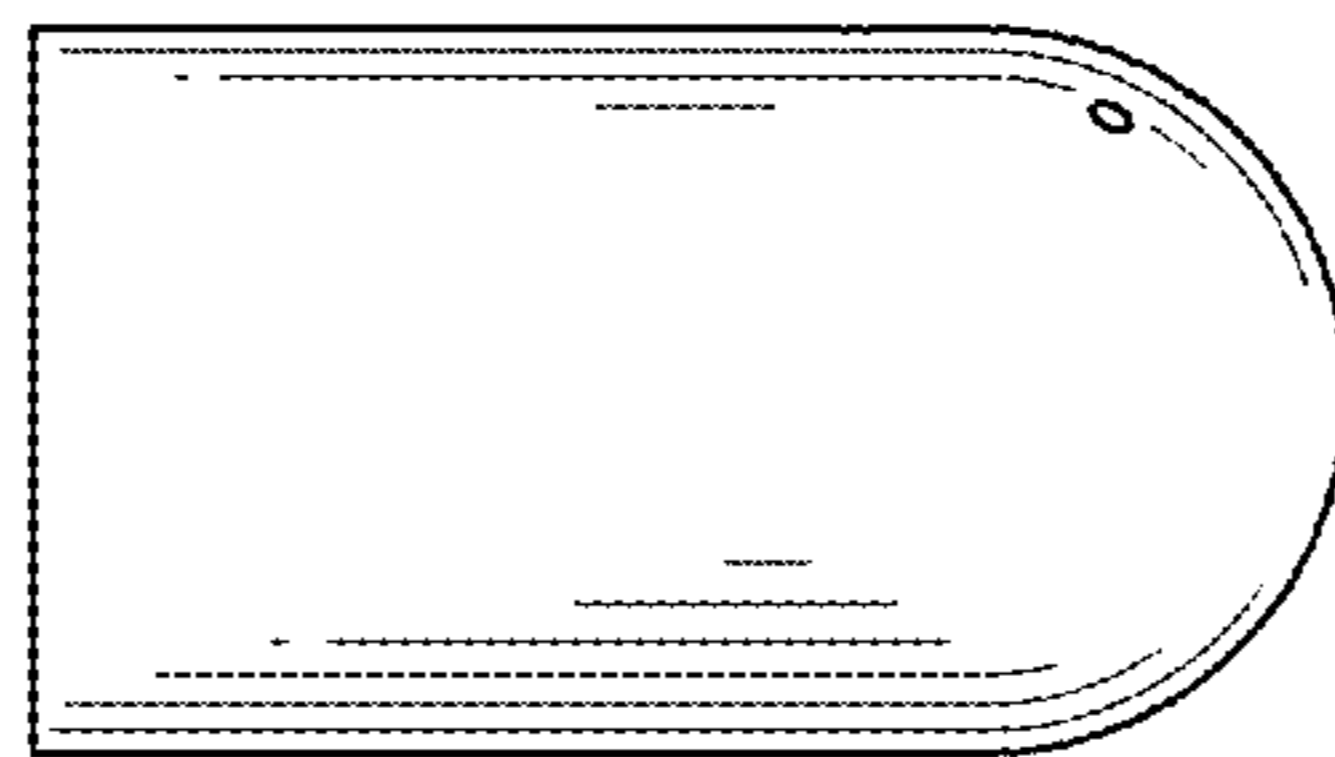


FIG. 5

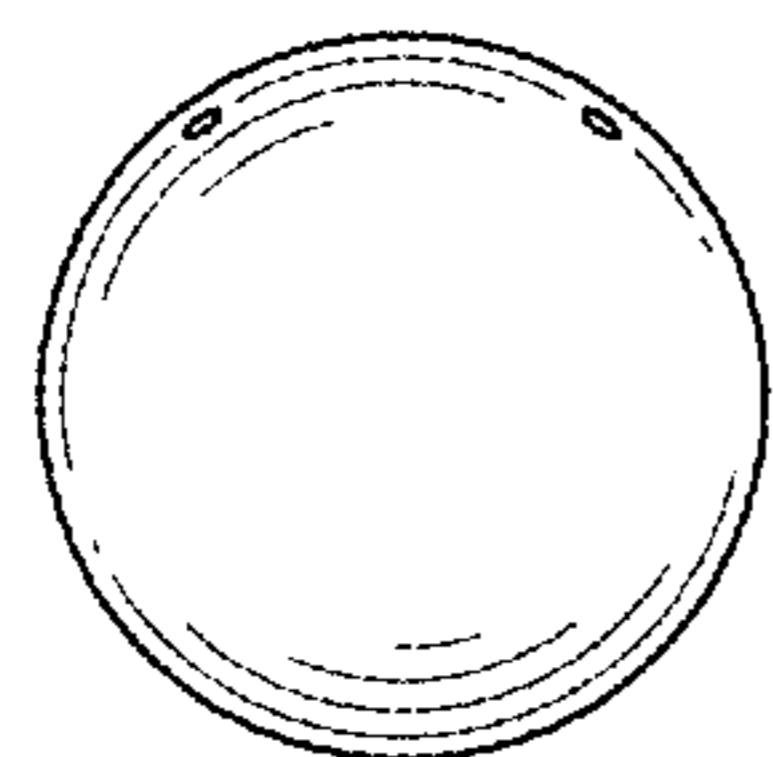


FIG. 6

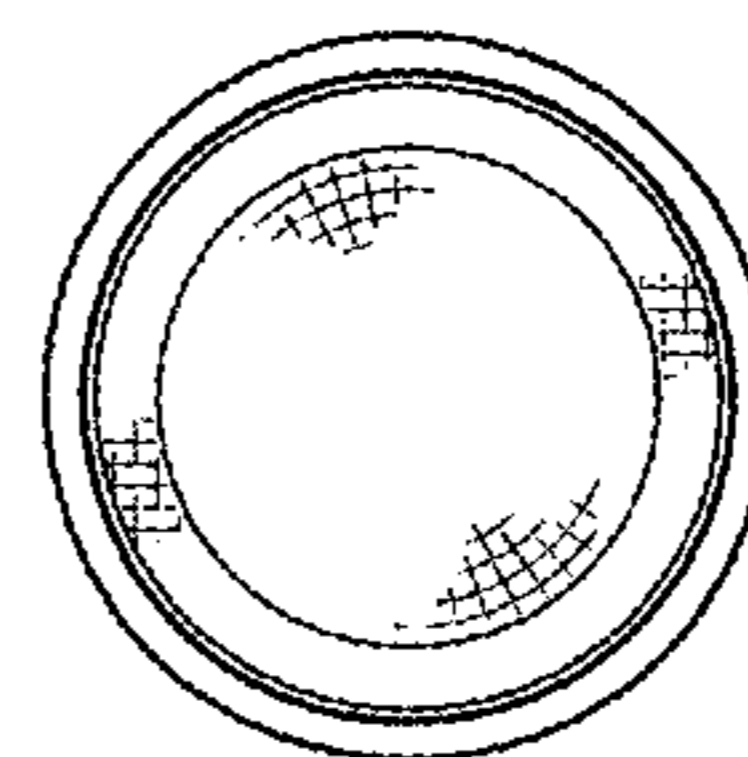


FIG. 7