

US00D892300S

(12) **United States Design Patent** (10) **Patent No.:** **US D892,300 S**
Xu (45) **Date of Patent:** **** Aug. 4, 2020**

(54) **FIREWOOD STAND**

(71) Applicant: **Xiaoyan Xu**, Jilin (CN)

(72) Inventor: **Xiaoyan Xu**, Jilin (CN)

(**) Term: **15 Years**

(21) Appl. No.: **29/716,053**

(22) Filed: **Dec. 6, 2019**

(51) **LOC (12) Cl.** **23-03**

(52) **U.S. Cl.**
USPC **D23/410**

(58) **Field of Classification Search**
USPC D7/403, 404; 126/144, 148; 211/206,
211/180, 202; D23/403, 410, 409, 499
CPC F24F 13/20; F24B 3/00; F24B 3/18; F24B
1/182; F24B 15/00; A23L 1/01; A47J
33/00; A47J 37/04; A47J 37/06; A47J
37/08; F23D 14/02; F24C 1/16; F24C
15/10; F24C 15/14; F26B 11/02; F26B
19/00; A47B 45/00; B62B 3/003; B62B
3/005; B62B 3/002; B62B 3/10; B62B
3/102

See application file for complete search history.

(56) **References Cited**

U.S. PATENT DOCUMENTS

3,187,901	A *	6/1965	Wilson	F24B 15/00 211/49.1
D289,080	S *	3/1987	Einsel	D23/410
D330,648	S	11/1992	Lippert		
5,743,413	A *	4/1998	Noll	A47B 45/00 211/175
D426,878	S	6/2000	Denney		
6,290,073	B1 *	9/2001	Barnes, Sr.	F24B 15/00 211/175

6,435,172	B1 *	8/2002	Freemon	F24B 1/193 126/152 B
D488,553	S	4/2004	Dery		
6,997,332	B1 *	2/2006	Alexander	A47B 47/027 211/182
D642,671	S *	8/2011	Alexander	D23/410
D642,672	S	8/2011	Alexander		
D646,378	S	10/2011	Alexander		
D713,520	S	9/2014	Alexander		
D713,955	S *	9/2014	Hester	D23/410
D767,753	S *	9/2016	Edmund	D23/407
D818,573	S	5/2018	Williams		
10,414,421	B1 *	9/2019	Westmoreland	B62B 5/00

* cited by examiner

Primary Examiner — Cynthia Ramirez

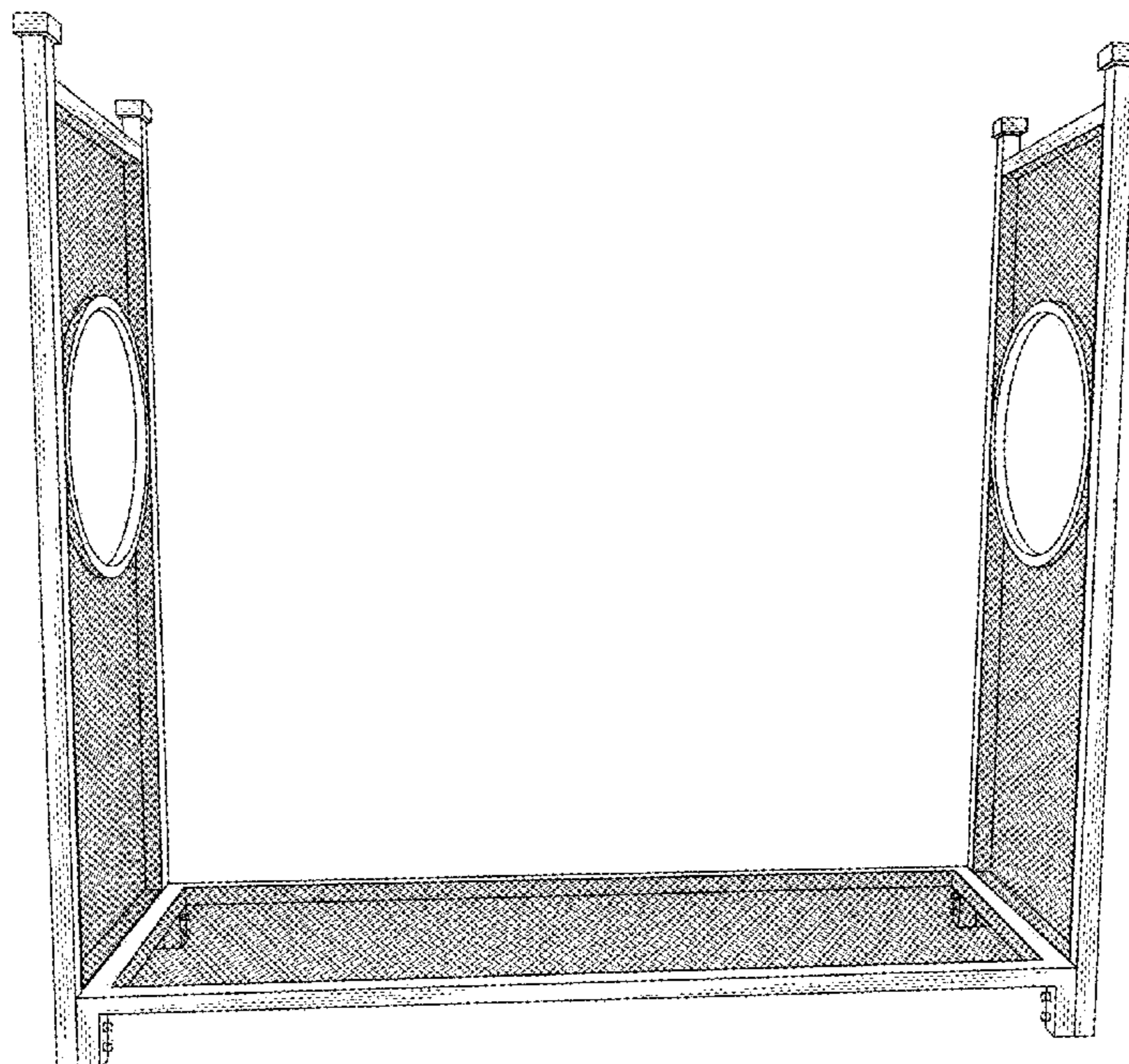
(57) **CLAIM**

The ornamental design for a firewood stand, as shown and described.

DESCRIPTION

FIG. 1 is a perspective view of a firewood stand showing my new design;
FIG. 2 is a front elevation view thereof;
FIG. 3 is a rear elevation view thereof;
FIG. 4 is a left side elevation view thereof;
FIG. 5 is a right side elevation view thereof;
FIG. 6 is a top plan view thereof;
FIG. 7 is a bottom plan view thereof;
FIG. 8 is an enlarged view of the firewood stand taken from the circled portion in FIG. 4; and,
FIG. 9 is an enlarged view of the firewood stand taken from the circled portion in FIG. 7.
The broken lines in the drawings show areas that have been shown enlarged and form no part of the claimed design.

1 Claim, 9 Drawing Sheets






FIG.1




FIG.2




FIG.3




FIG.4

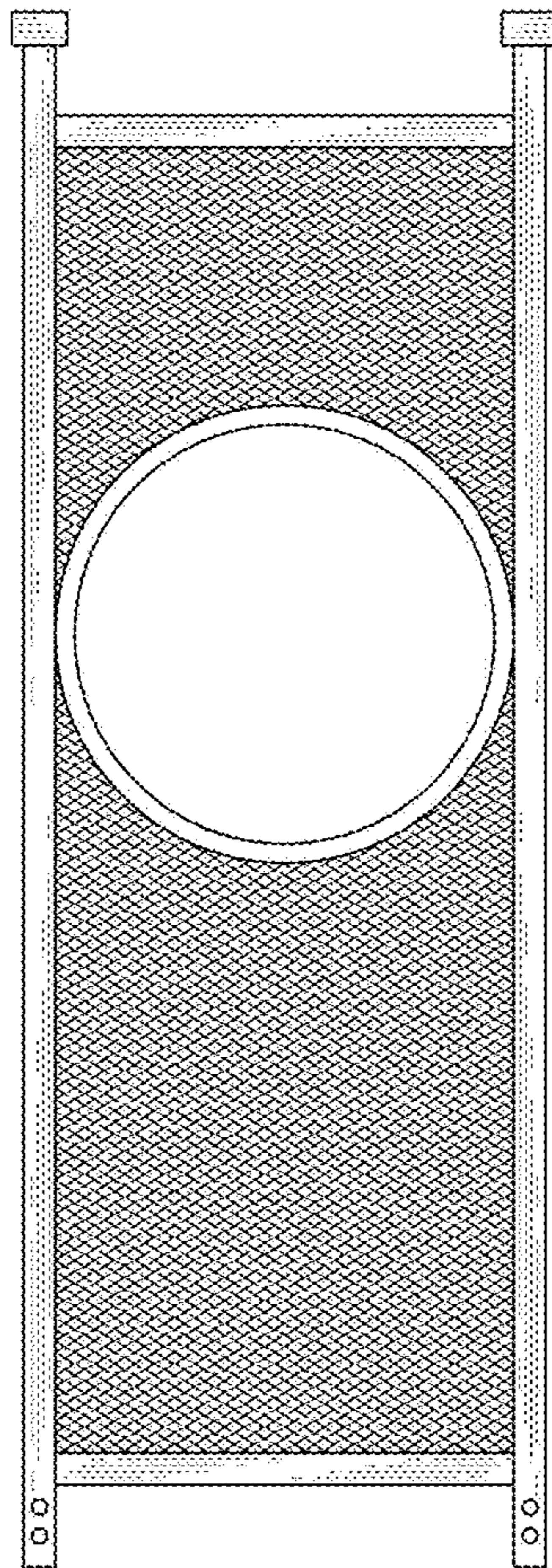


FIG.5




FIG.6

FIG. 9




FIG. 7

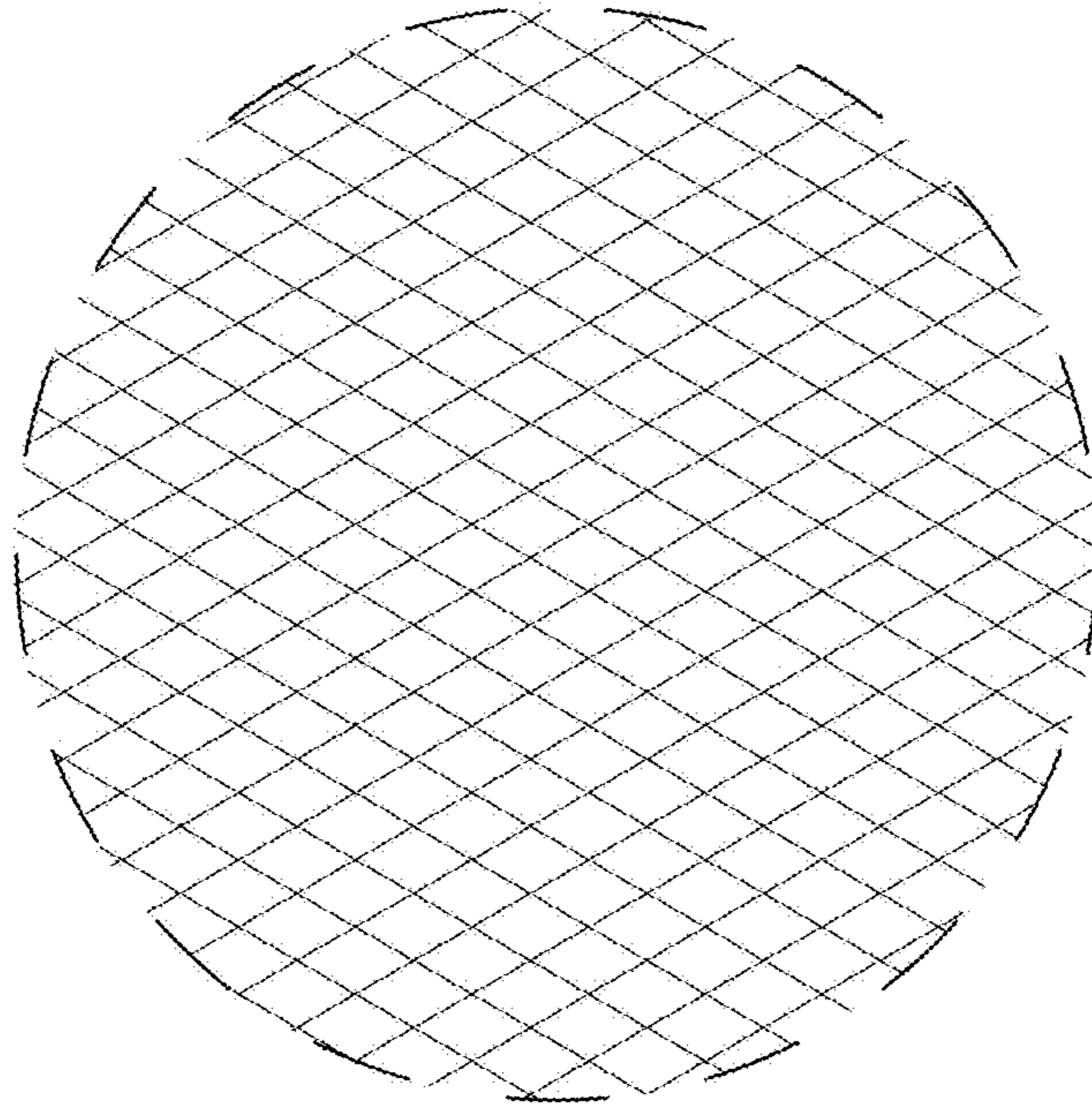


FIG. 8

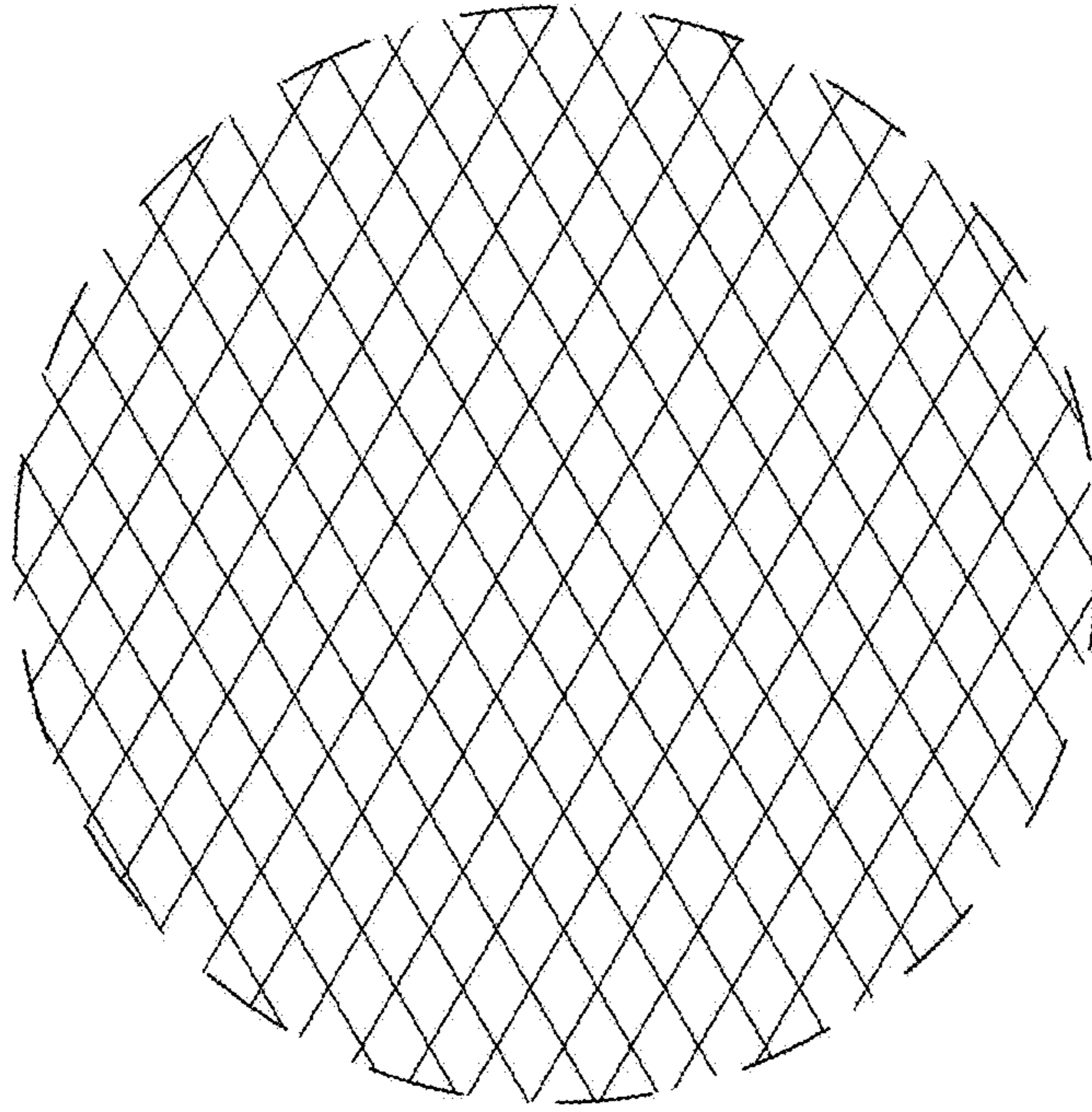


FIG. 9