



US00D892287S

(12) **United States Design Patent** (10) **Patent No.:** **US D892,287 S**
Park et al. (45) **Date of Patent:** **** Aug. 4, 2020**

(54) **AIR CONDITIONER**

(56) **References Cited**

(71) Applicant: **SAMSUNG ELECTRONICS CO., LTD.**, Suwon-si, Gyeonggi-do (KR)
(72) Inventors: **Jinsook Park**, Uiwang-si (KR); **Minkyung Choi**, Seoul (KR); **Yeaseul You**, Seoul (KR)
(73) Assignee: **SAMSUNG ELECTRONICS CO., LTD.**, Gyeonggi-Do (KR)

U.S. PATENT DOCUMENTS

D401,241 S 11/1998 Runquist et al.
D454,187 S 3/2002 Wang et al.
D481,783 S 11/2003 Fok
D580,031 S 11/2008 Kim et al.
D580,032 S 11/2008 Kim et al.
D632,265 S 2/2011 Choi et al.
D649,234 S * 11/2011 Iovanel D23/351
D667,097 S * 9/2012 Choi D23/364

(Continued)

(**) Term: **15 Years**

FOREIGN PATENT DOCUMENTS

(21) Appl. No.: **29/674,273**

KR 300721147 S 12/2013
KR 300729251 S 2/2014
KR 300741775 S 4/2014

(22) Filed: **Dec. 20, 2018**

Primary Examiner — Natasha Vujcic

(74) *Attorney, Agent, or Firm* — Cantor Colburn LLP

Related U.S. Application Data

(63) Continuation of application No. 29/617,488, filed on Sep. 14, 2017, now Pat. No. Des. 840,526, which is a continuation of application No. 29/542,599, filed on Oct. 15, 2015, now Pat. No. Des. 799,656.

(57) **CLAIM**

The ornamental design for an air conditioner, as shown and described.

DESCRIPTION

(30) **Foreign Application Priority Data**

Jul. 21, 2015 (KR) 30-2015-0036797

(51) **LOC (12) Cl.** **23-04**


(52) **U.S. Cl.**
USPC **D23/351**

(58) **Field of Classification Search**
USPC D23/333, 351-354, 388
CPC F24F 1/00; F24F 1/0007; F24F 1/02; F24F 1/08; F24F 1/42; F24F 1/56; F24F 1/60; F24F 3/044; F24F 3/048; F24F 3/16; G05D 23/1905; G05D 23/1932; G05D 23/1902; G05D 23/1931; G05B 19/0426; G05B 19/409; G05B 15/02

FIG. 1 is a perspective view of an air conditioner, showing our new design;
FIG. 2 is a front view thereof;
FIG. 3 is a rear view thereof;
FIG. 4 is a left side view thereof;
FIG. 5 is a right side view thereof;
FIG. 6 is a top view thereof;
FIG. 7 is a bottom view thereof;
FIG. 8 is an enlarged view of the encircled portion 8 in FIG. 1; and,
FIG. 9 is another perspective view thereof in an alternate configuration.
The broken lines illustrating portions of an air conditioner form no part of the claimed design.
The dot-dot-dash broken lines encircling a portion of the claimed design form no part of the claimed design.

See application file for complete search history.

1 Claim, 9 Drawing Sheets



(56)

References Cited

U.S. PATENT DOCUMENTS

D683,005 S	5/2013	Park et al.	
D684,246 S	6/2013	Hong et al.	
D689,993 S	9/2013	Yoon et al.	
D689,994 S *	9/2013	Jun	D23/351
D701,596 S	3/2014	Yoo et al.	
D708,724 S	7/2014	Yoo et al.	
D713,022 S	9/2014	Choi et al.	
D717,419 S	11/2014	Choi et al.	
D729,363 S	5/2015	Choi et al.	
D729,364 S *	5/2015	Choi	D23/351
D729,916 S	5/2015	Choi et al.	
D733,273 S	6/2015	Jeon et al.	
D733,857 S	7/2015	Choi et al.	
D777,308 S *	1/2017	Bu	D23/354
D777,892 S	1/2017	Bu et al.	
D778,416 S	2/2017	Bu et al.	
D778,417 S *	2/2017	Bu	D23/351
D778,418 S *	2/2017	Bu	D23/354
D797,267 S	9/2017	Park et al.	
D797,268 S	9/2017	Park et al.	
D799,653 S *	10/2017	Jun	D23/351
D799,656 S	10/2017	Park et al.	
D800,880 S *	10/2017	Kim	D23/351
D801,497 S *	10/2017	Kim	D23/351
D815,264 S	4/2018	Park et al.	
D840,525 S *	2/2019	Park	D23/351
D840,526 S *	2/2019	Park	D23/351
D858,736 S *	9/2019	Lewis	D23/378
D864,961 S *	10/2019	Sakaguchi	D14/388
D884,858 S *	5/2020	Zhang	D23/333

* cited by examiner

FIG. 1

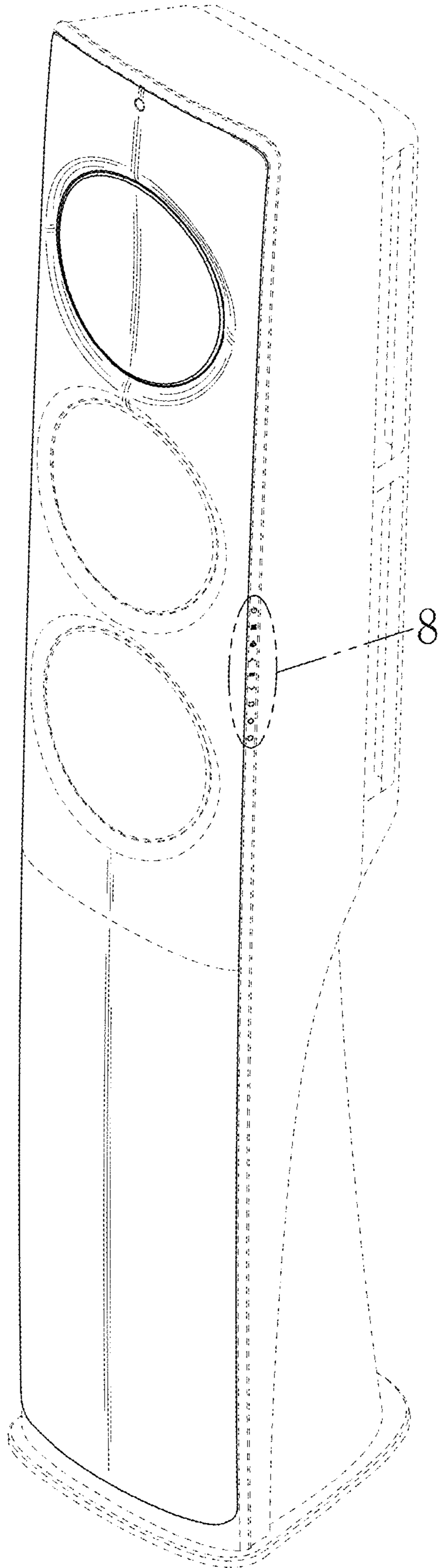


FIG. 2

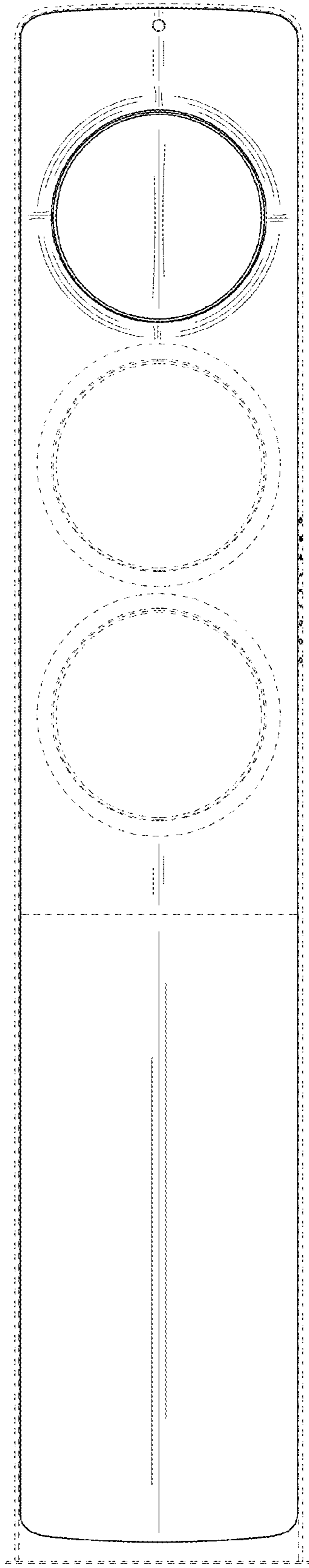


FIG. 3

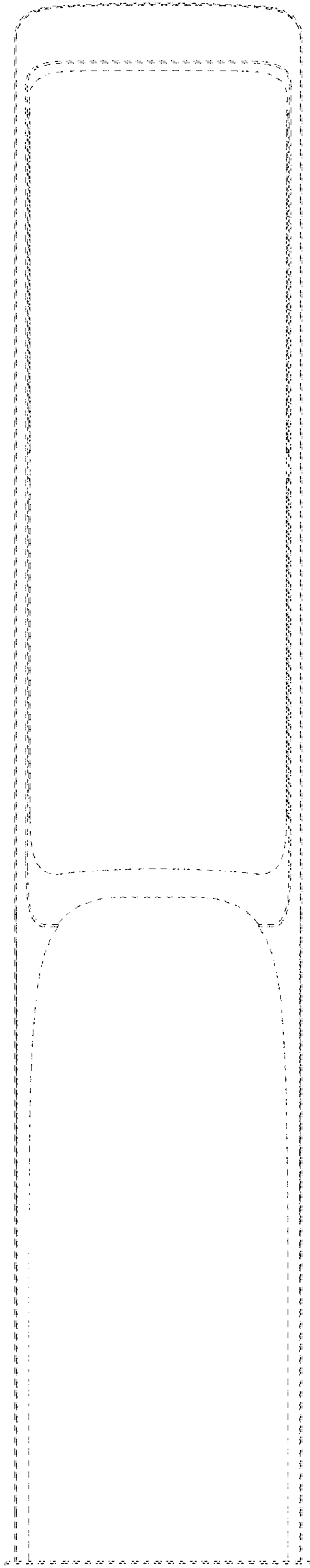


FIG. 4

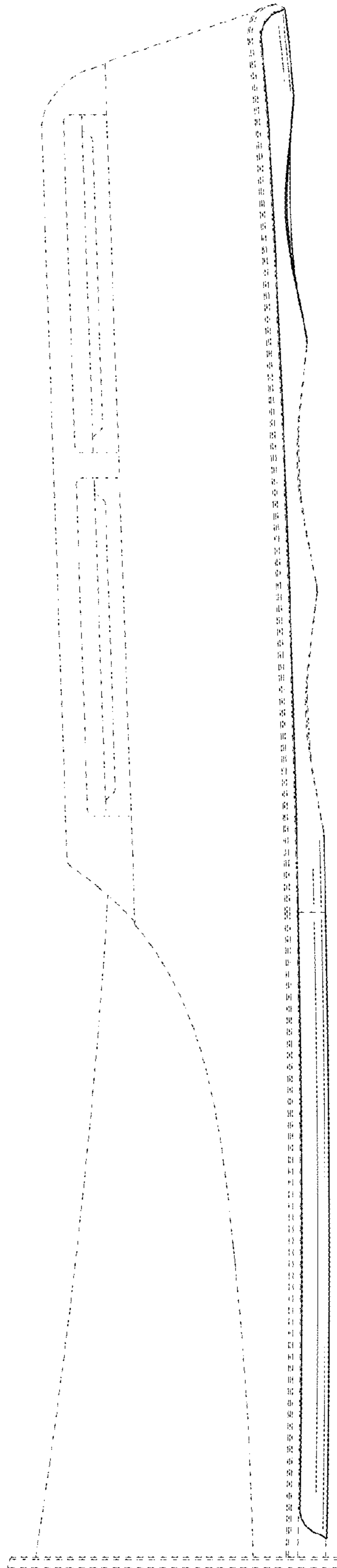


FIG. 5




FIG. 6

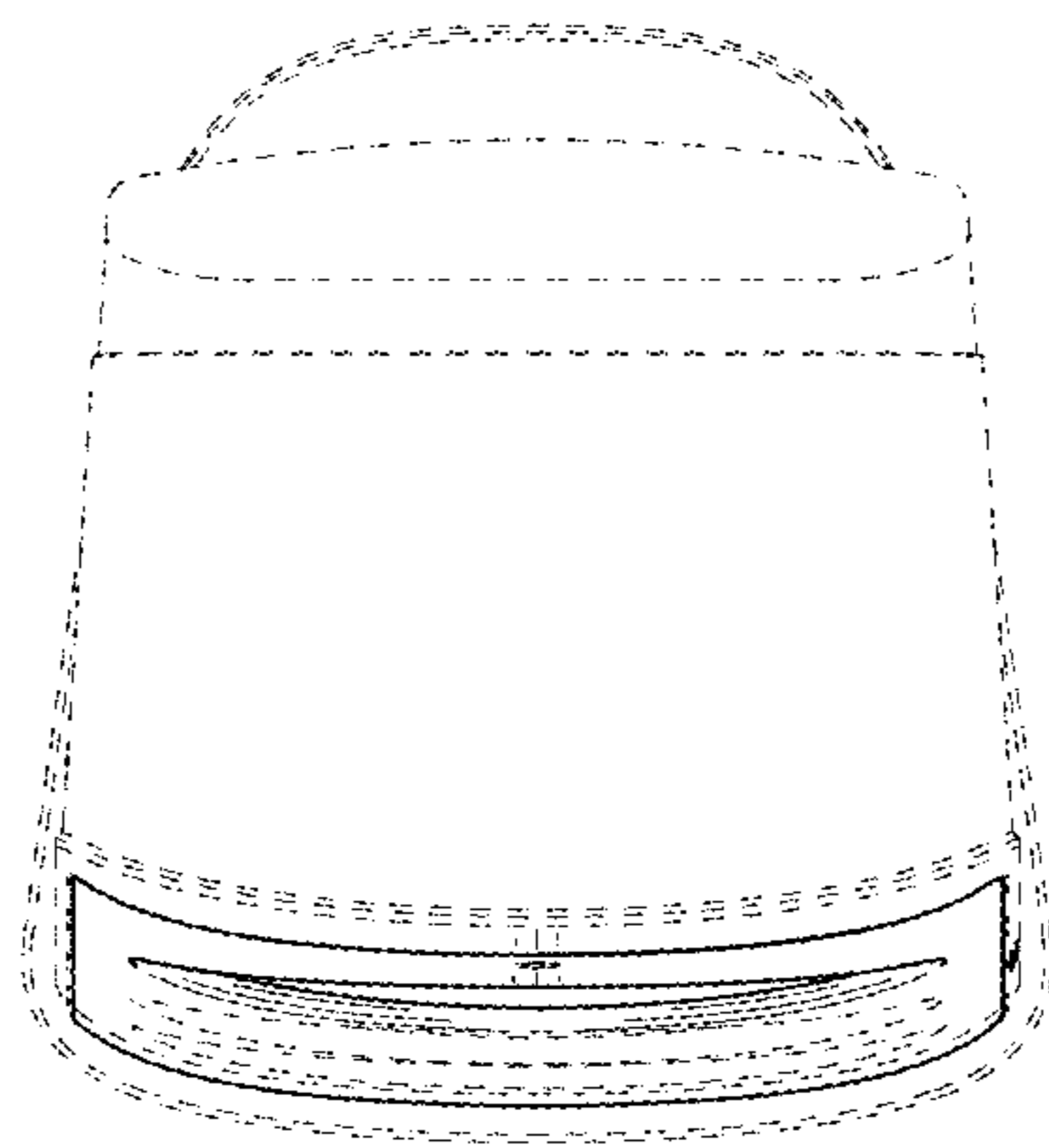


FIG. 7

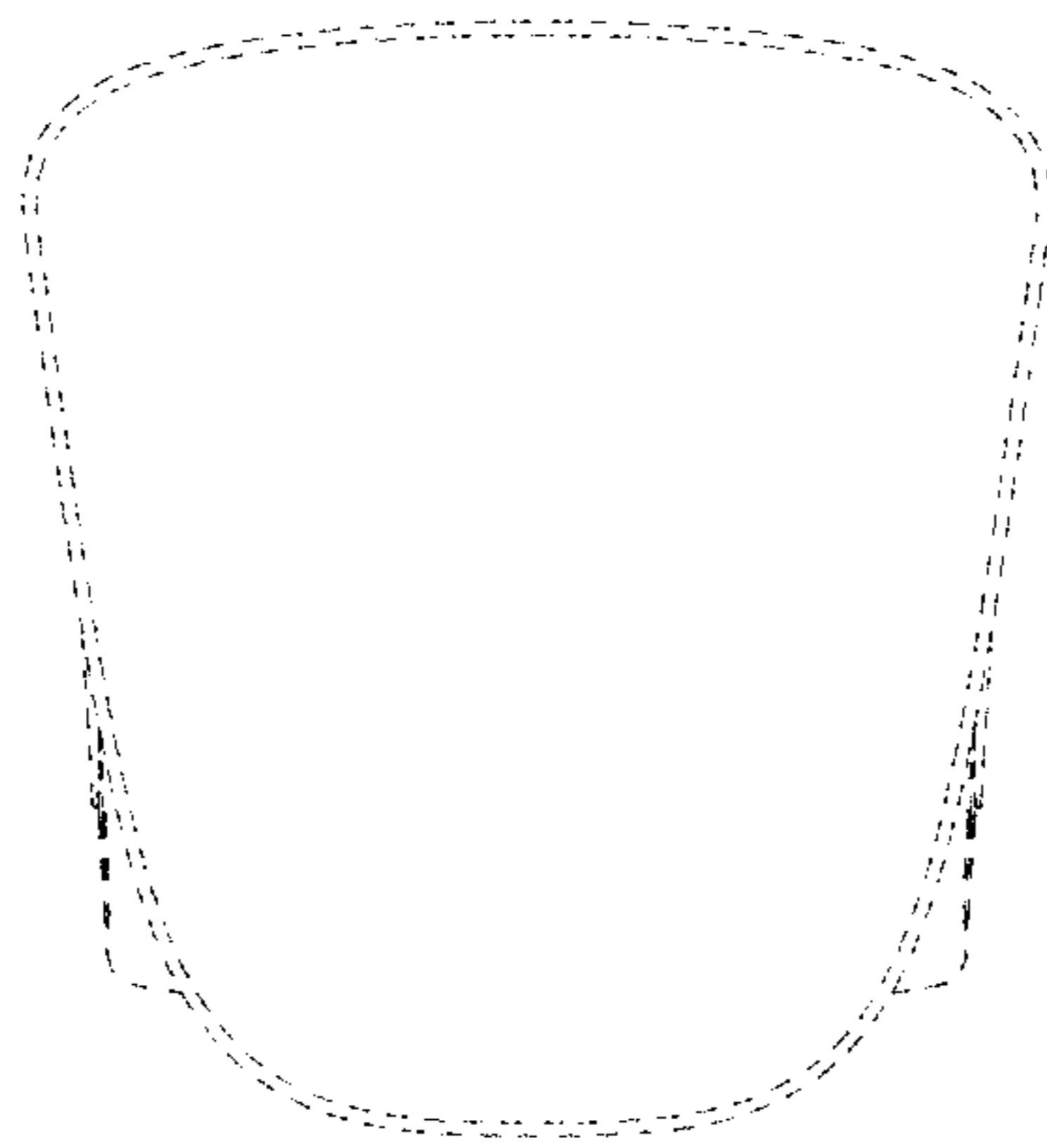


FIG. 8

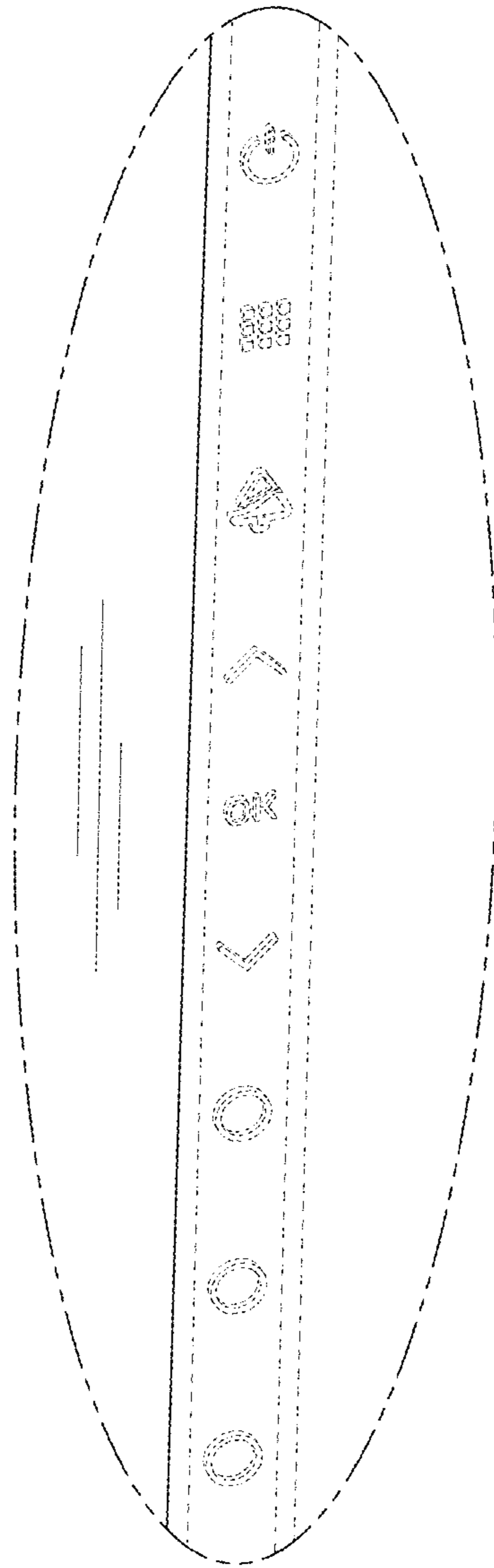


FIG. 9

