

US00D892279S

(12) **United States Design Patent**
Ealer, Sr.

(10) **Patent No.:** **US D892,279 S**
(45) **Date of Patent:** **** Aug. 4, 2020**

- (54) **GUTTER COVER**
- (71) Applicant: **James E. Ealer, Sr.**, St. Clair, MO (US)
- (72) Inventor: **James E. Ealer, Sr.**, St. Clair, MO (US)
- (73) Assignee: **E-Z Products LLC**, St. Clair, MO (US)
- (**) Term: **15 Years**
- (21) Appl. No.: **29/598,042**
- (22) Filed: **Mar. 22, 2017**
- (51) **LOC (12) Cl.** **23-01**
- (52) **U.S. Cl.**
USPC **D23/267**
- (58) **Field of Classification Search**
USPC D23/259-269; 52/11-12, 13, 14, 15, 24,
52/25, 302.3, 302.7; 248/48.1-48.2;
D25/56
CPC . E04D 13/0767; E04D 13/072; E04D 13/076;
E04D 13/064; E04D 13/08
See application file for complete search history.

- 6,944,942 B2 9/2005 Marlow
- 6,944,991 B2* 9/2005 Kim E04D 13/076
248/48.1
- 6,951,077 B1 10/2005 Higginbotham
(Continued)

OTHER PUBLICATIONS

E-Z Dual Flow Gutter Cover website; © E-Z Products, 1 Wagner Drive, Saint Clair, MO 63077, 636-629-6484, 800-748-7736, www.e-zgutter.com/products/ez-dual-flow; (pictured E-Z-Dual Flow gutter cover).

(Continued)

Primary Examiner — Amy C Wierenga
(74) *Attorney, Agent, or Firm* — Stinson LLP

(57) **CLAIM**


The ornamental design for a gutter cover, as shown and described.

DESCRIPTION

FIG. 1 is a top front perspective view of a first embodiment of a gutter cover showing my design; FIG. 2 is a front view thereof; FIG. 3 is a top view thereof; FIG. 4 is a right end view thereof; FIG. 5 is a rear view thereof; FIG. 6 is a bottom view thereof; FIG. 7 is a left end view thereof. FIG. 8 is a top front perspective view of a second embodiment of a gutter cover showing my design; and, FIG. 9 is a right end view of FIG. 8, the left end view being a mirror image of FIG. 9.

The dashed broken line showing is included for the purpose of illustrating portions of the article that form no part of the claim. The dash-dot-dash broken line showing is included to depict the boundaries of the claim and forms no part thereof.

1 Claim, 9 Drawing Sheets



(56)

References Cited

U.S. PATENT DOCUMENTS

D551,740 S * 9/2007 Riley D23/267
D558,309 S * 12/2007 Gregg E04D 13/076
D565,706 S * 4/2008 Murray D23/261
7,650,720 B2 1/2010 Ealer, Sr.
D615,632 S * 5/2010 Wootton D23/267
D621,484 S * 8/2010 Wootton D23/267
D638,920 S * 5/2011 Ealer, Sr. D23/267
D657,850 S * 4/2012 Bailey D23/267
8,146,218 B1 4/2012 Ealer, Sr. et al.
D683,827 S 6/2013 Ealer, Sr.
8,695,804 B2 4/2014 Bennington, II
8,887,356 B2 11/2014 Bailey
8,935,830 B2 1/2015 Bailey
8,938,858 B2 1/2015 Bailey
D743,008 S * 11/2015 Tarvaran D23/267
D782,624 S * 3/2017 Haendel D23/267

2006/0107603 A1* 5/2006 Brownridge E04D 13/076
52/11
2006/0230687 A1 10/2006 Ealer, Sr.
2009/0108144 A1* 4/2009 Brochu E04D 13/076
248/48.1
2013/0091780 A1* 4/2013 Robins E04D 13/076
52/12
2015/0143756 A1* 5/2015 Higginbotham E04D 13/076
52/12
2015/0330085 A1* 11/2015 Iannelli E04D 13/064
52/12

OTHER PUBLICATIONS

Ex parte Quayle Action, U.S. Appl. No. 29/598,048, dated Mar. 26, 2018, 8 pgs.
Ex Parte Quayle action dated Mar. 9, 2018, U.S. Appl. No. 29/598,039, filed Mar. 22, 2017, 12 pages.

* cited by examiner




FIG. 1

FIG. 2






FIG. 3

FIG. 4



FIG. 5






FIG. 6

FIG. 7






FIG. 8

FIG. 9

