



US00D892270S

(12) **United States Design Patent** (10) **Patent No.:** **US D892,270 S**
Brammer et al. (45) **Date of Patent:** **** Aug. 4, 2020**

(54) **PORTABLE IRRIGATION SYSTEM**
(71) Applicant: **PATTEN SEED COMPANY,**
Lakeland, GA (US)
(72) Inventors: **David Brammer,** Smyrna, GA (US);
Jan Bujnak, Bratislava (SK)
(73) Assignee: **SS Turf Technologies, LLC,** Lakeland,
GA (US)

D297,559 S * 9/1988 Laycock D23/214
D309,023 S * 7/1990 Johnson D24/117
D327,114 S * 6/1992 Van Kirk D23/214
5,888,664 A * 3/1999 Sieminski G06F 1/1632
429/407
D487,300 S * 3/2004 Clivio A01G 25/165
D23/214
D520,108 S * 5/2006 Patel D23/214
D645,975 S * 9/2011 Barkey D24/108
D851,252 S * 6/2019 Mrna D24/164
2019/0327919 A1* 10/2019 Copeland A01G 25/09

(**) Term: **15 Years**
(21) Appl. No.: **29/691,355**
(22) Filed: **May 15, 2019**

OTHER PUBLICATIONS

https://www.amazon.com/Irritrol-RD600-INT-R-Station-Irrigation-Controller/dp/B007WDC3R6/ref=sr_1_47?dchild=1&keywords=portable+irrigation+on+wheels&qid=1591906093&sr=8-47 (Year: 2013).*

* cited by examiner

Primary Examiner — Manpreet S Matharu
Assistant Examiner — Keith J Wilson
(74) *Attorney, Agent, or Firm* — Smith Tempel Blaha
LLC; Matthew T. Hoots

Related U.S. Application Data

(63) Continuation of application No. 16/397,519, filed on
Apr. 29, 2019.
(51) **LOC (12) Cl.** **23-01**
(52) **U.S. Cl.**
USPC **D23/214**
(58) **Field of Classification Search**
USPC D23/213, 214, 215, 216, 223, 224, 226,
D23/229, 230; D24/117, 127
CPC A61H 9/0021; A61H 33/00; B05B 1/00;
B05B 1/14; B05B 1/185; B05B 1/08;
B05B 1/02; B05B 1/26; B05B 12/002;
B05B 1/18; B05B 9/01
See application file for complete search history.

(57) **CLAIM**

The ornamental design for a portable irrigation system, as shown and described.

DESCRIPTION

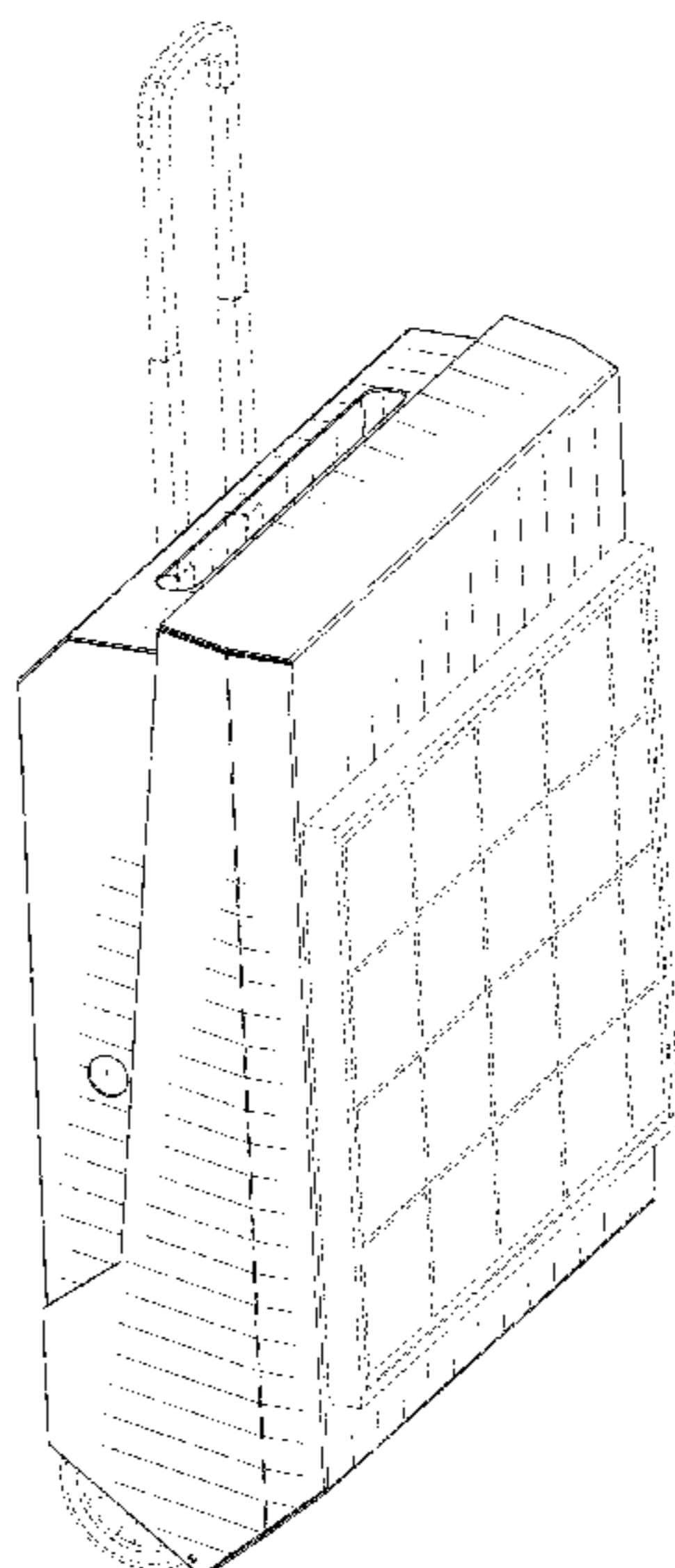
FIG. 1 is a top and front perspective view of a portable irrigation system showing my new design;
FIG. 2 is a front view thereof;
FIG. 3 is a back view thereof;
FIG. 4 is a left-side view thereof;
FIG. 5 is a right-side view thereof;
FIG. 6 is a top view thereof; and,
FIG. 7 is a bottom view thereof.
The broken lines depict unclaimed portions of the portable irrigation system.

(56) **References Cited**

U.S. PATENT DOCUMENTS

D250,045 S * 10/1978 Granzow, Jr. D24/169
D265,588 S * 7/1982 Lahay D24/117
D267,815 S * 2/1983 Elliott D24/117
D279,605 S * 7/1985 Blankenship D24/117
D282,282 S * 1/1986 Chernack D24/117
D294,293 S * 2/1988 Gille D24/122
D296,821 S * 7/1988 Lundgren D24/107

1 Claim, 5 Drawing Sheets



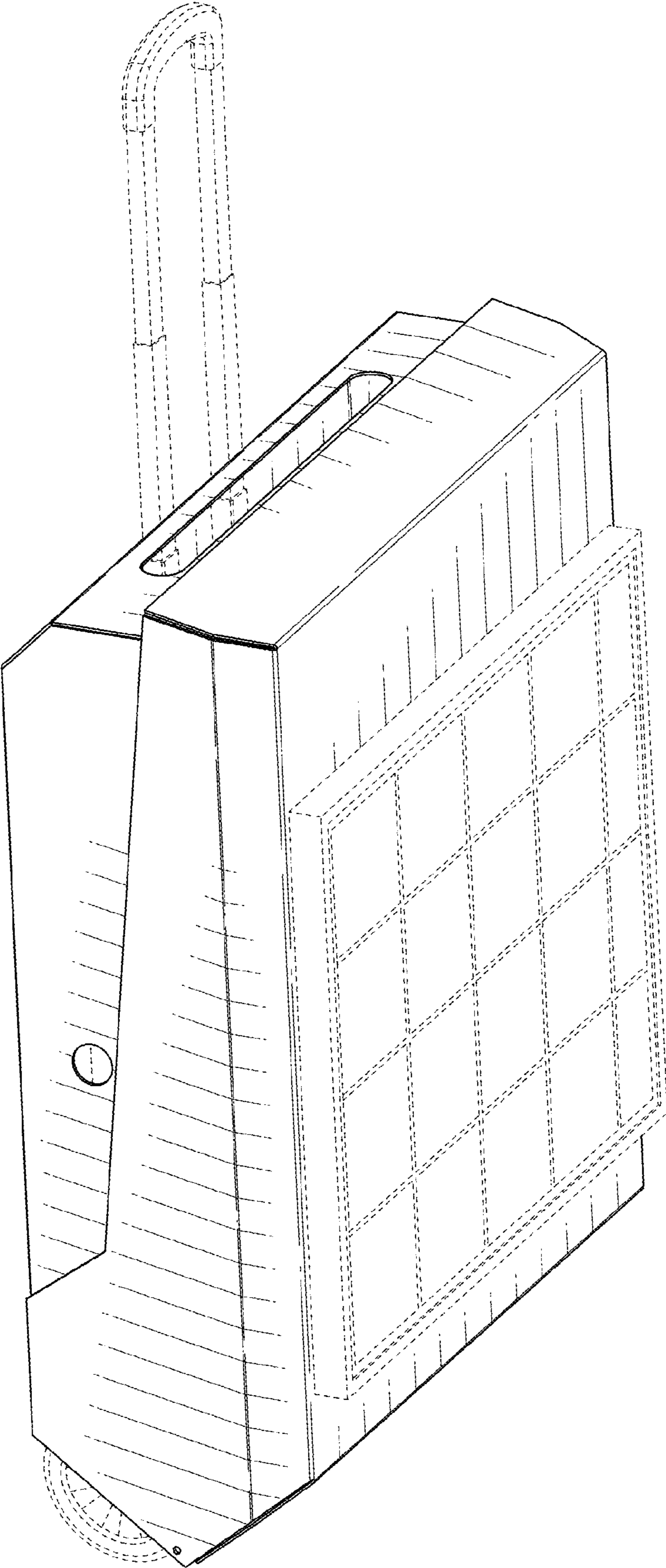


FIG. 1

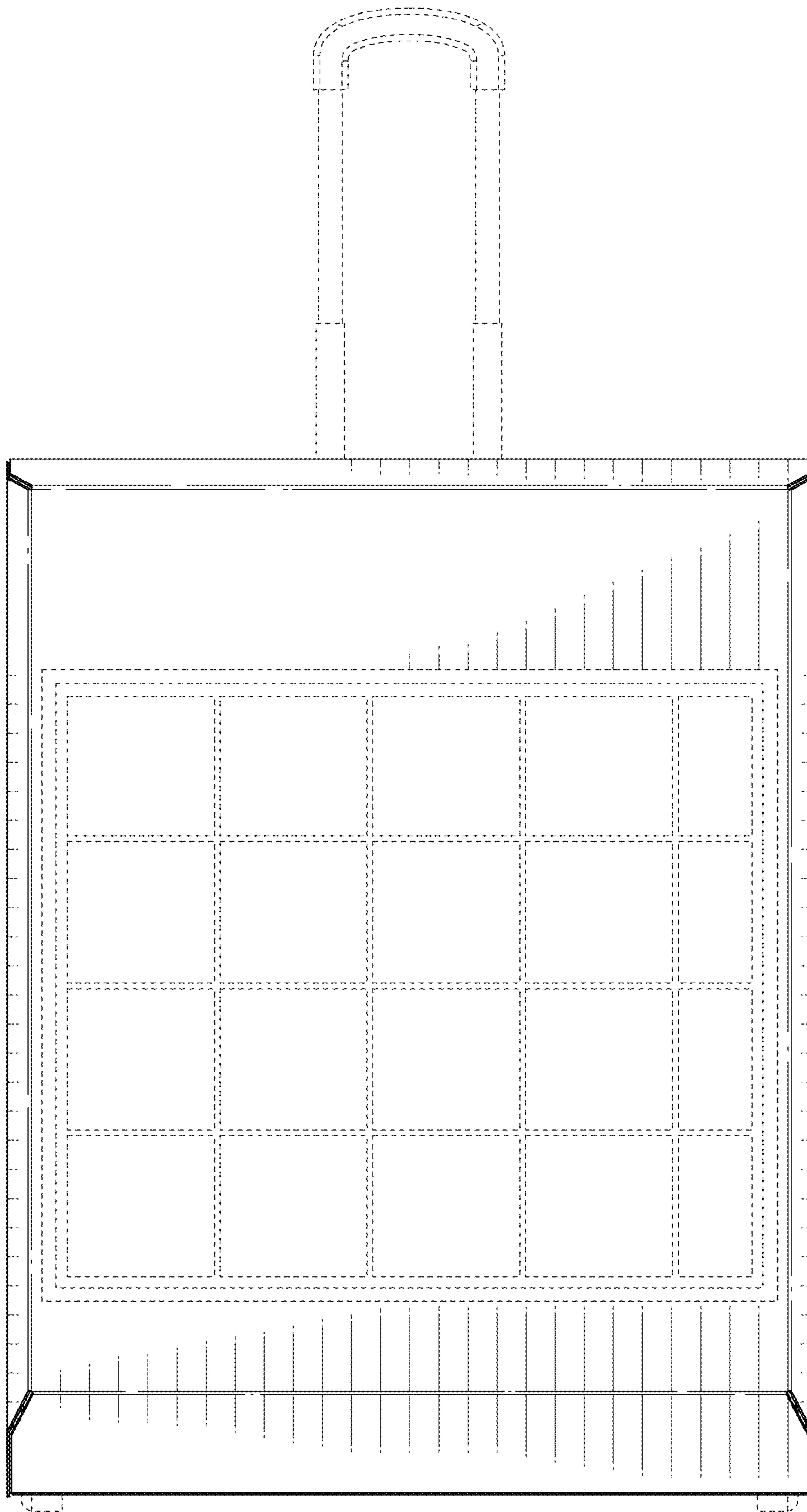


FIG. 2

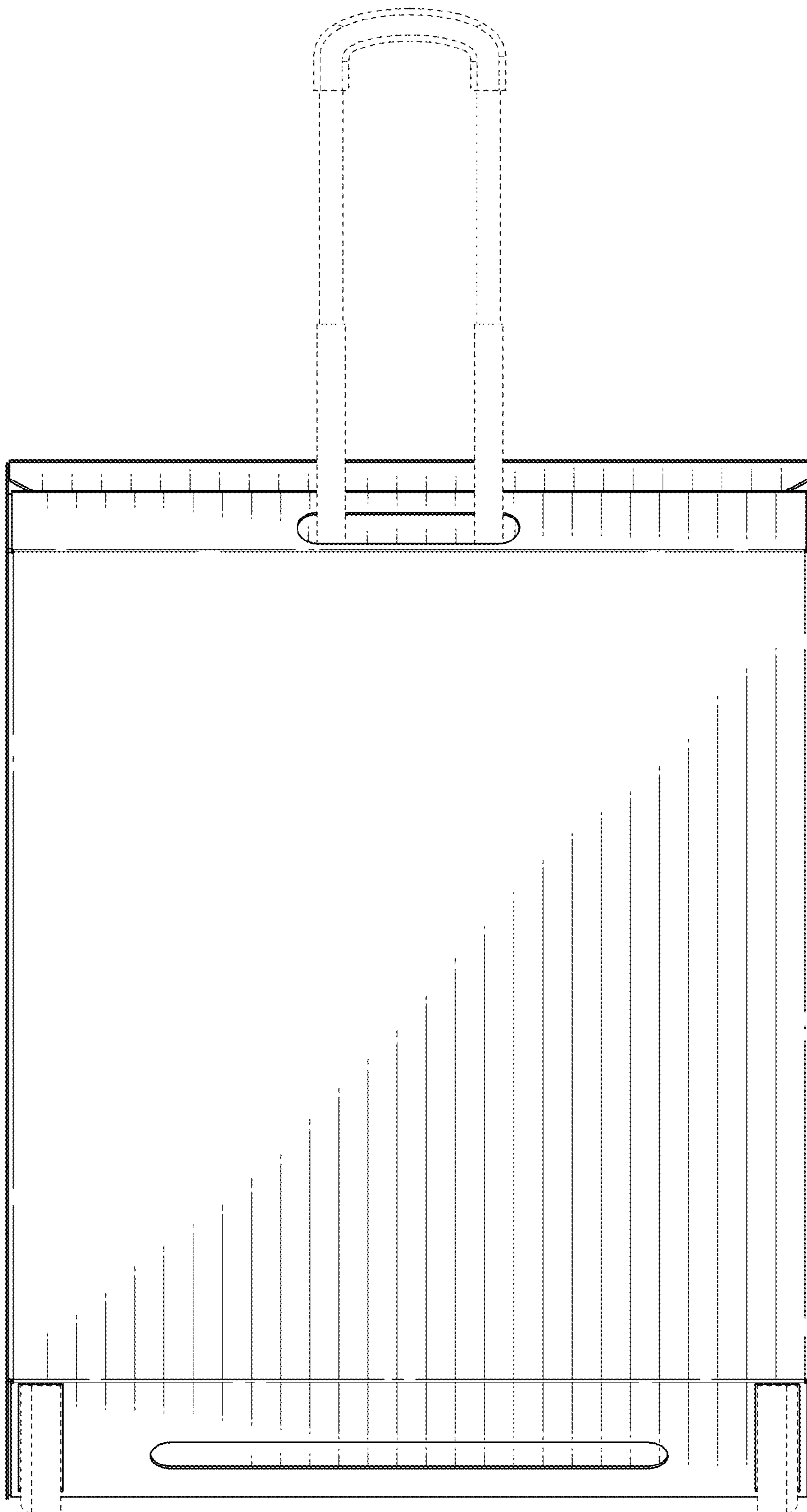


FIG. 3

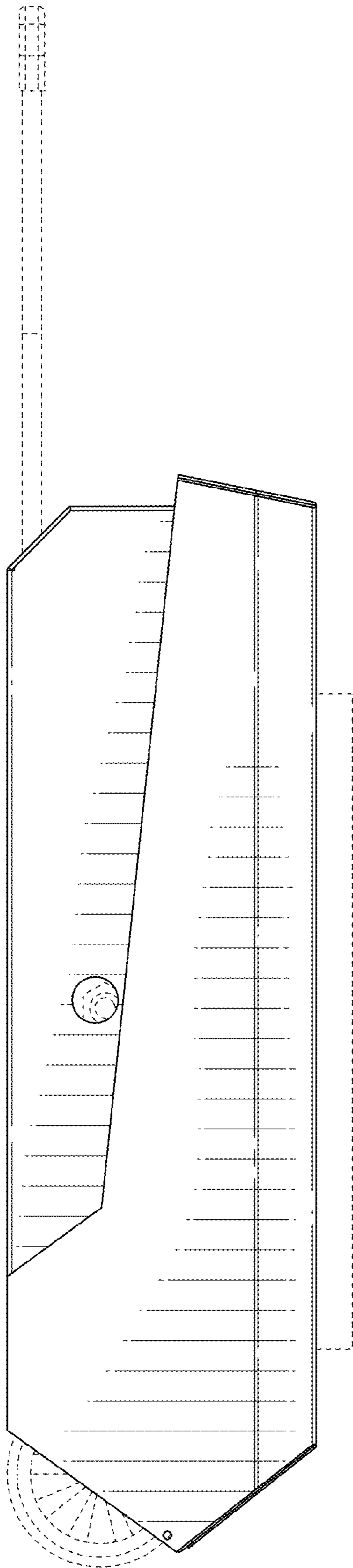


FIG. 4

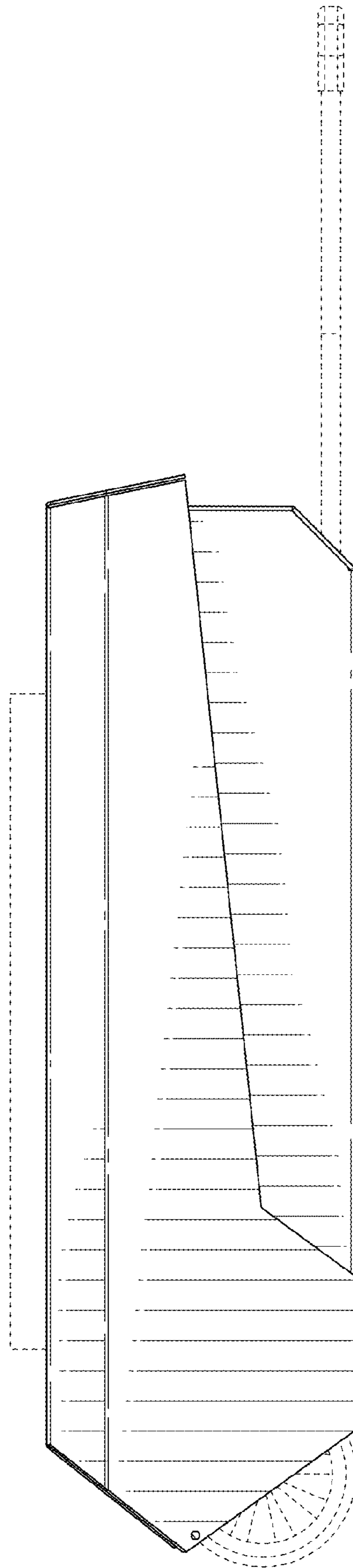


FIG. 5

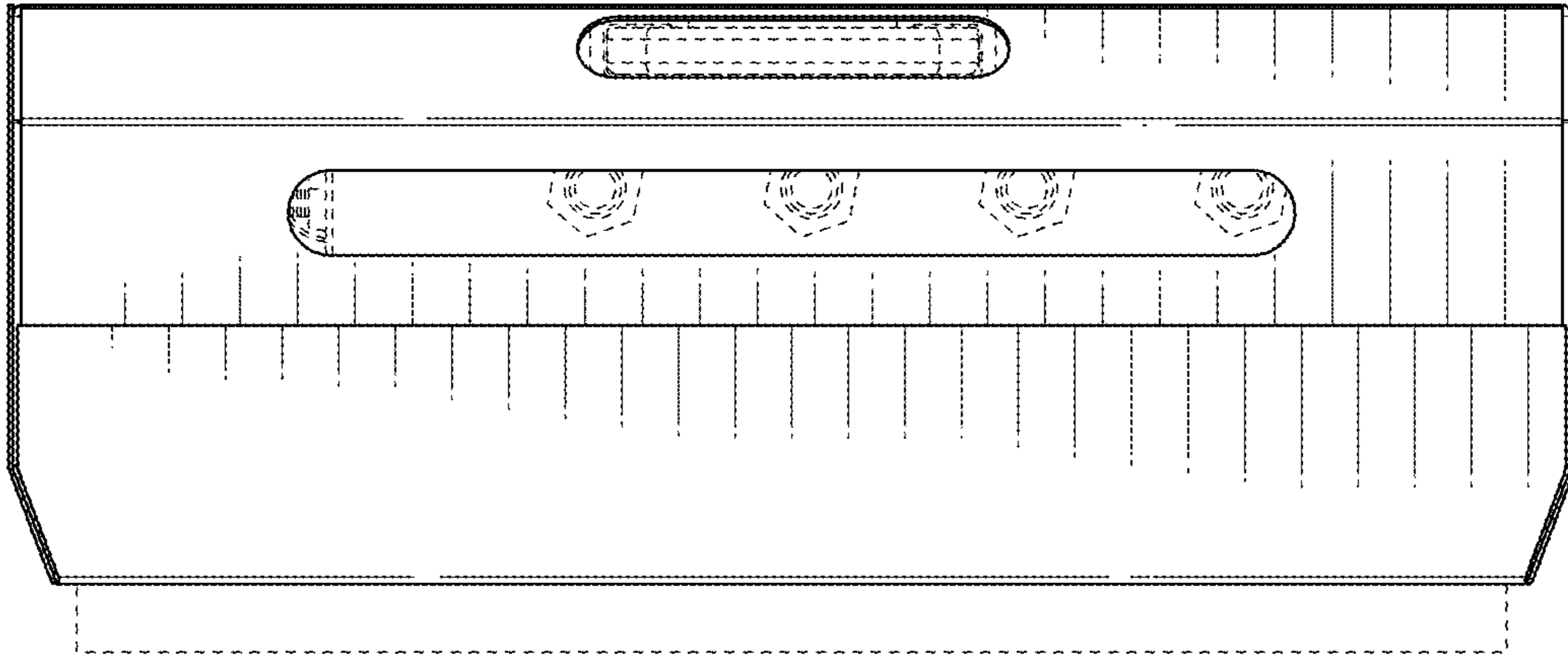


FIG. 6

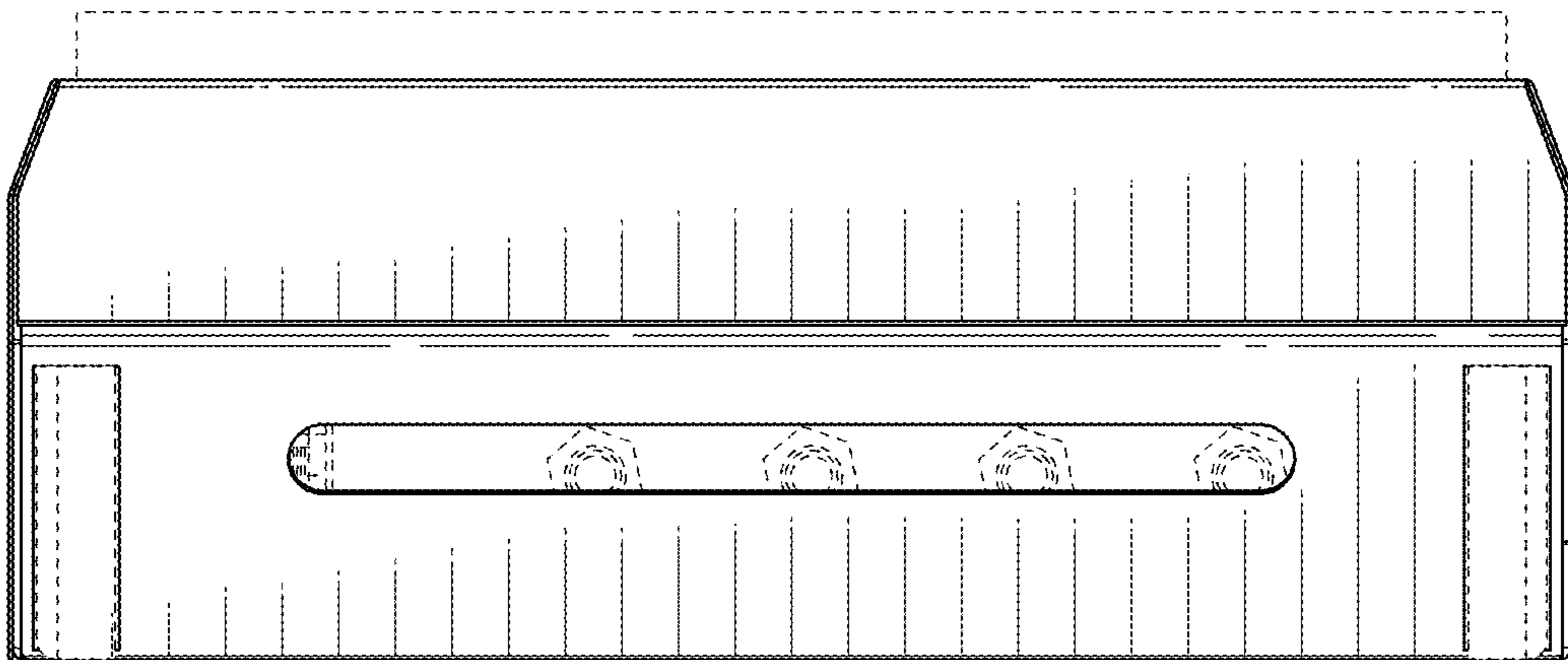


FIG. 7