



US00D892268S

(12) **United States Design Patent** (10) **Patent No.:** **US D892,268 S**
Wang et al. (45) **Date of Patent:** **** Aug. 4, 2020**

(54) **SHOWER HEAD**
(71) Applicant: **XIAMEN KEEKOE SANITARY WARE CO., LTD, Xiamen (CN)**
(72) Inventors: **Qiu Wang, Xiamen (CN); Shourong Hu, Xiamen (CN)**
(73) Assignee: **XIAMEN KEEKOE SANITARY WARE CO., LTD, Xiamen (CN)**
(**) Term: **15 Years**
(21) Appl. No.: **29/675,134**
(22) Filed: **Dec. 28, 2018**

7,866,576 B1 * 1/2011 Farley E03C 1/0409
239/553
D634,810 S * 3/2011 Yoo D23/213
D659,796 S * 5/2012 Farley D23/223
D659,797 S * 5/2012 Farley D23/223
D666,010 S * 8/2012 Farley D6/309
D680,619 S * 4/2013 Zhadanov D23/223
D681,776 S * 5/2013 Cutler D23/223
D744,065 S * 11/2015 Peterson D23/223
D744,611 S * 12/2015 Quinn D23/223
D755,346 S * 5/2016 Yan D23/223
9,404,243 B2 * 8/2016 Cacka B05B 1/1654
D779,039 S * 2/2017 Hanna D23/223
9,764,339 B2 * 9/2017 Yu B05B 1/18
D810,861 S * 2/2018 Weaver D23/213
D820,949 S * 6/2018 Reinecker D23/213
D842,967 S * 3/2019 Farley D23/213
(Continued)

(30) **Foreign Application Priority Data**
Oct. 22, 2018 (CN) 2018 3 0587773
(51) **LOC (12) Cl.** **23-01**
(52) **U.S. Cl.**
USPC **D23/213**
(58) **Field of Classification Search**
USPC D23/213, 214, 215, 223, 224, 226, 229,
D23/230
CPC A61H 9/0021; A61H 33/00; B05B 1/00;
B05B 1/14; B05B 1/185; B05B 1/08;
B05B 1/02; B05B 1/26; B05B 12/002;
B05B 1/18; B05B 9/01
See application file for complete search history.

(56) **References Cited**
U.S. PATENT DOCUMENTS
6,537,455 B2 * 3/2003 Farley C02F 1/003
210/251
D559,945 S * 1/2008 Patterson D23/213
D564,621 S * 3/2008 Lammel D23/223
D578,604 S * 10/2008 Wu D23/223
D581,014 S * 11/2008 Quinn D23/223
D610,651 S * 2/2010 Wu D23/223

OTHER PUBLICATIONS

<https://www.ebay.co.uk/itm/Laguna-6-Inch-Rainfall-Hand-Shower-with-5-Settings-/112578482776> (Year: 2017).*

Primary Examiner — Manpreet S Matharu
Assistant Examiner — Keith J Wilson
(74) *Attorney, Agent, or Firm* — Stein IP, LLC

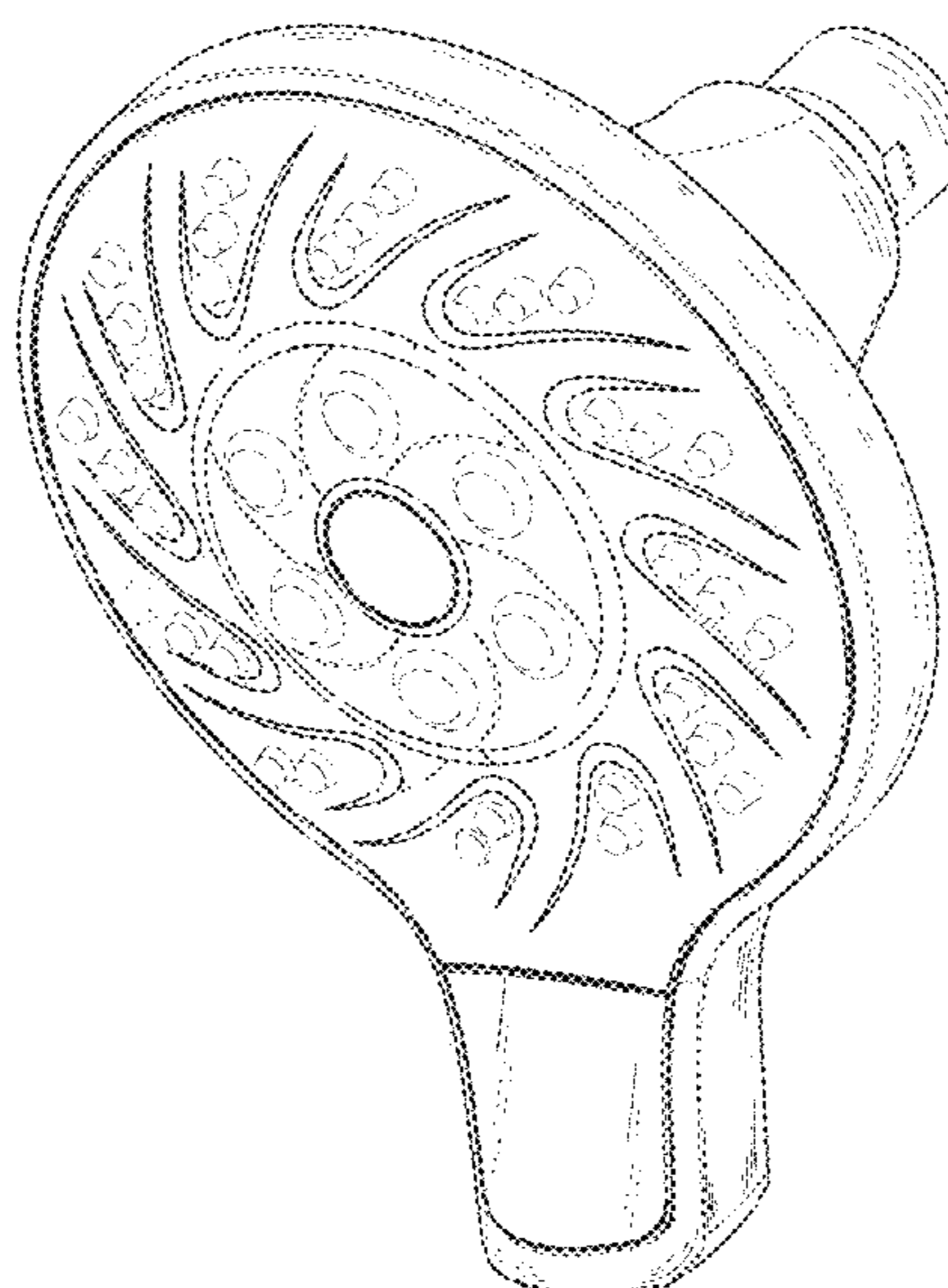
(57) **CLAIM**

The ornamental design for a shower head, as shown and described in the foregoing application.

DESCRIPTION

FIG. 1 is a perspective view of a shower head;
FIG. 2 is a front view thereof;
FIG. 3 is a rear view thereof;
FIG. 4 is a left view thereof;
FIG. 5 is a right view thereof;
FIG. 6 is a top view; and,
FIG. 7 is a bottom view.
The broken lines shown represent portions of a shower head and form no part of the claimed design.

1 Claim, 7 Drawing Sheets



(56)

References Cited

U.S. PATENT DOCUMENTS

10,234,054 B1 * 3/2019 Yang F16K 31/52408
D857,842 S * 8/2019 Yu D23/213
2012/0031511 A1 * 2/2012 Farley E03C 1/0408
137/544
2019/0091715 A1 * 3/2019 Mercado B05B 1/185

* cited by examiner



FIG. 1




FIG. 2

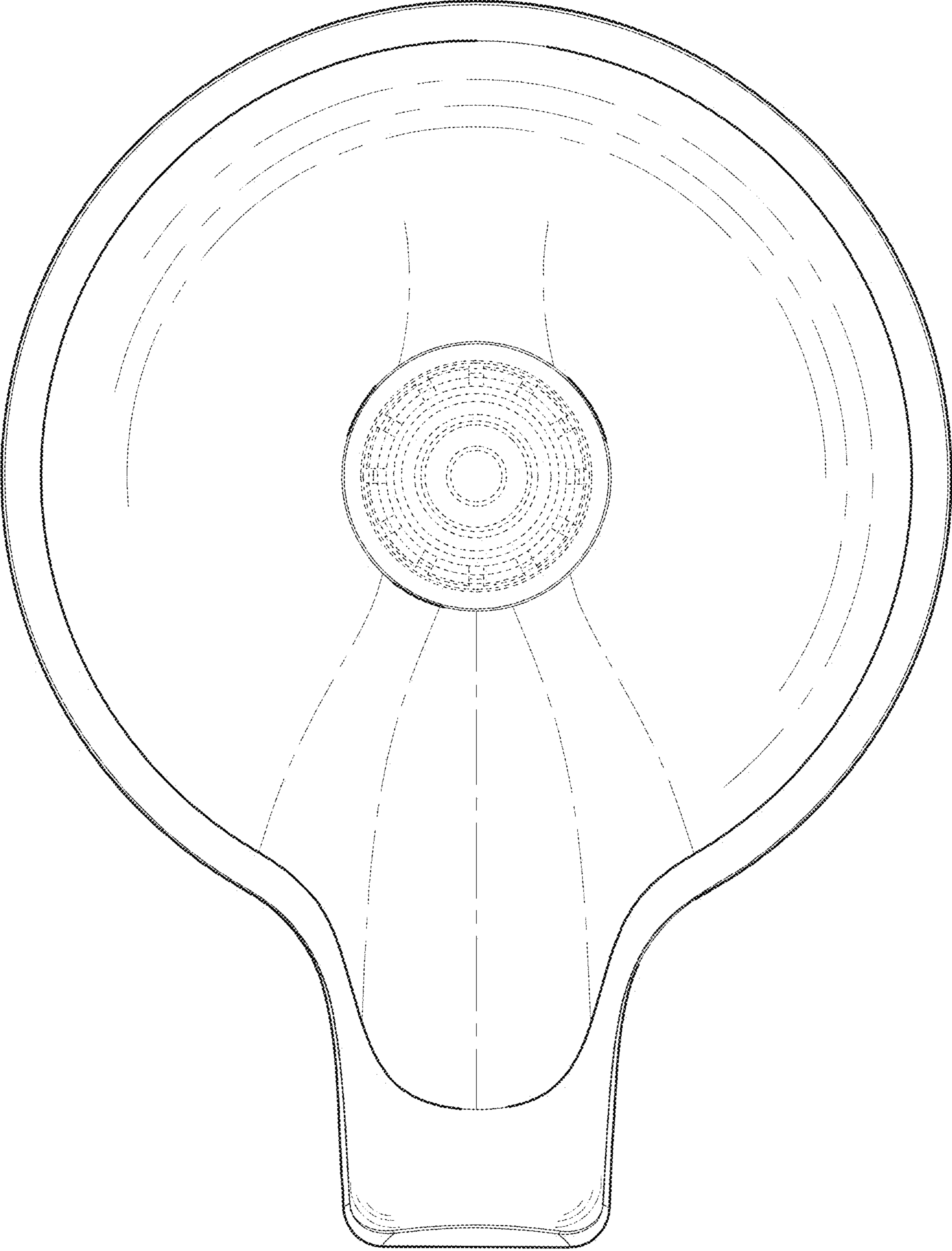


FIG. 3

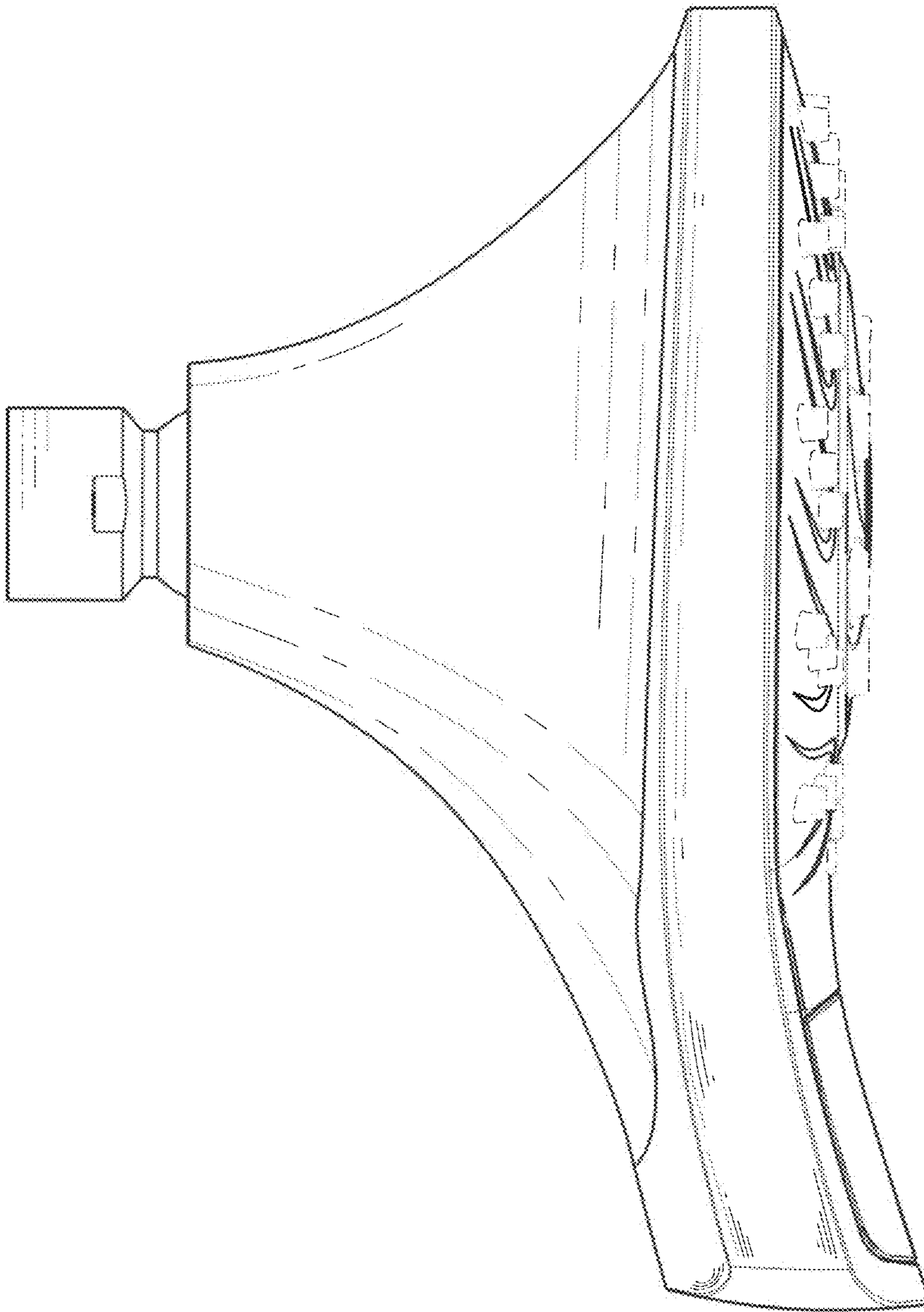


FIG. 4

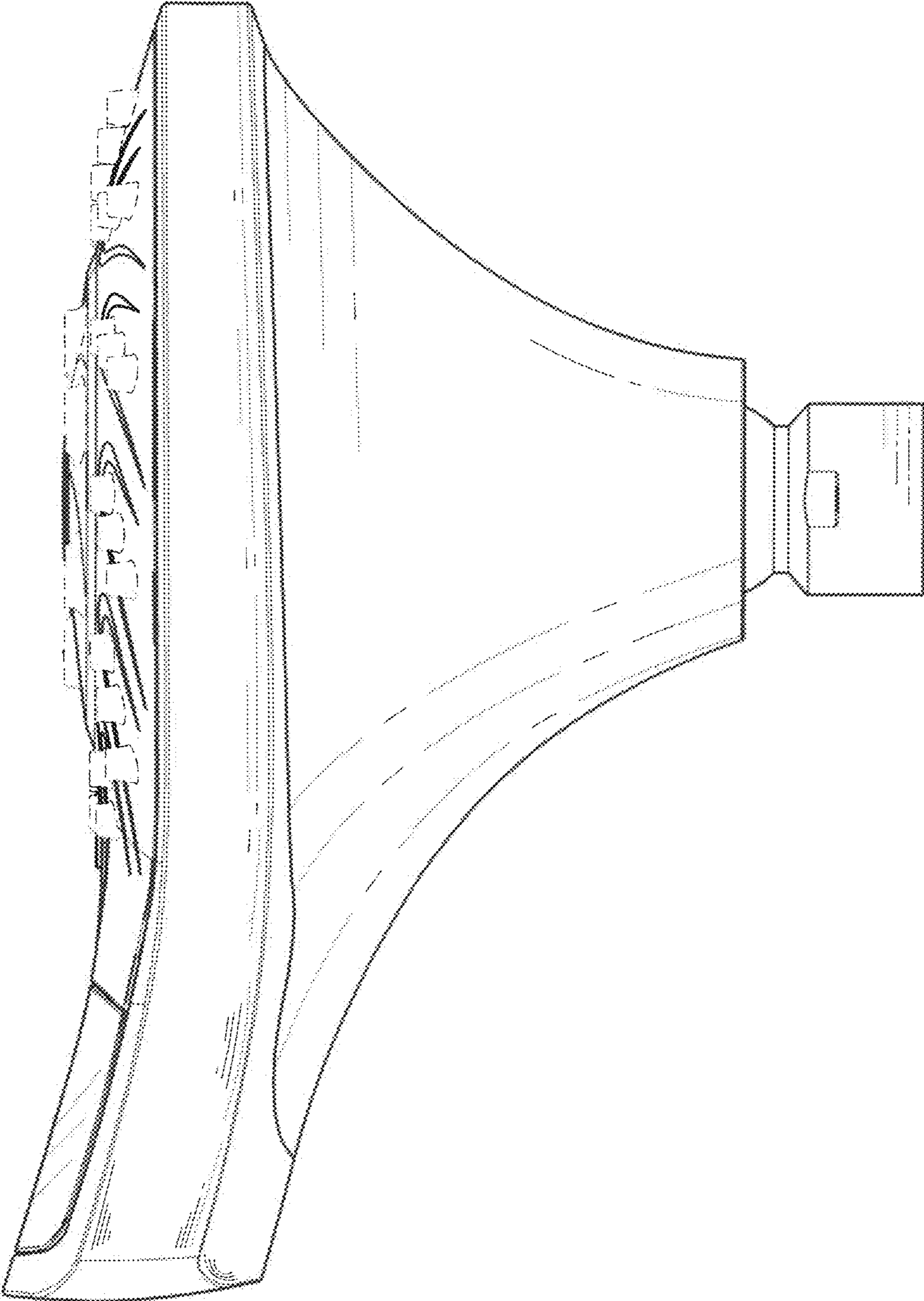


FIG. 5

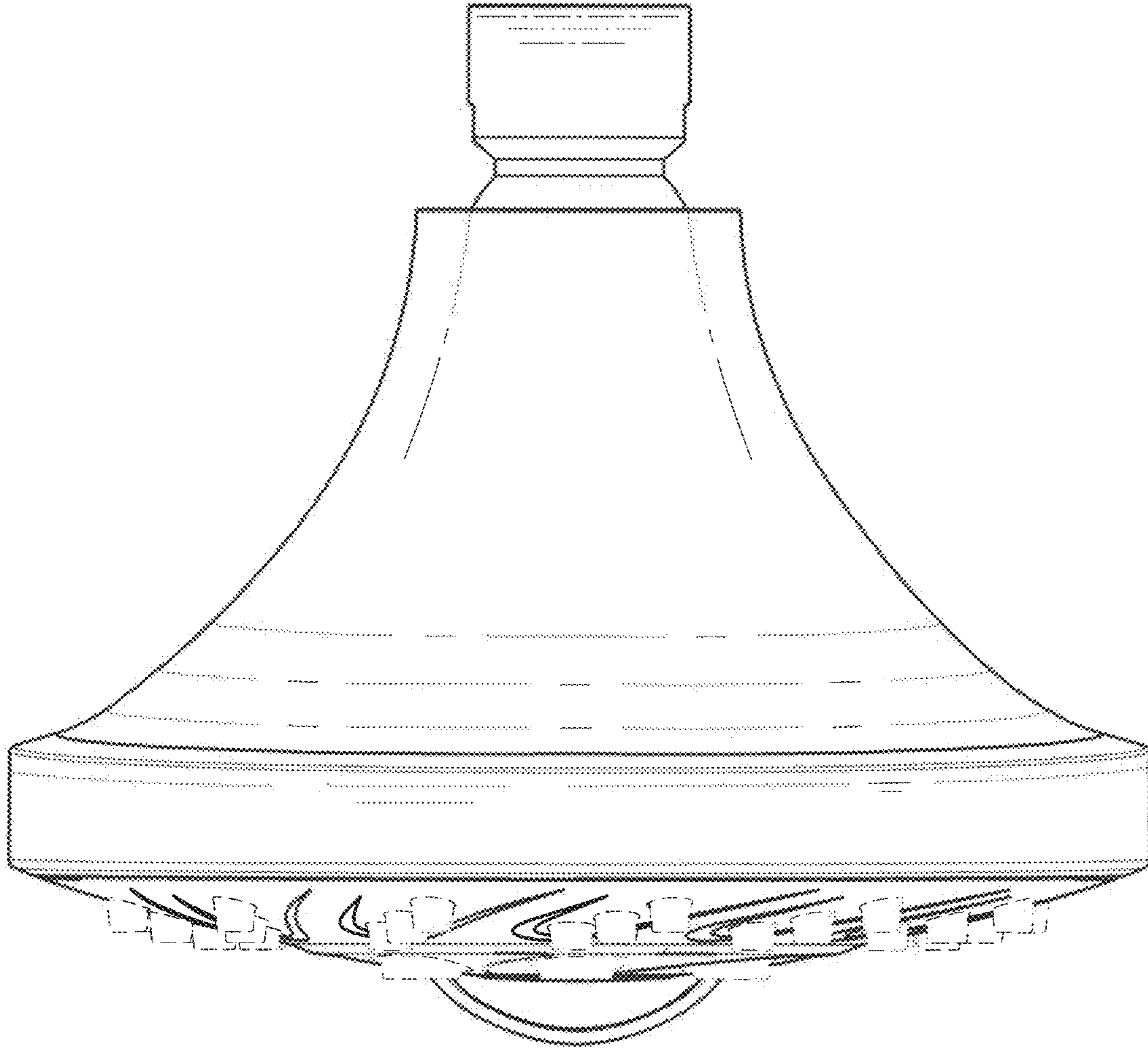


FIG. 6

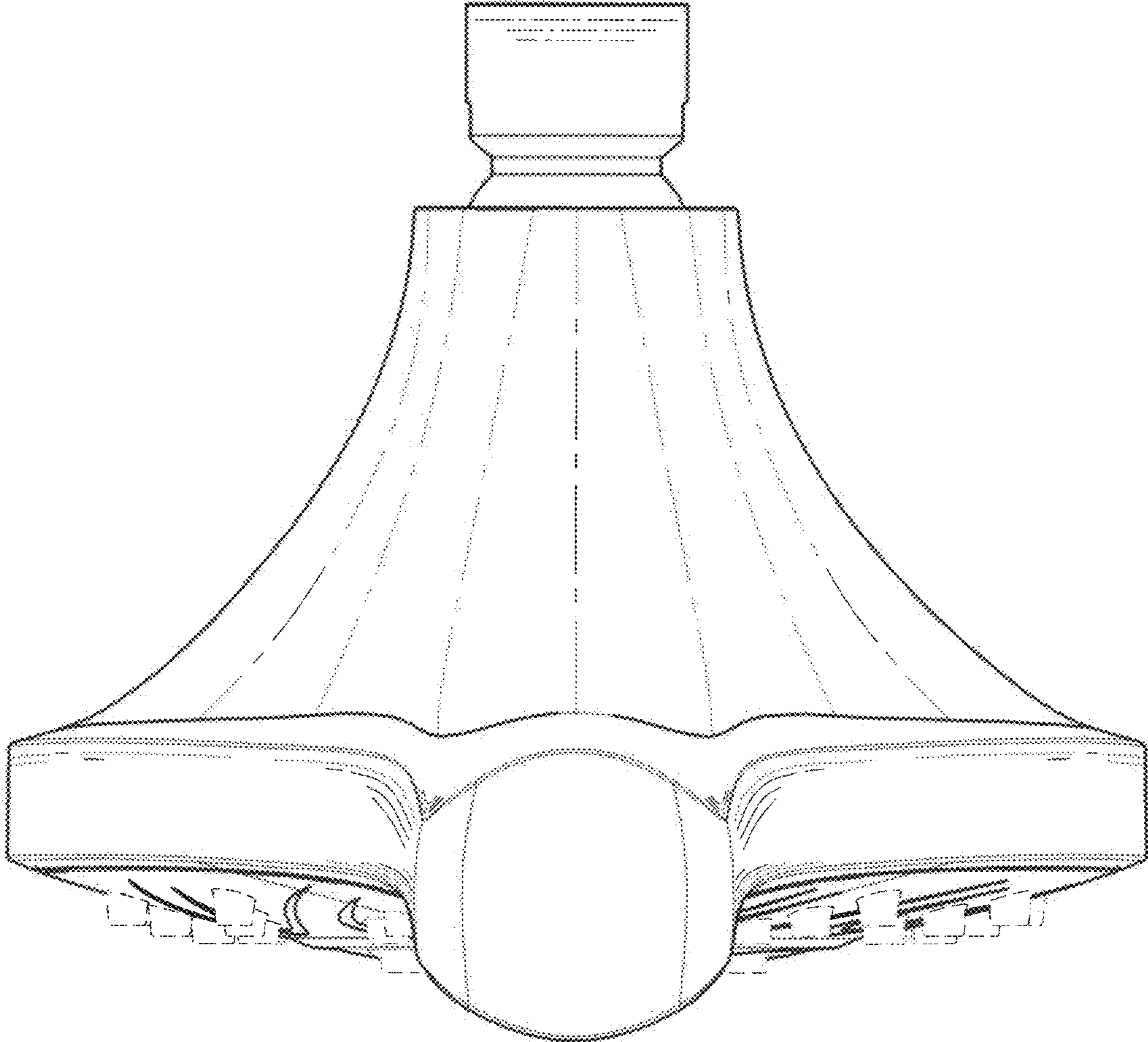


FIG. 7