



US00D892264S

(12) **United States Design Patent** (10) **Patent No.:** **US D892,264 S**  
**Zou** (45) **Date of Patent:** **\*\* Aug. 4, 2020**

- (54) **FILTER UNIT**
- (71) Applicant: **Qingdao Ecopure Filter Co., Ltd,**  
Qingdao (CN)
- (72) Inventor: **Zhibin Zou,** Qingdao (CN)
- (73) Assignee: **QINGDAO ECOPURE FILTER CO.,**  
**LTD.,** Jimo, Qingdao (CN)

D780,887 S *	3/2017	Huda	.....	D23/209
D788,880 S *	6/2017	Zou	.....	D23/209
D792,943 S *	7/2017	Zou	.....	D23/209
D794,749 S *	8/2017	Zou	.....	D23/209
10,099,162 B2 *	10/2018	Prince	.....	B01D 35/30
10,166,495 B2 *	1/2019	Chernov	.....	C08J 9/40
D845,433 S *	4/2019	Zou	.....	D23/209
D845,434 S *	4/2019	Zou	.....	D23/209
2015/0290569 A1 *	10/2015	Chernov	.....	B01D 35/30 210/85

(\*\*) Term: **15 Years**

(21) Appl. No.: **29/641,523**

(22) Filed: **Mar. 22, 2018**

(51) **LOC (12) Cl.** ..... **23-01**

(52) **U.S. Cl.**  
USPC ..... **D23/209**

(58) **Field of Classification Search**  
USPC ..... D23/200, 207, 209, 260, 261, 262;  
D7/412, 414; D8/499; D32/35; 4/287,  
4/295, 689; 210/223, 321.61, 512.1  
CPC .... B01D 35/30; B01D 35/153; B01D 35/306;  
B01D 2201/30; B01D 2201/29; B01D  
24/10; B01D 36/02; B01D 29/035; B01D  
29/0009; C02F 1/002; C02F 1/003  
See application file for complete search history.

(56) **References Cited**

**U.S. PATENT DOCUMENTS**

8,562,831 B2 *	10/2013	Bors	.....	B01D 35/306 210/232
D753,788 S *	4/2016	Huda	.....	D23/209
D764,626 S *	8/2016	Lu	.....	D23/209
D772,379 S *	11/2016	Tadlock	.....	D23/209
D773,607 S *	12/2016	Lu	.....	D23/209
D776,237 S *	1/2017	Dong	.....	D23/207

**OTHER PUBLICATIONS**

Ecopure Filter F-6003AEF reference [Aug. 10, 2019] found online [Aug. 10, 2019]—<http://www.ecopurefilter.com/products/2/page/1.html>.\*

\* cited by examiner

*Primary Examiner* — Lakiya G Rogers

*Assistant Examiner* — John A Voytek

(74) *Attorney, Agent, or Firm* — Muncy, Geissler, Olds & Lowe, P.C.

(57) **CLAIM**

The ornamental design for a filter unit, as shown and described.

**DESCRIPTION**

FIG. 1 is a front elevational view of a filter unit showing my new design;

FIG. 2 is a rear elevational view thereof;

FIG. 3 is a left side view thereof;

FIG. 4 is a right side view thereof;


FIG. 5 is a top plan view thereof;

FIG. 6 is a bottom plan view thereof; and,

FIG. 7 is a perspective views thereof.

The broken-lines in the drawings show portions of the filter unit that form no part of the claimed design.

**1 Claim, 7 Drawing Sheets**






FIG. 1




FIG. 2




FIG. 3




FIG. 4

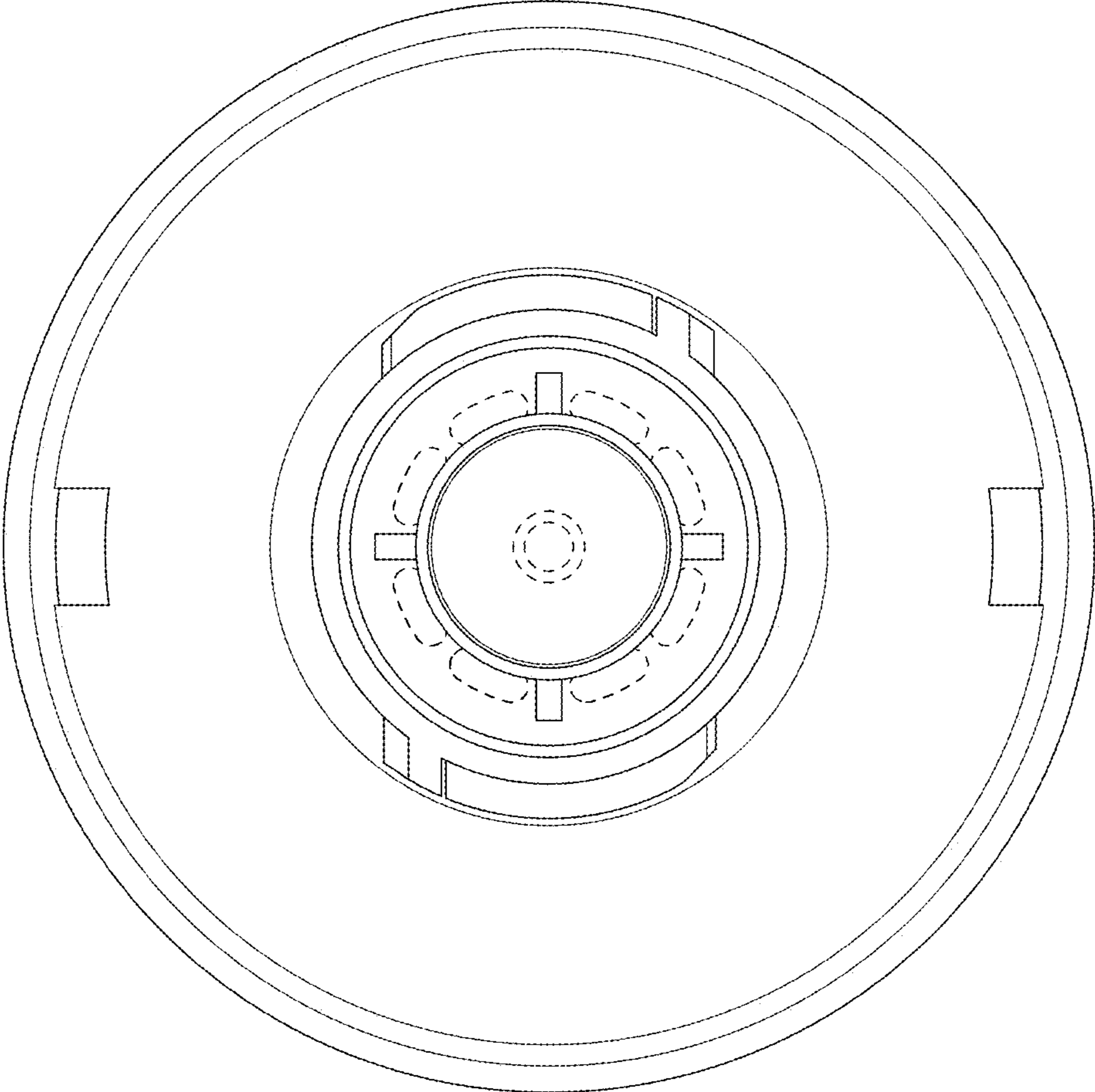


FIG. 5

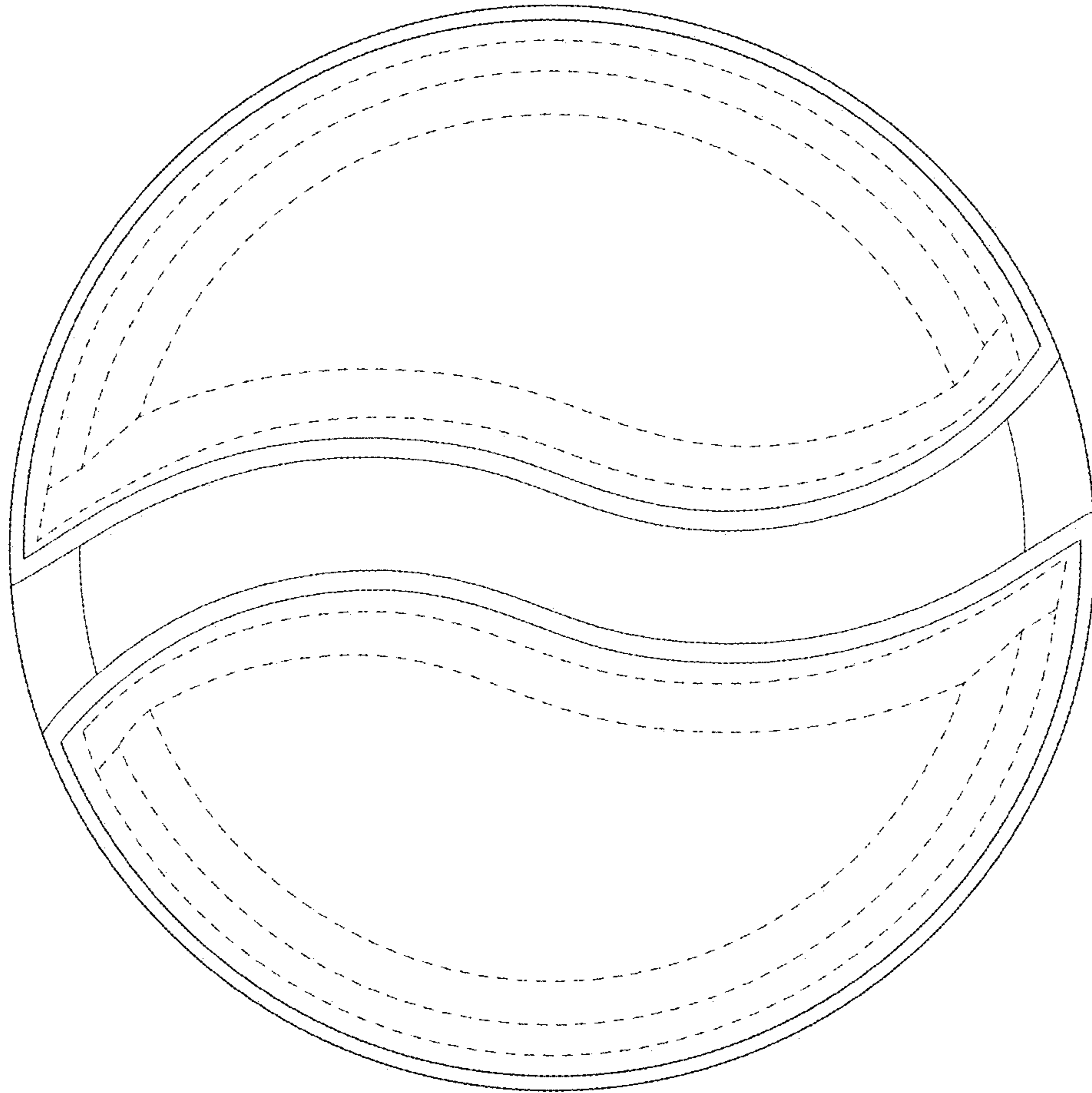


FIG. 6




FIG. 7