

US00D892261S

(12) **United States Design Patent** (10) **Patent No.:** **US D892,261 S**  
**Brooks** (45) **Date of Patent:** **\*\* Aug. 4, 2020**

(54) **ROTARY AUGER ANGLED FISHING ROD HANDLE HOLDER**  
(71) Applicant: **Kevin Brooks**, Leitchfield, KY (US)  
(72) Inventor: **Kevin Brooks**, Leitchfield, KY (US)  
(73) Assignee: **Decoy Stake Solutions, LLC**,  
Leitchfield, KY (US)  
(\*\*) Term: **15 Years**  
(21) Appl. No.: **29/688,775**  
(22) Filed: **Apr. 24, 2019**  
(51) **LOC (12) Cl.** ..... **22-05**  
(52) **U.S. Cl.**  
USPC ..... **D22/147**  
(58) **Field of Classification Search**  
USPC ..... D22/147; 43/21.2; D6/552; 211/70.2;  
224/558; 248/153, 516-519, 530, 533,  
248/538  
CPC ..... A01K 97/10  
See application file for complete search history.

3,612,455 A \* 10/1971 Cole ..... A01K 97/10  
248/530  
3,688,454 A 9/1972 Wolfcarius  
D267,504 S \* 1/1983 Hamlin ..... D22/147  
4,565,025 A \* 1/1986 Behrle ..... A01K 97/10  
248/538  
4,928,418 A 5/1990 Stelly  
5,098,057 A 3/1992 Gran  
6,116,760 A 9/2000 Cox  
6,412,236 B1 7/2002 Johnson  
6,481,147 B2 11/2002 Lindaman  
6,487,977 B1 12/2002 Willaims  
D471,952 S \* 3/2003 Cardenas ..... D22/147  
6,698,132 B1 3/2004 Brint  
D489,118 S \* 4/2004 Preiss ..... D22/147  
6,810,630 B2 11/2004 Chizmas  
6,901,693 B1 6/2005 Crowe  
D525,675 S \* 7/2006 Munn ..... D22/147

(Continued)

*Primary Examiner* — Catherine R Oliver-Garcia  
(74) *Attorney, Agent, or Firm* — Carrithers Law Office,  
PLLC; David W. Carrithers

(57) **CLAIM**

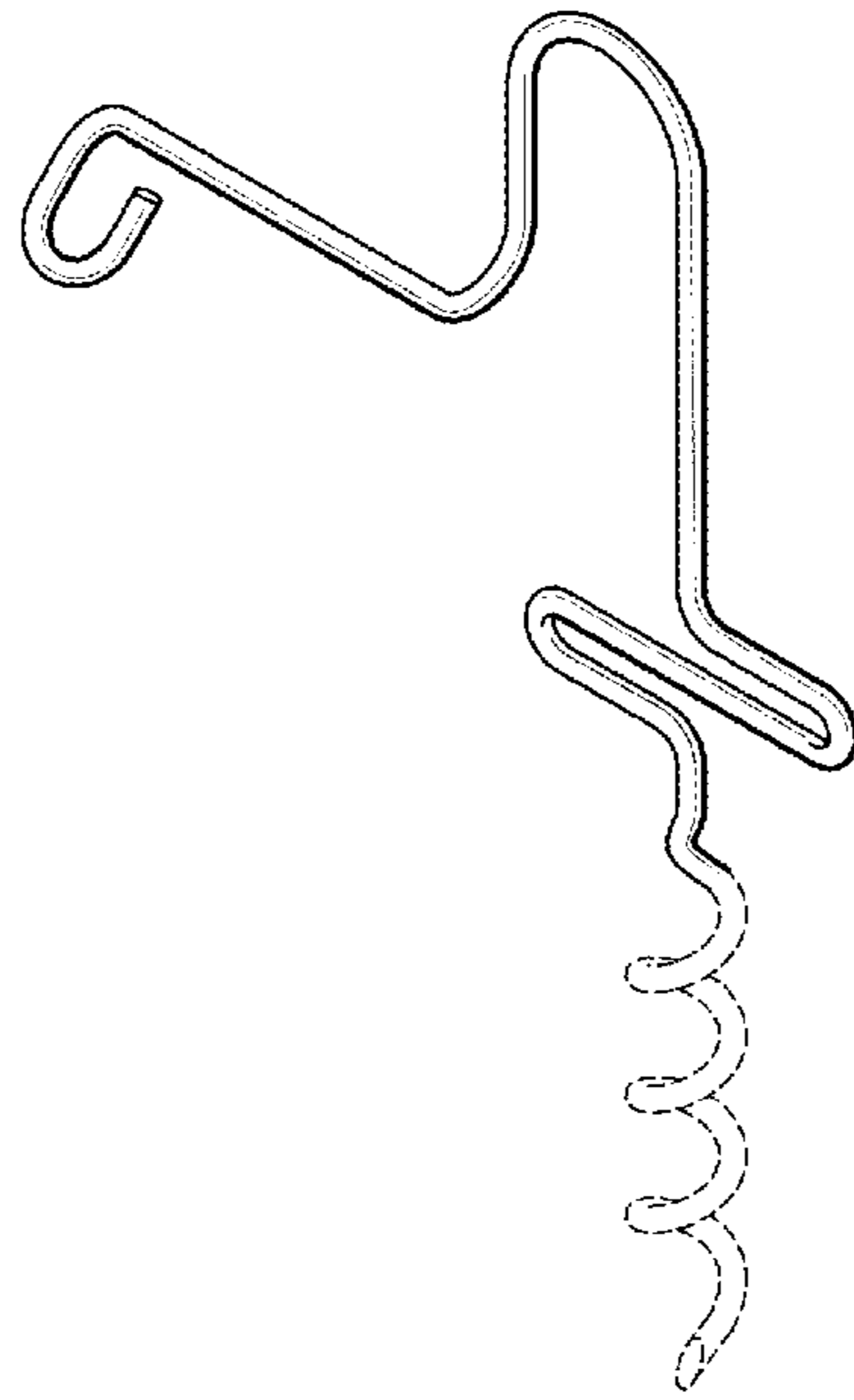
The ornamental design for a rotary auger angled fishing rod handle holder, as shown and described.

**DESCRIPTION**

FIG. 1 is a perspective view of a rotary auger angled fishing rod handle holder showing my new design; FIG. 2 is a left side view thereof; FIG. 3 is a right side view thereof; FIG. 4 is a front view thereof; FIG. 5 is a rear view thereof; FIG. 6 is a top plan view thereof; and, FIG. 7 is a bottom plan view thereof. The broken lines shown in the drawings represent portions of the auger hat form no part of the claimed design.

**1 Claim, 2 Drawing Sheets**

(56) **References Cited**  
U.S. PATENT DOCUMENTS  
32,226 A 4/1861 Dotson  
168,890 A 10/1875 Field  
345,877 A 7/1886 Brainard  
907,799 A 12/1908 Hawley  
1,562,343 A 11/1925 Post  
2,269,996 A 1/1942 Milton et al.  
2,447,444 A 8/1948 Waite  
2,563,159 A 8/1951 Louis  
2,901,789 A 9/1959 Frank  
3,059,732 A 10/1962 Hammack  
3,286,962 A 11/1966 Warth  
3,318,560 A 5/1967 Garrette, Jr. et al.  
3,586,274 A \* 6/1971 Hart ..... A01K 97/10  
248/530



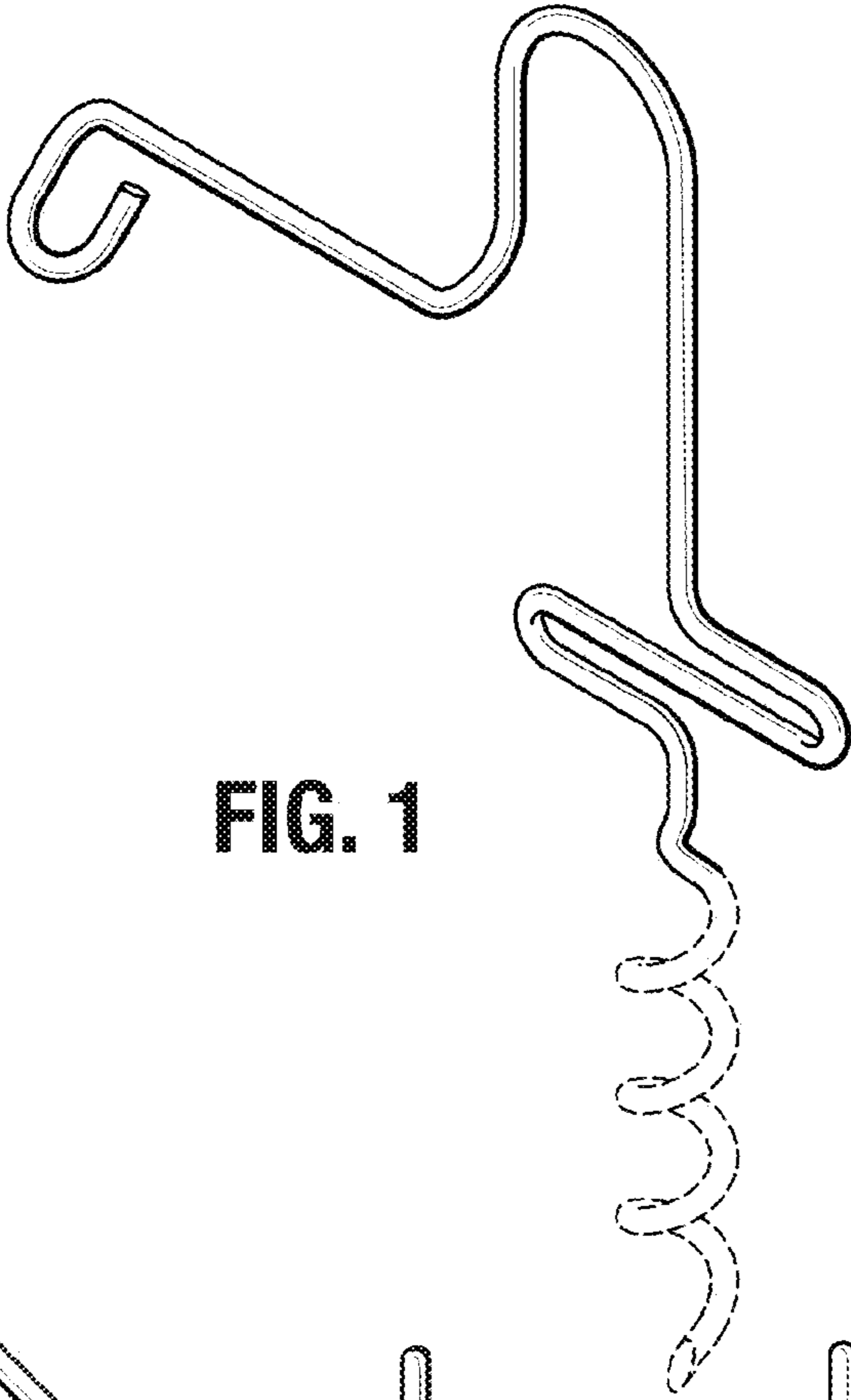
(56)

**References Cited**

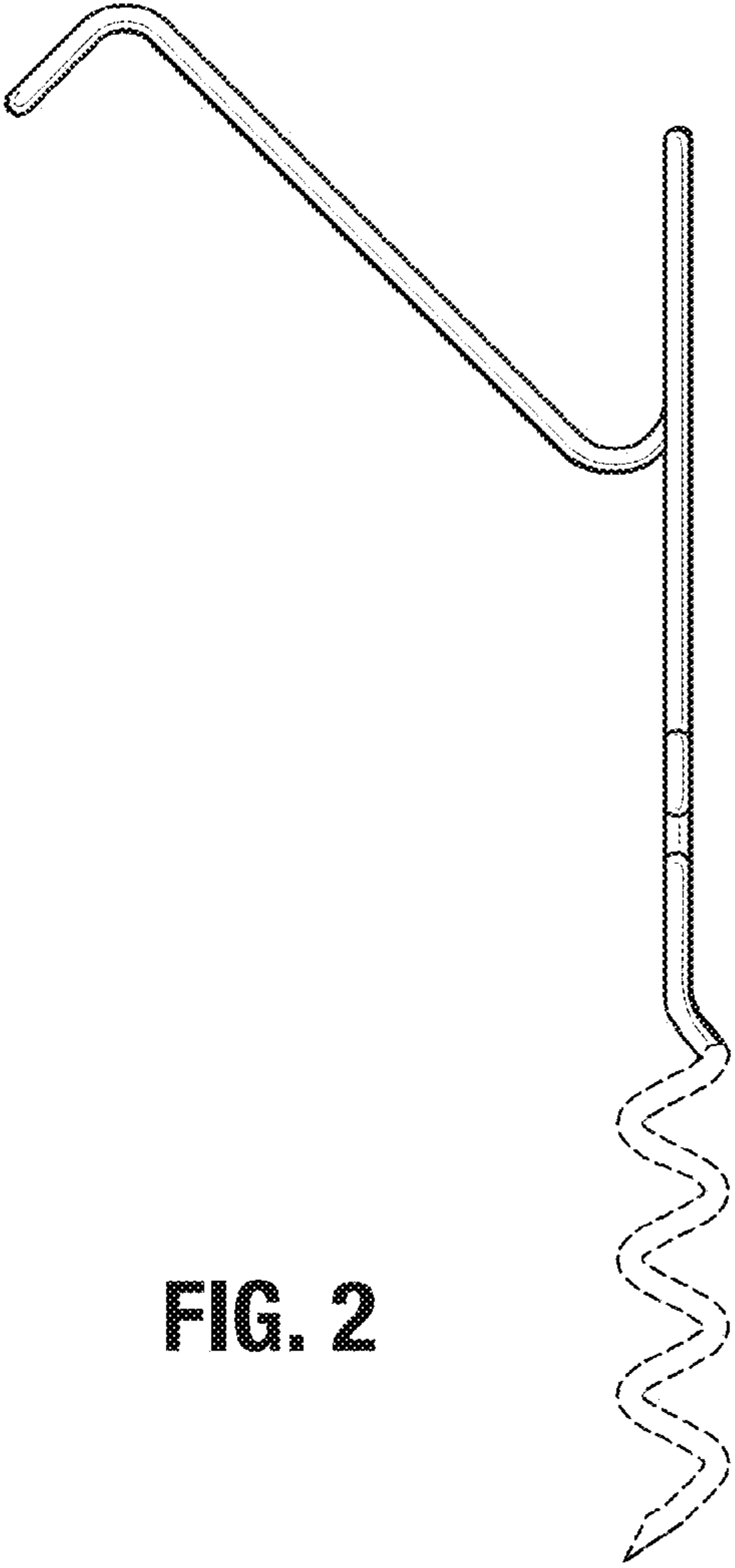
U.S. PATENT DOCUMENTS

D550,071	S	9/2007	Powell	
D554,980	S	11/2007	Mihelis	
7,493,873	B2	2/2009	Petersen	
8,230,638	B1	7/2012	Dunaway	
D691,697	S *	10/2013	Purser .....	D22/147
D777,294	S *	1/2017	Bell .....	D22/147
D797,885	S *	9/2017	Hernandez .....	D22/147
D818,080	S *	5/2018	Kennedy .....	D22/147
10,104,878	B2	10/2018	Brooks	
2005/0268522	A1	12/2005	Foster	
2014/0332645	A1	11/2014	Brooks	

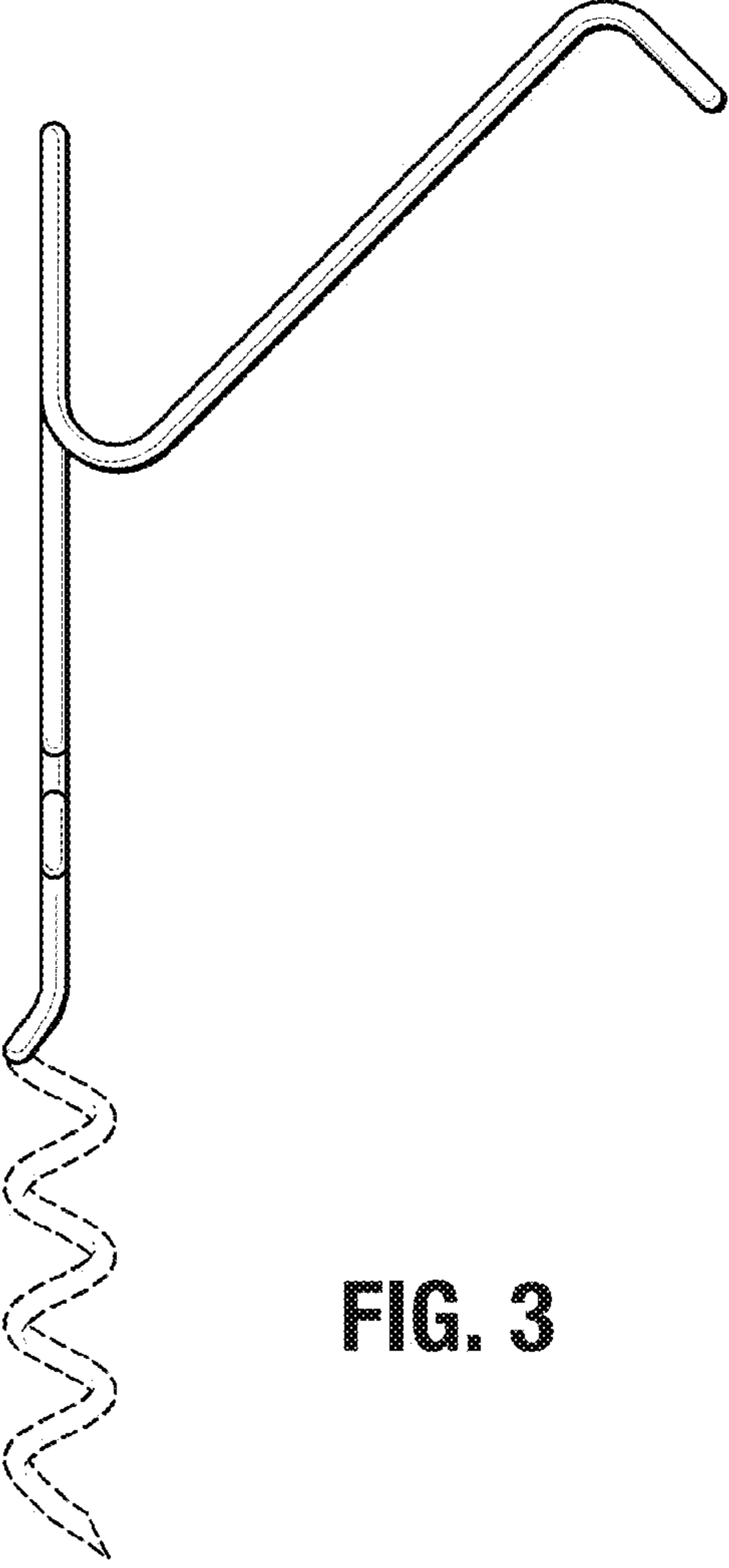
\* cited by examiner



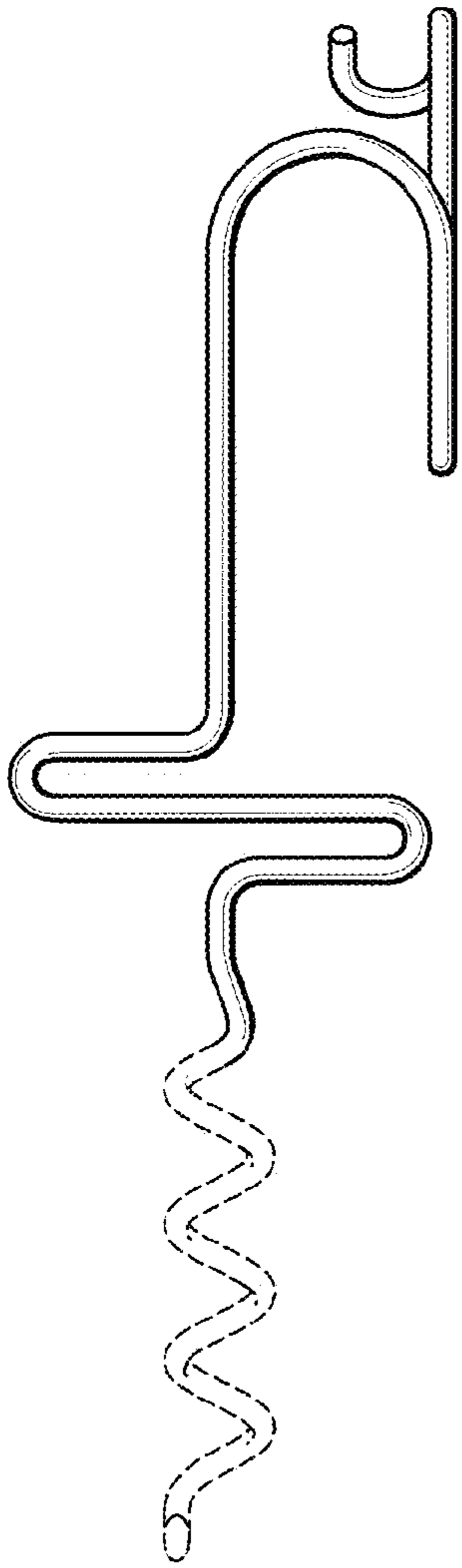
**FIG. 1**



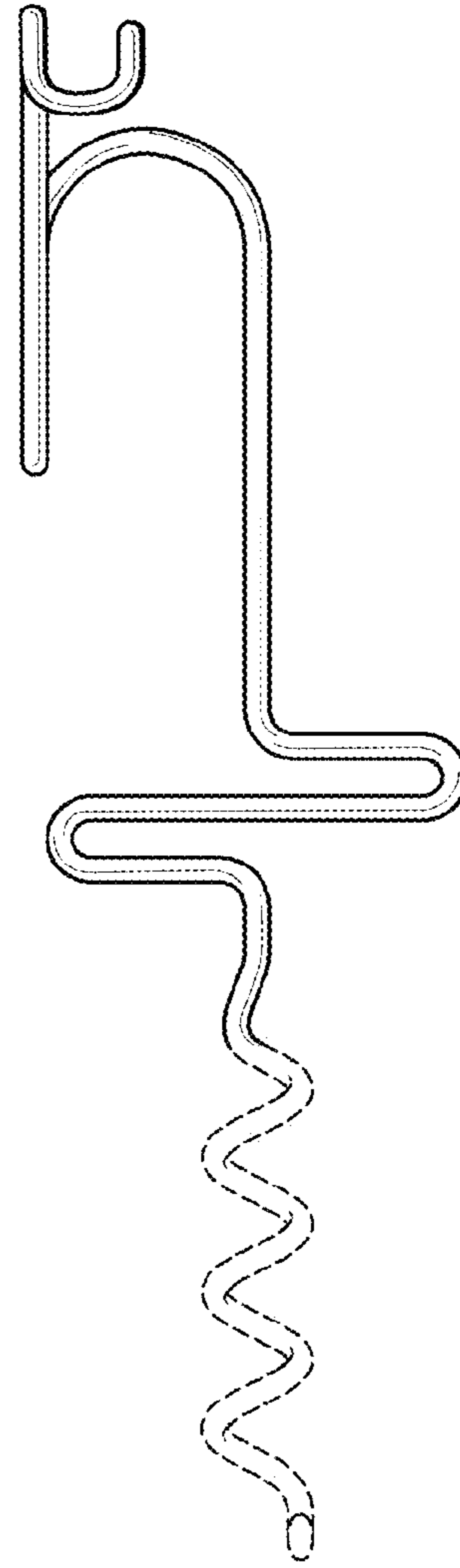
**FIG. 2**




**FIG. 3**




**FIG. 4**



**FIG. 5**



**FIG. 6**



**FIG. 7**