



US00D892223S

(12) **United States Design Patent** (10) **Patent No.:** **US D892,223 S**
Levy (45) **Date of Patent:** **** Aug. 4, 2020**

(54) **FLIGHT SYSTEM**
(71) Applicant: **Beyond Industries LLC**, New York, NY (US)
(72) Inventor: **Ely Samuel Levy**, New York, NY (US)
(73) Assignee: **BEYONDER INDUSTRIES LLC**, New York, NY (US)
(**) Term: **15 Years**
(21) Appl. No.: **29/683,295**
(22) Filed: **Mar. 12, 2019**
(51) **LOC (12) Cl.** **21-02**
(52) **U.S. Cl.**
USPC **D21/436**
(58) **Field of Classification Search**
USPC D12/1, 2, 3, 4, 16.1, 319-345;
D21/437-455
CPC B64C 29/0033; B64C 2201/021; B64C 29/02; B64C 2201/088; B64C 2201/104; B64C 2201/141
See application file for complete search history.

(56) **References Cited**
U.S. PATENT DOCUMENTS
D189,562 S * 1/1961 Nelson D12/330
3,023,980 A * 3/1962 Martin F02C 3/085
244/4 A
D193,369 S * 8/1962 Walker D12/330
3,443,775 A * 5/1969 Williams B64C 39/026
244/4 A
5,779,188 A * 7/1998 Frick B64C 39/026
244/12.5
D454,109 S * 3/2002 Moshier D12/319
D634,257 S * 3/2011 Alexander D12/326
8,336,805 B1 * 12/2012 Zapata B63H 11/113
244/4 A
D678,169 S * 3/2013 Kennelly D12/319

D684,642 S * 6/2013 Li D12/328
D695,205 S * 12/2013 Guzman D12/326
D696,618 S * 12/2013 Wang D12/326
D741,247 S * 10/2015 Brody D12/326
D751,025 S * 3/2016 Howell D12/16.1
9,327,165 B2 * 5/2016 Melendez A63B 35/12
D761,690 S * 7/2016 Friesmuth D12/16.1
D776,569 S * 1/2017 Baruchin D12/16.1
D776,570 S * 1/2017 Baruchin D12/16.1
D779,595 S * 2/2017 Xiao D12/16.1
D801,856 S * 11/2017 Zhou D12/16.1
D803,724 S * 11/2017 Zhou D12/16.1
D814,350 S * 4/2018 Joo D12/16.1
D816,583 S * 5/2018 Dutertre D12/328
D817,812 S * 5/2018 Whitten, Jr. D12/16.1
9,963,228 B2 * 5/2018 McCullough B64C 11/28
D822,579 S * 7/2018 Lienhard D12/328

(Continued)

Primary Examiner — Marissa J Cash
(74) Attorney, Agent, or Firm — Ladas & Parry LLP

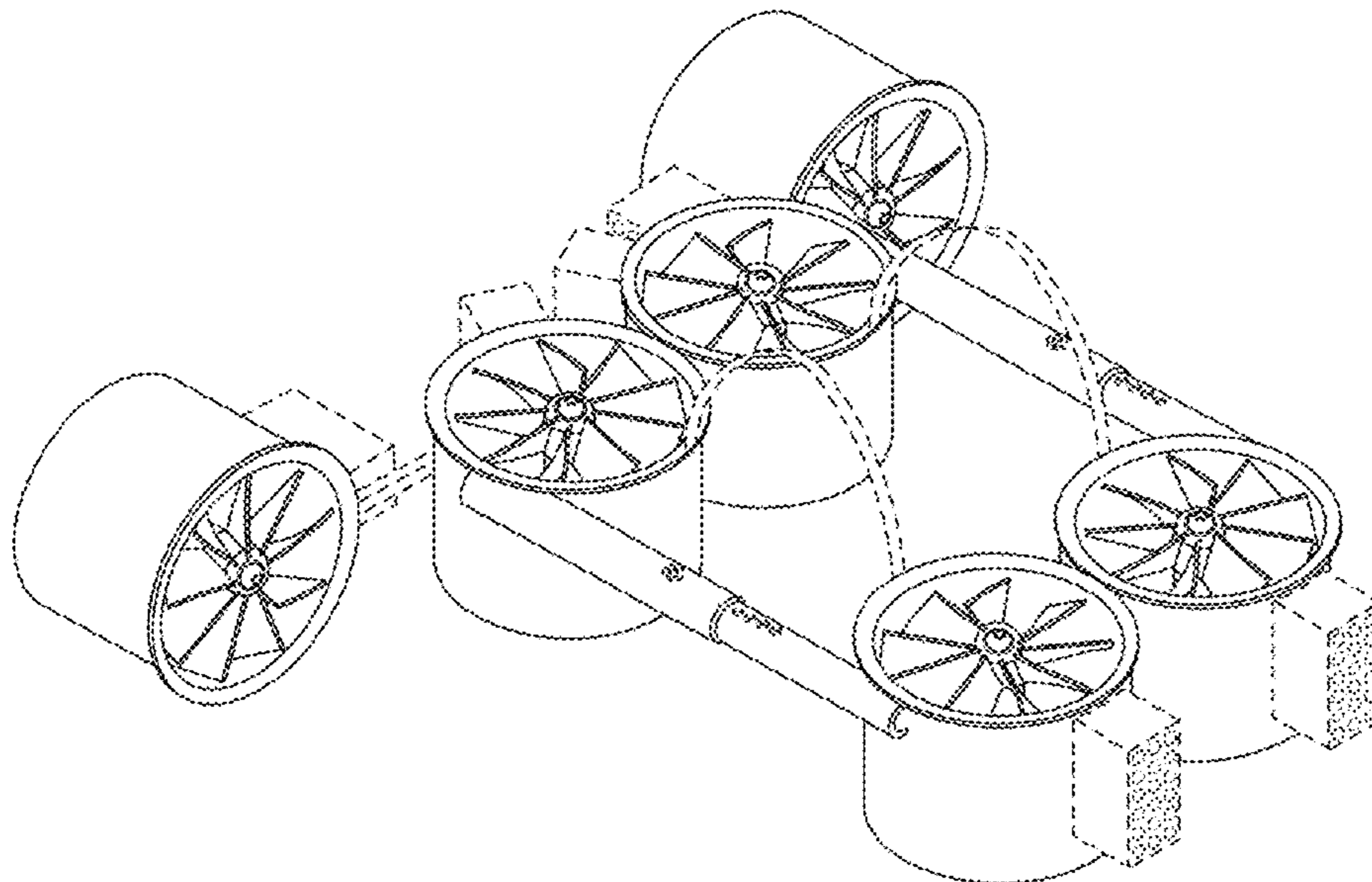
(57) **CLAIM**

I claim the ornamental design for a flight system, as shown and described.

DESCRIPTION

FIG. 1 is a perspective view of a first embodiment of my new design for a flight system;
FIG. 2 is a top view thereof;
FIG. 3 is a front view thereof;
FIG. 4 is a rear view thereof;
FIG. 5 is a left side view thereof;
FIG. 6 is a right side view thereof;
FIG. 7 is a bottom view thereof;
FIG. 8 is a perspective view thereof in use on the body of a user of the flight system; and,
FIG. 9 is a perspective view of a second embodiment of my new design for a flight system.
The broken lines illustrate environmental structure and form no part of the claimed design.

1 Claim, 7 Drawing Sheets



(56)

References Cited

U.S. PATENT DOCUMENTS

10,112,713 B2 * 10/2018 Tyler B64C 39/026
D843,304 S * 3/2019 MacAndrew D12/319
D843,305 S * 3/2019 MacAndrew D12/319
D843,919 S * 3/2019 Tzarnotzky D12/329
D850,357 S * 6/2019 Cummings D12/326
10,317,914 B2 * 6/2019 Douglas B64C 29/0008
10,364,028 B1 * 7/2019 Wilhour B64C 27/00
10,398,940 B2 * 9/2019 Grosse Austing A63B 35/12
10,414,483 B2 * 9/2019 Ivans B64C 1/30
10,421,541 B2 * 9/2019 Groninga B64C 3/385
D862,361 S * 10/2019 Corning D12/330
D866,394 S * 11/2019 Shih D12/16.1
D868,668 S * 12/2019 Parvizian D12/328
D872,004 S * 1/2020 Nunes D12/328
D872,681 S * 1/2020 Tzarnotzky D12/329
D873,200 S * 1/2020 Langford, III D12/319
D873,201 S * 1/2020 Langford, III D12/319
D873,202 S * 1/2020 Tzarnotzky D12/329
2009/0020654 A1 * 1/2009 Tyler B64C 39/026
244/23 A
2012/0012692 A1 * 1/2012 Kroo B64C 3/56
244/6
2012/0234968 A1 * 9/2012 Smith B64C 29/0033
244/12.3
2015/0064004 A1 * 3/2015 Contoret A63C 11/10
416/1
2017/0174336 A1 * 6/2017 Baba B64C 1/30
2017/0369162 A1 * 12/2017 Alzahrani B64C 29/0033
2018/0057157 A1 * 3/2018 Groninga B64C 27/82

* cited by examiner

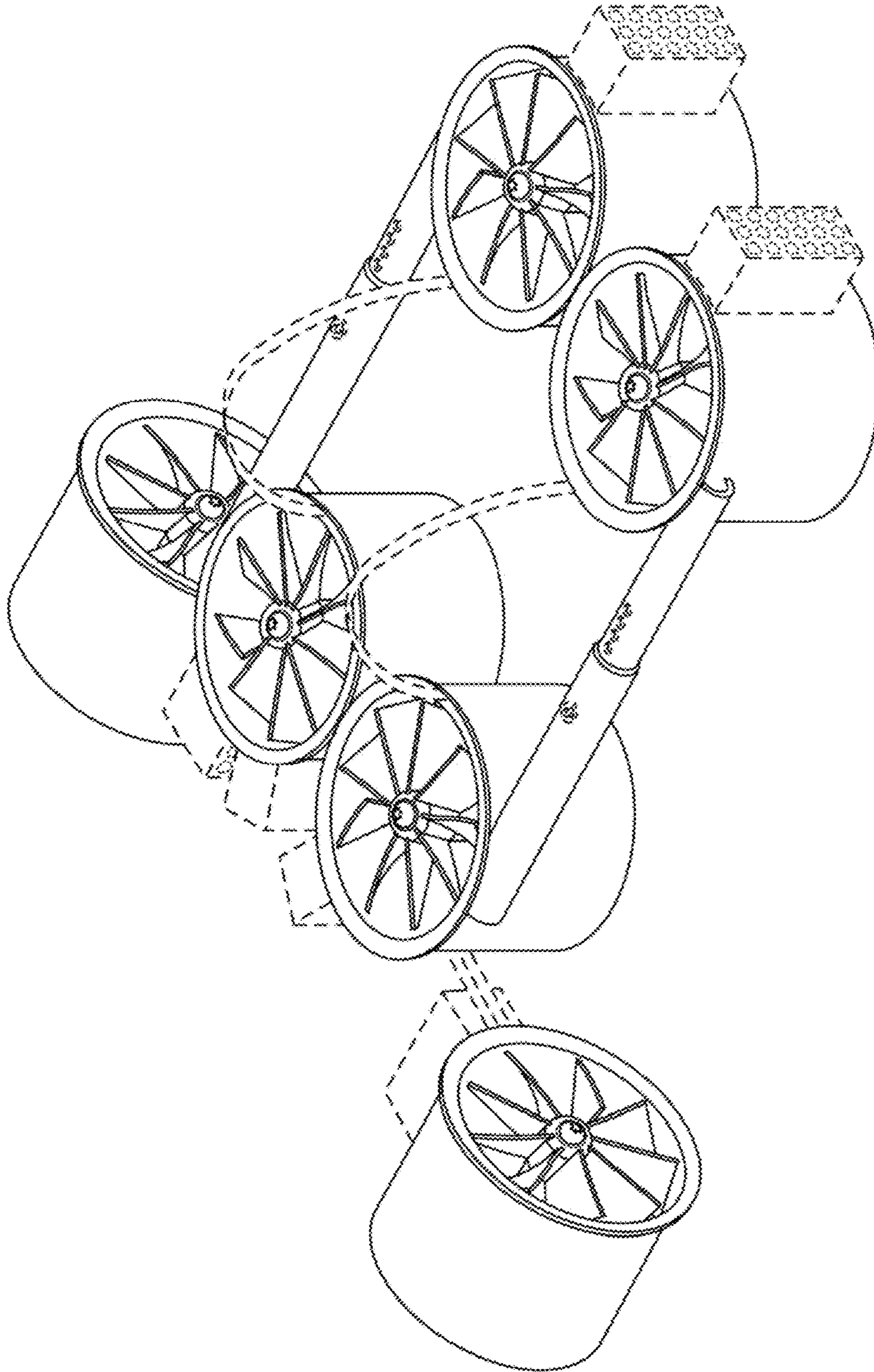


FIG. 1

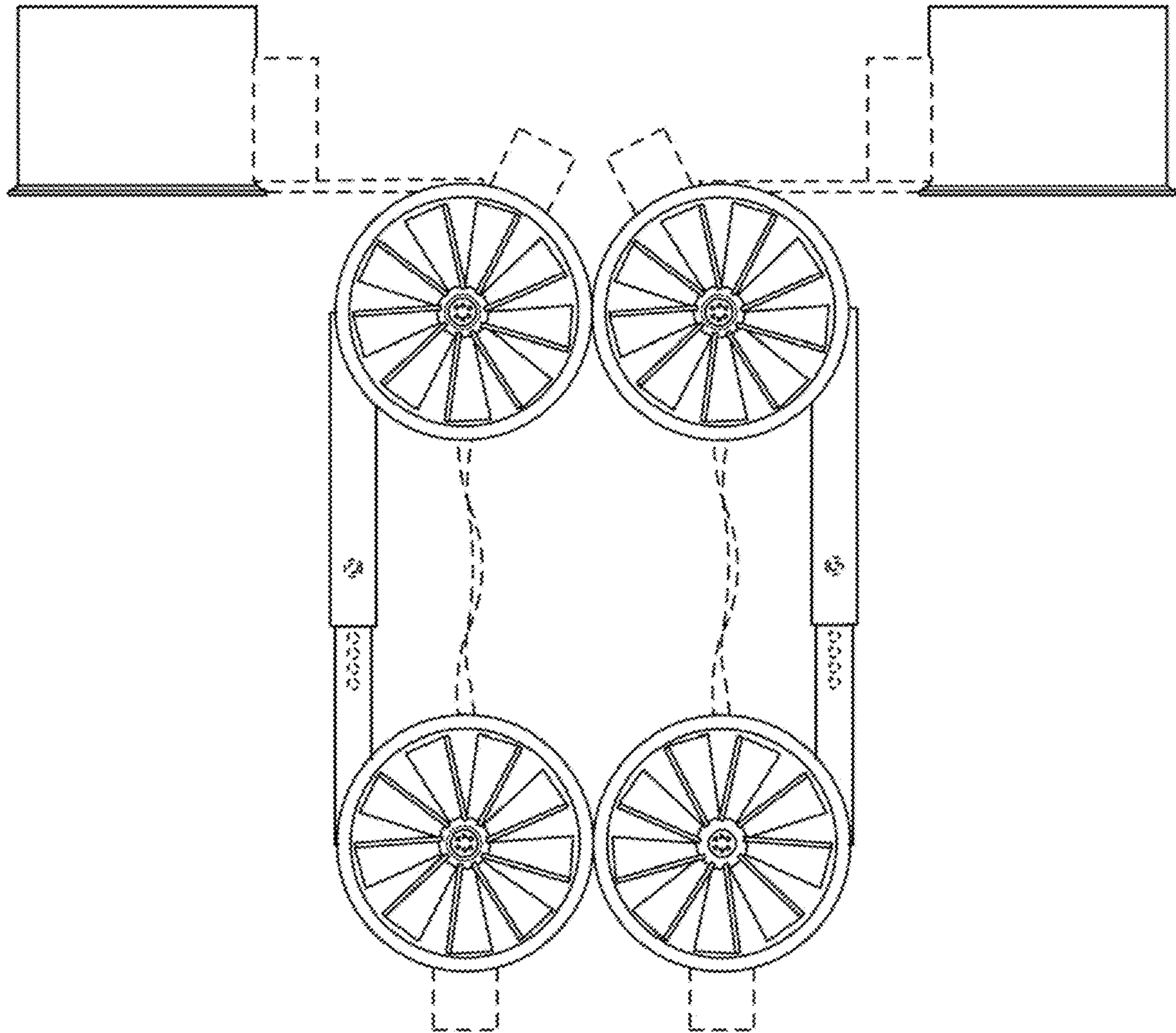


FIG. 2

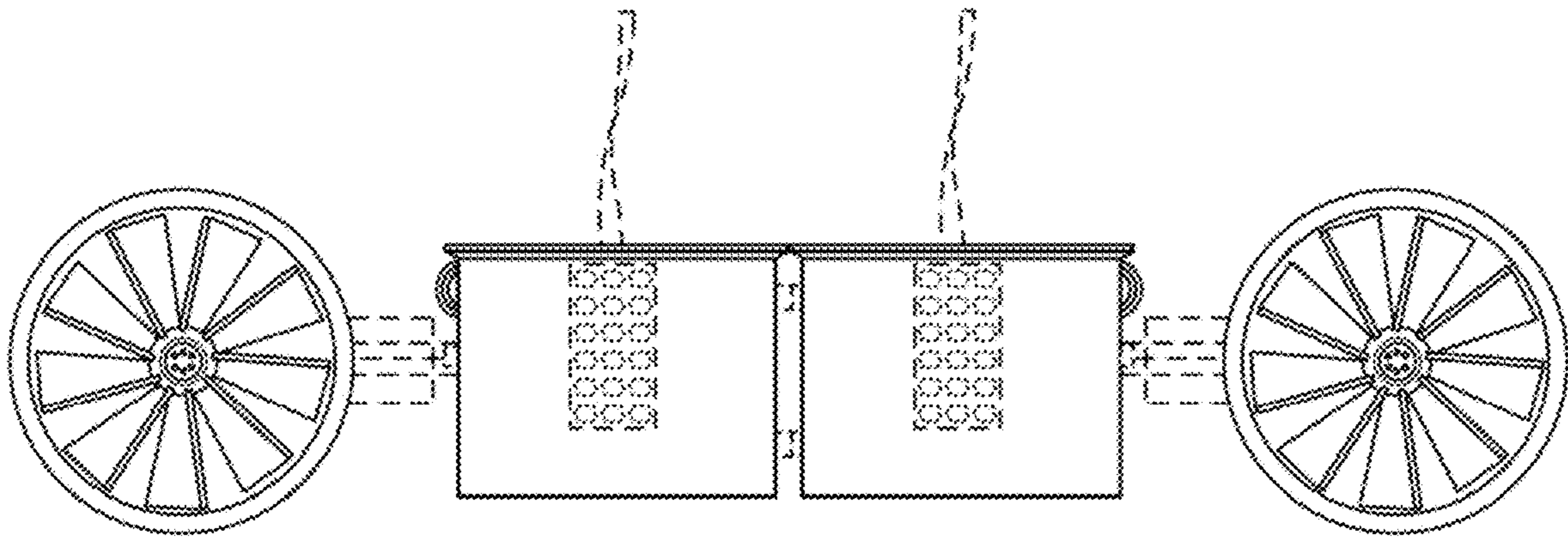


FIG. 3

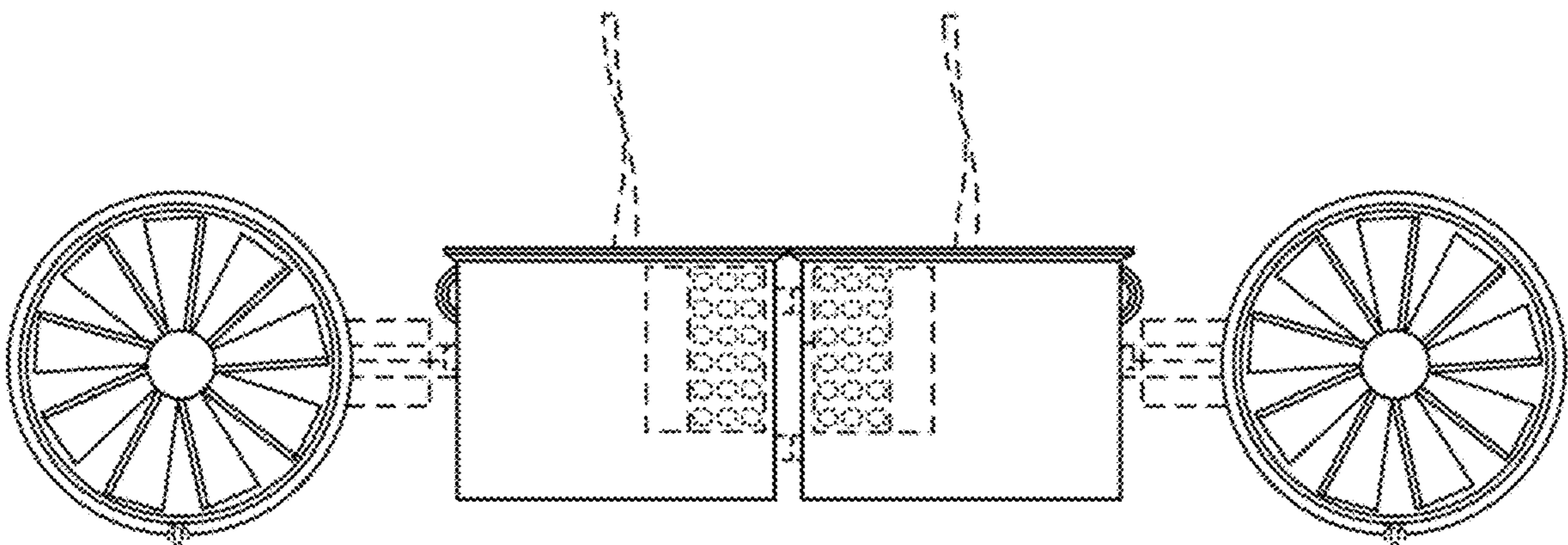


FIG. 4

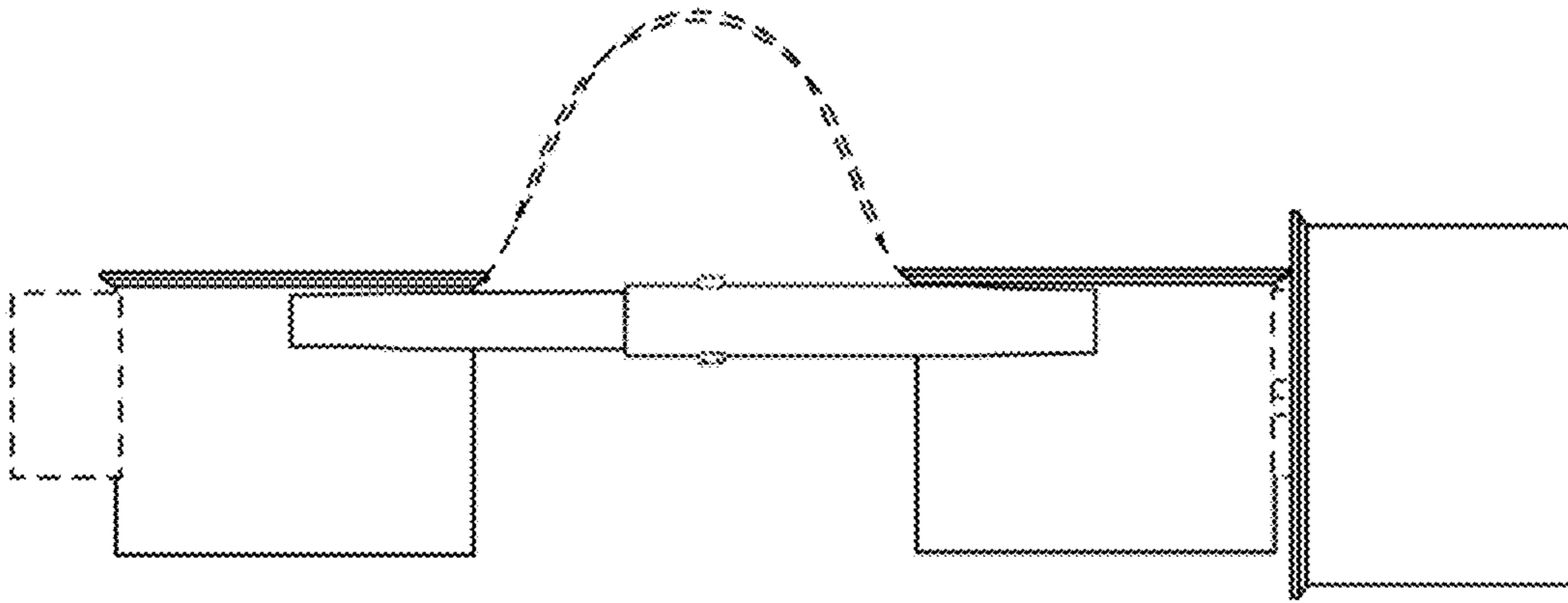


FIG. 5

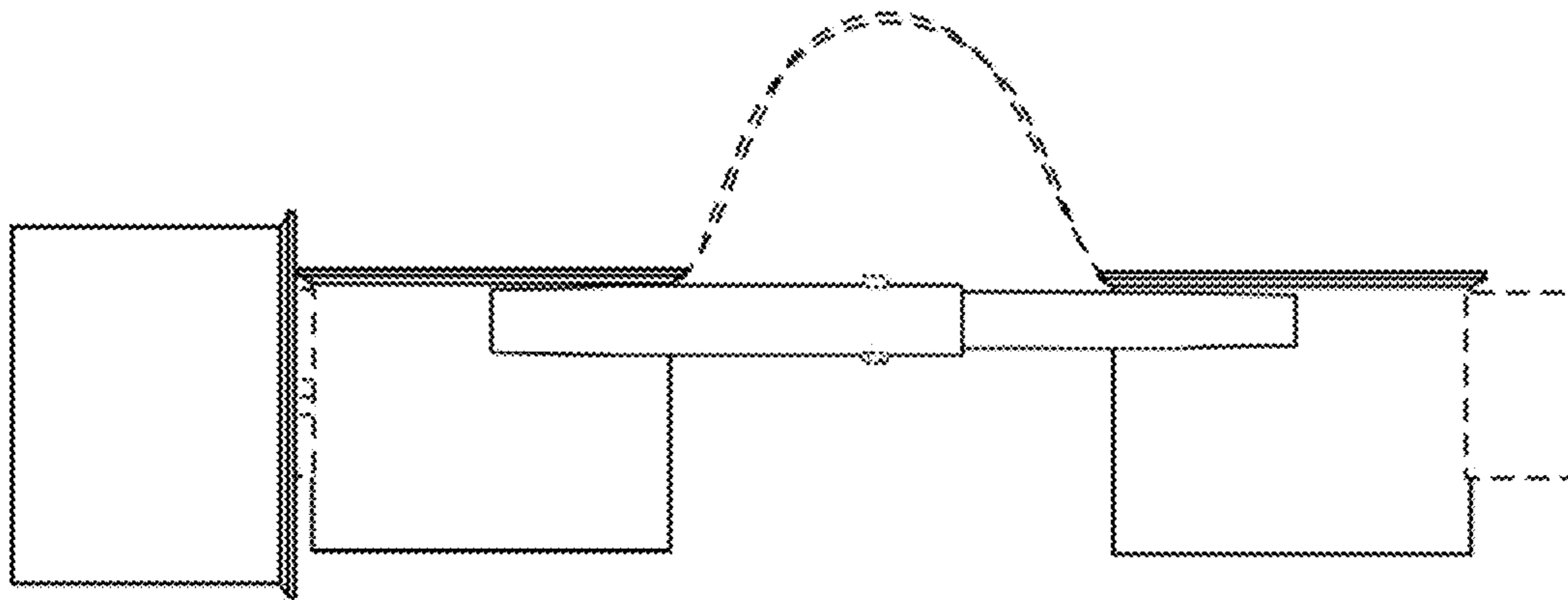


FIG. 6

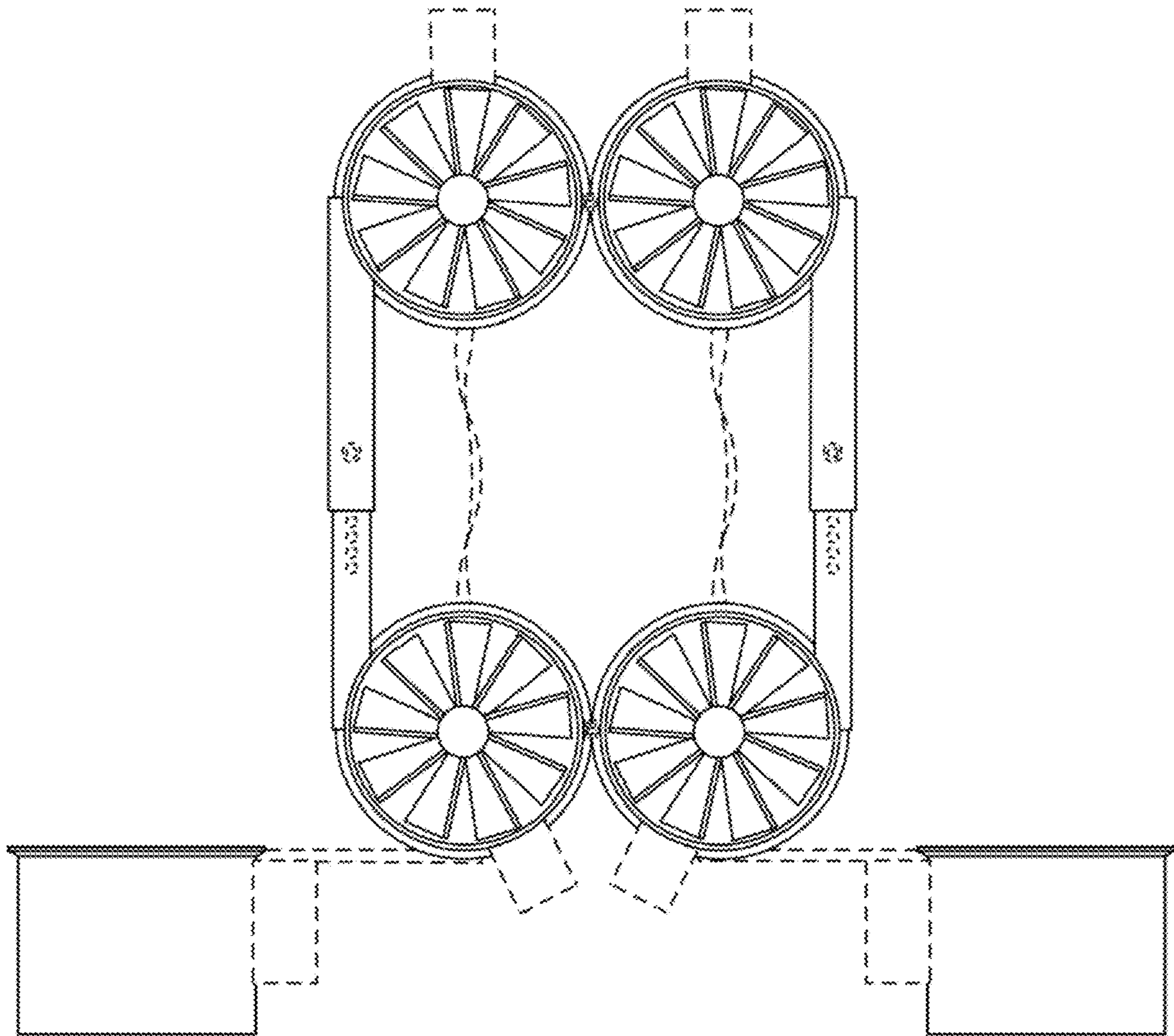


FIG. 7

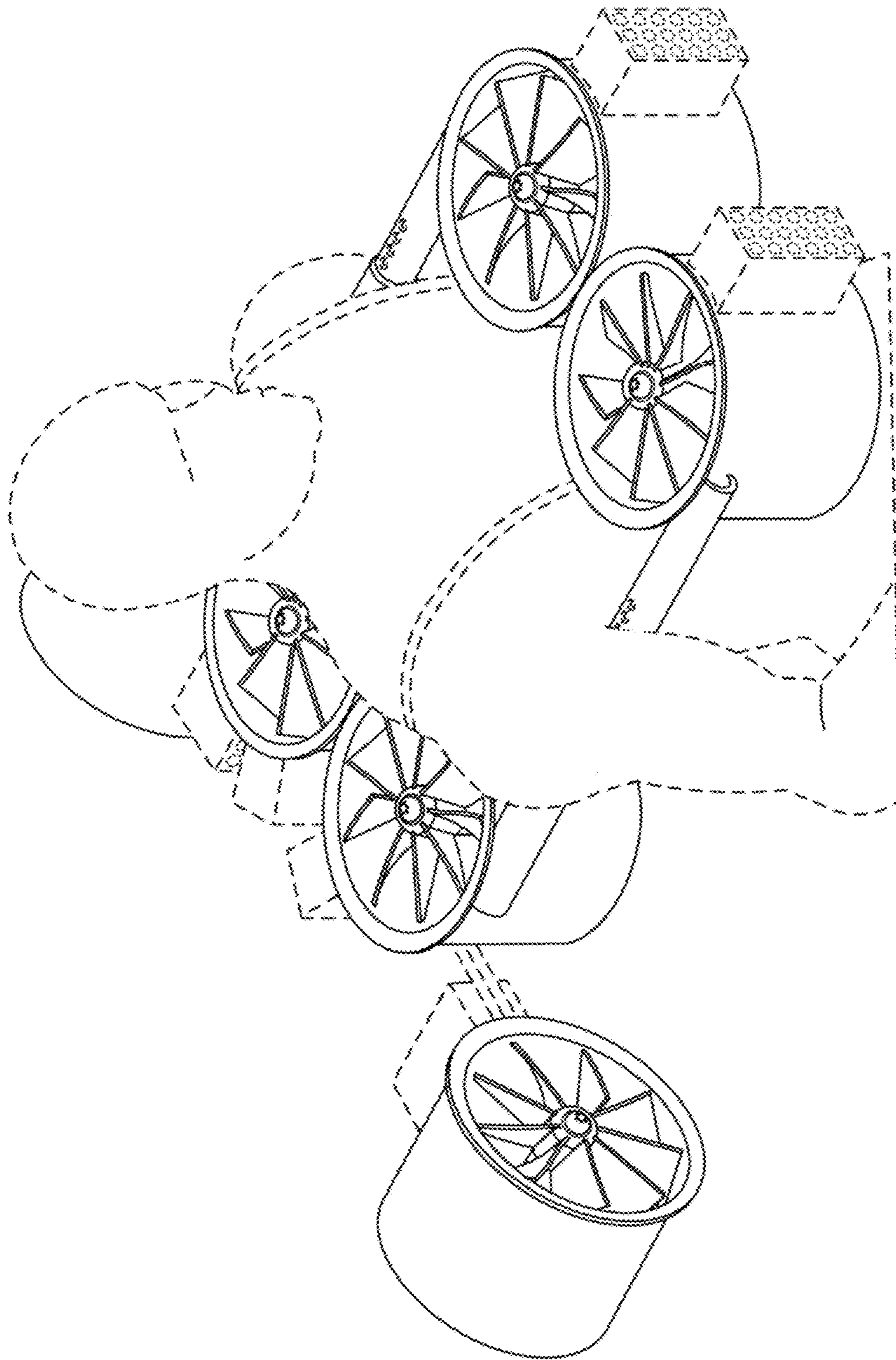


FIG. 8

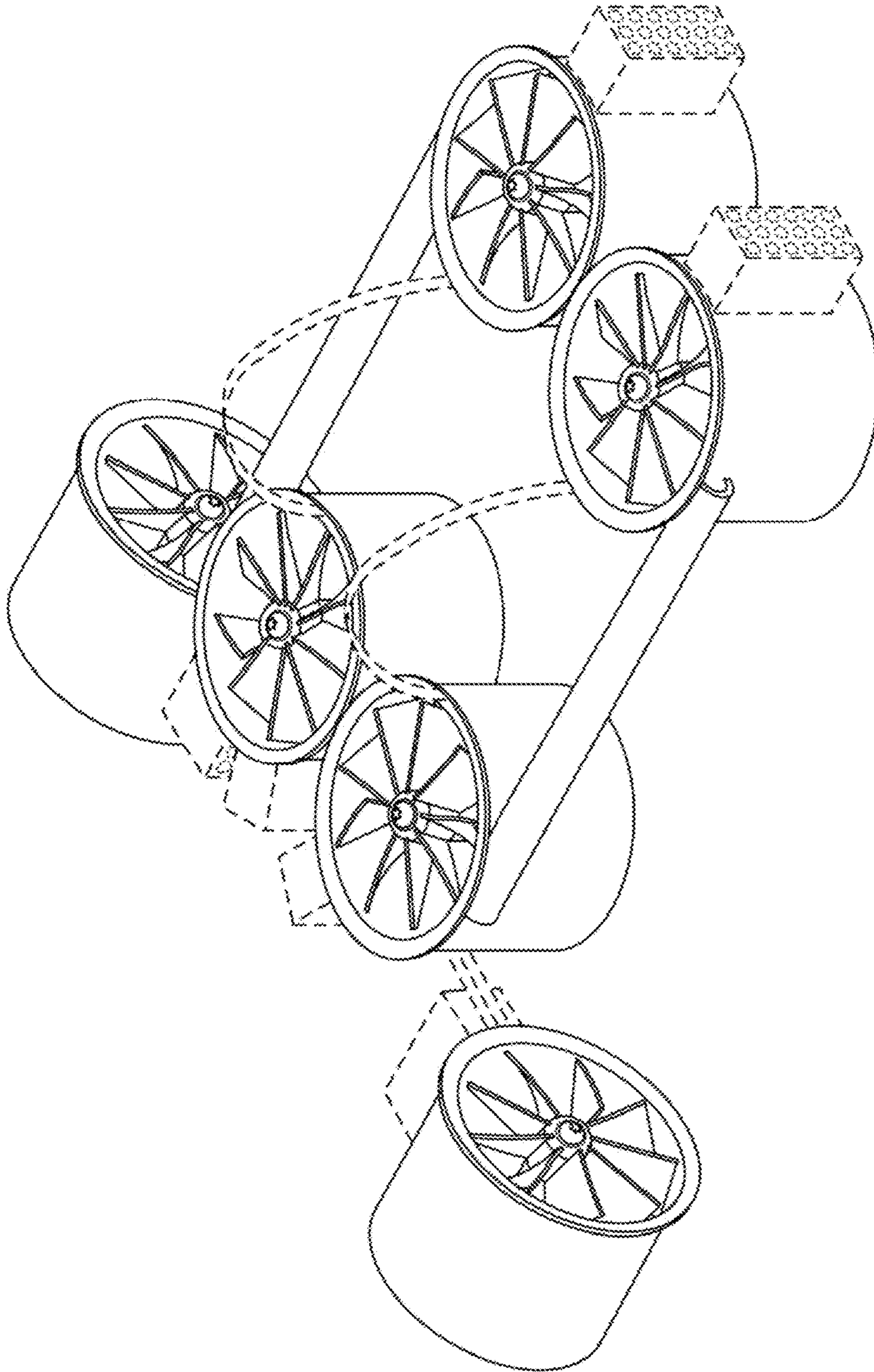


FIG. 9