



US00D892220S

(12) **United States Design Patent** (10) **Patent No.:** **US D892,220 S**
Park (45) **Date of Patent:** **** Aug. 4, 2020**

(54) **DISPLAY PANEL FOR A GAMING MACHINE**

(71) Applicant: **KORTEK CORPORATION**, Incheon (KR)

(72) Inventor: **Seong Jun Park**, Incheon (KR)

(73) Assignee: **KORTEK CORPORATION** (KR)

(**) Term: **15 Years**

(21) Appl. No.: **29/685,175**

(22) Filed: **Mar. 27, 2019**

(30) **Foreign Application Priority Data**

Oct. 4, 2018 (KR) 30-2018-0045591

(51) **LOC (12) Cl.** **21-03**

(52) **U.S. Cl.**
USPC **D21/369**

(58) **Field of Classification Search**
USPC D21/369, 370, 371, 385, 329, 325, 394;
D14/496, 307, 172, 129, 325, 401, 371,
D14/126, 439, 432, 450, 128, 375, 248,
D14/374, 341, 138 G, 127, 138 R, 451,
D14/486; 463/28, 13, 11, 16, 20, 25, 31,
463/46, 23, 30, 17, 36, 29, 42, 34, 32, 35,
463/19, 21, 22; 273/292, 203, 138.2,
273/143 R, 142 R, 138.1; D19/60;
D16/226; D8/335, 331, 334; D26/141;
D7/641; D6/703.1; D20/43
CPC G07F 17/32; G07F 17/34; G07F 17/3211;
G07F 17/3213; G07F 17/3216; G07F
17/3244; G07F 17/3202; G07F 17/3267;
G07F 17/3209

See application file for complete search history.

(56) **References Cited**

U.S. PATENT DOCUMENTS

D382,735 S * 8/1997 Zapf D6/703.1
D451,149 S * 11/2001 Seelig D21/370

D714,270 S * 9/2014 Lee D14/248
D714,271 S * 9/2014 Lee D14/248
D719,616 S * 12/2014 Inoue D21/370
D726,140 S * 4/2015 Park D14/138 R
D742,974 S * 11/2015 Lesley D21/369
D747,718 S * 1/2016 Drabant D14/371
D776,112 S * 1/2017 Bae D14/374
D778,365 S * 2/2017 Kott D20/43
D800,136 S * 10/2017 Chen D14/451
D802,590 S * 11/2017 Bae D14/374
D802,591 S * 11/2017 Bae D14/374
D804,440 S * 12/2017 Lee D14/138 G

(Continued)

Primary Examiner — Ryan Harvey

(74) *Attorney, Agent, or Firm* — Schmeiser, Olsen & Watts, LLP

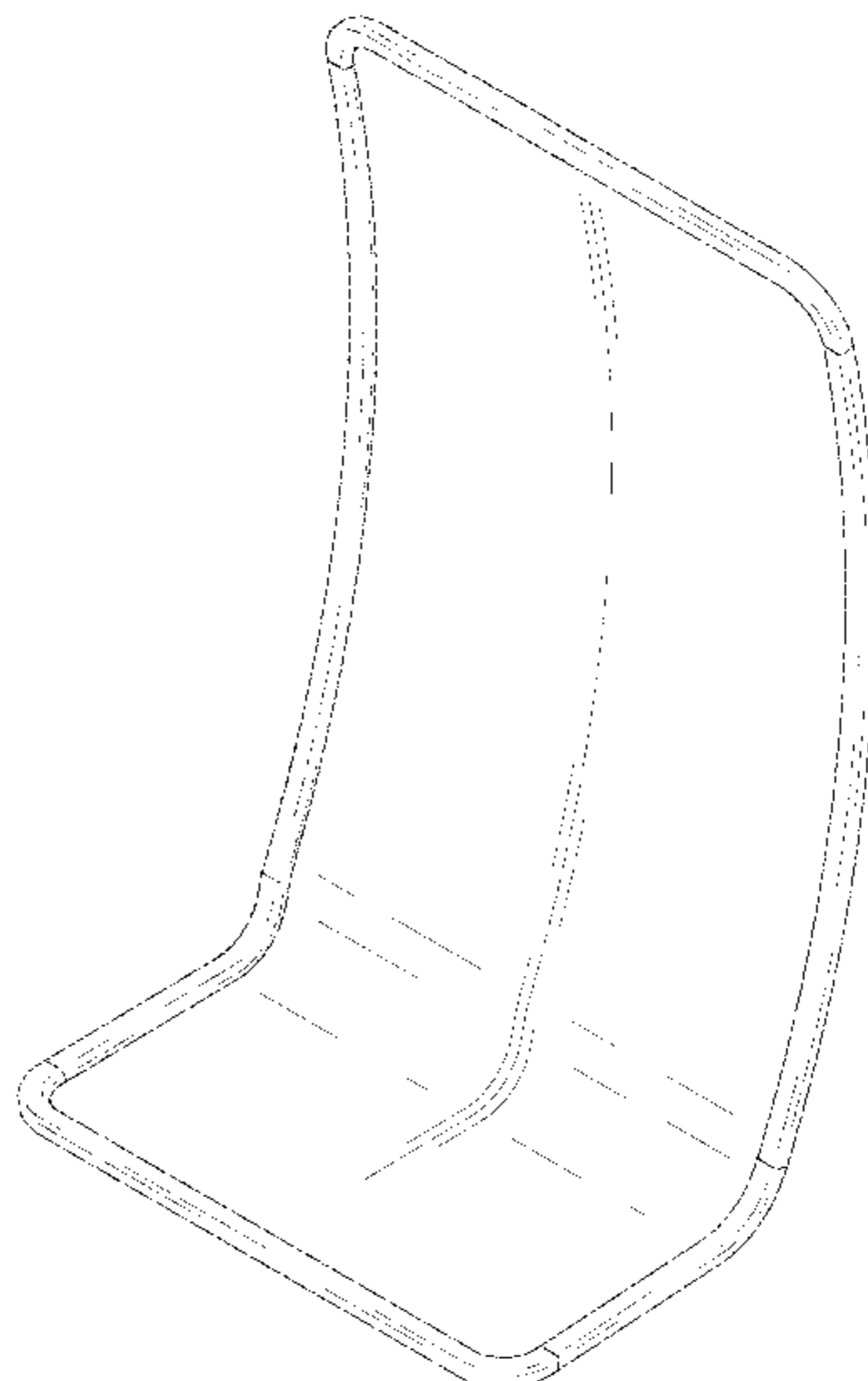
(57) **CLAIM**

The ornamental design for a display panel for a gaming machine, as shown and described.

DESCRIPTION

FIG. 1 is a front perspective view of a display panel for a gaming machine, showing my new design.
FIG. 2 is a front view of the display panel for a gaming machine shown in FIG. 1.
FIG. 3 is a rear view of the display panel for a gaming machine shown in FIG. 1.
FIG. 4 is a left-side view of the display panel for a gaming machine shown in FIG. 1.
FIG. 5 is a right-side view of the display panel for a gaming machine shown in FIG. 1.
FIG. 6 is a top view of the display panel for a gaming machine shown in FIG. 1.
FIG. 7 is a bottom view of the display panel for a gaming machine shown in FIG. 1; and,
FIG. 8 is a rear perspective view of the display panel for a gaming machine shown in FIG. 1.

1 Claim, 7 Drawing Sheets



(56)

References Cited

U.S. PATENT DOCUMENTS

D829,768 S * 10/2018 Lippitt D14/496
2003/0224853 A1 * 12/2003 Guindulain Vidondo
G07F 17/32
463/20

* cited by examiner

FIG. 1

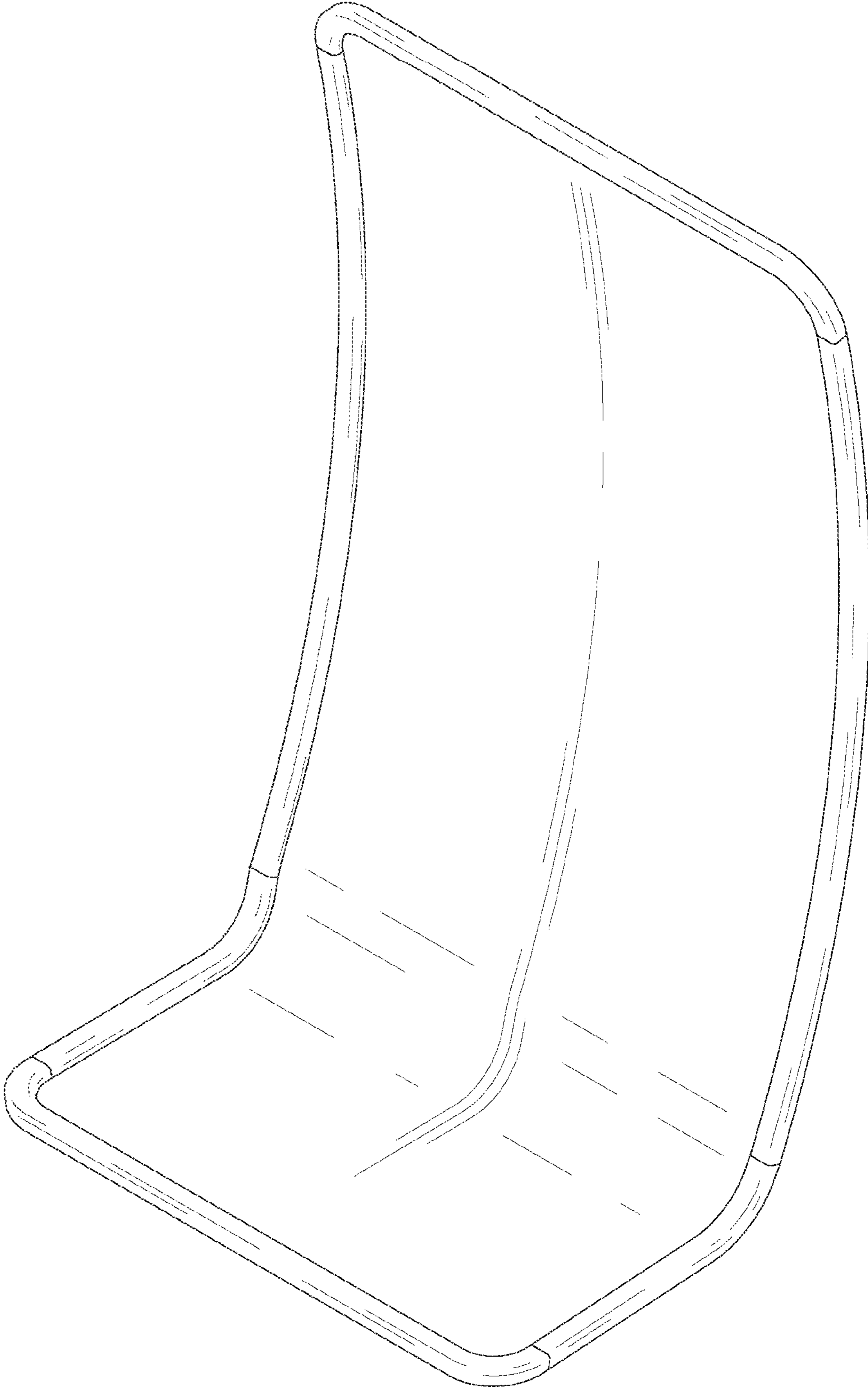


FIG. 2




FIG. 3




FIG. 4

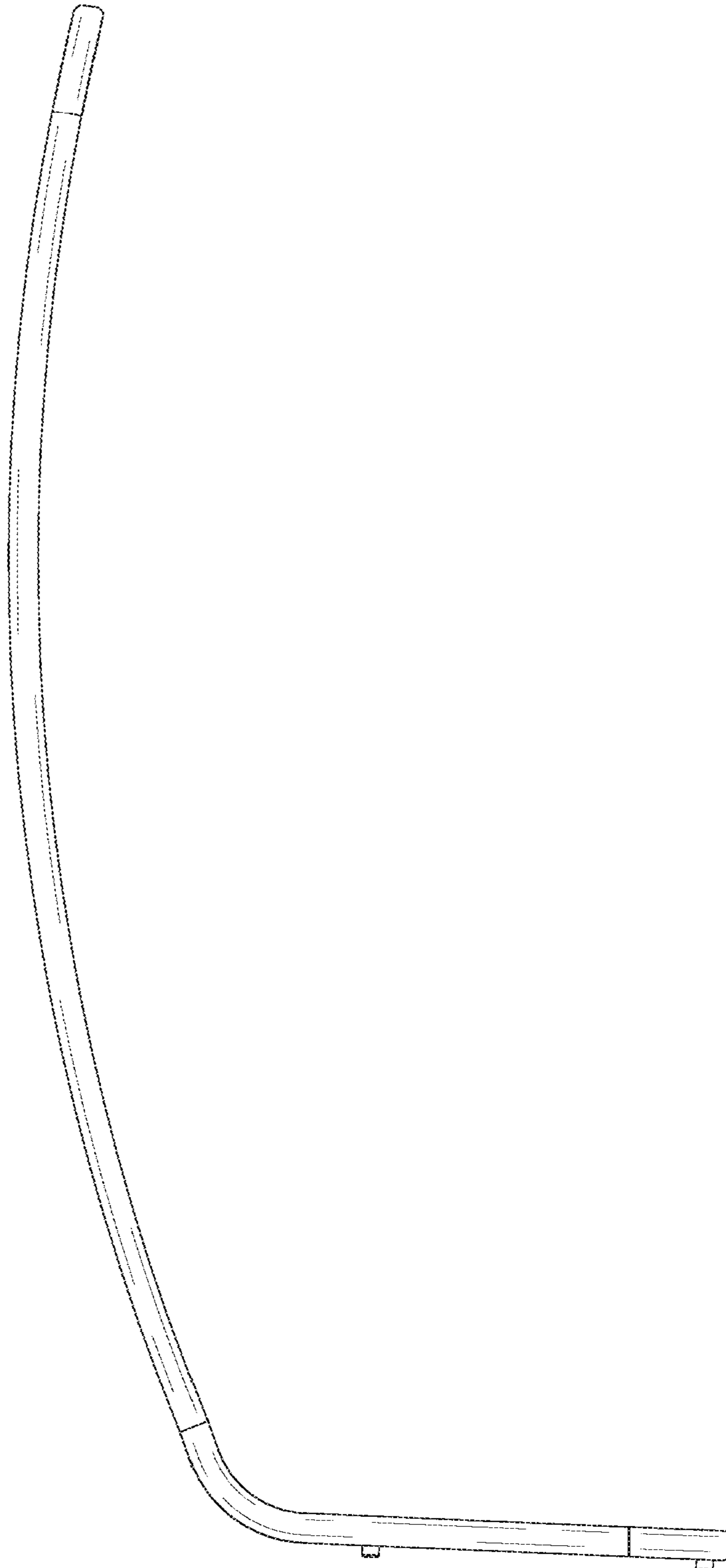


FIG. 5



FIG. 6




FIG. 7




FIG. 8

