

US00D892216S

(12) **United States Design Patent** (10) **Patent No.:** **US D892,216 S**
Araki et al. (45) **Date of Patent:** **** Aug. 4, 2020**

(54) **REMOVABLE HOLDER FOR A COMMODITY**
(71) Applicant: **ARAKI F MACHINE, INC.**, Hyogo (JP)
(72) Inventors: **Shinya Araki**, Hyogo (JP); **Akihito Kikawa**, Hyogo (JP)
(73) Assignee: **Araki F Machine, Inc.**, Hyogo (JP)
(**) Term: **15 Years**
(21) Appl. No.: **29/616,619**
(22) Filed: **Sep. 7, 2017**

(30) **Foreign Application Priority Data**
Mar. 7, 2017 (JP) 2017-004620
(51) **LOC (12) Cl.** **19-06**
(52) **U.S. Cl.**
USPC **D19/193**
(58) **Field of Classification Search**
USPC D19/17, 101, 171, 177, 193, 201, 192, D19/197, 198, 35, 36, 41-51, 54-57, 934; D24/113; 401/99, 100, 107, 109, 108, 401/110-114, 116, 52, 195; D27/167
CPC B43K 24/06; B43K 24/00; B43K 24/02
See application file for complete search history.

(56) **References Cited**
U.S. PATENT DOCUMENTS
2,896,577 A * 7/1959 Merryman B43K 24/02 401/112
2,988,054 A * 6/1961 Yates B43K 24/02 401/112
D198,959 S * 8/1964 Di Fulvio et al. D10/72
4,917,519 A * 4/1990 White B43K 24/06 401/109
D319,468 S * 8/1991 Larizza D14/148

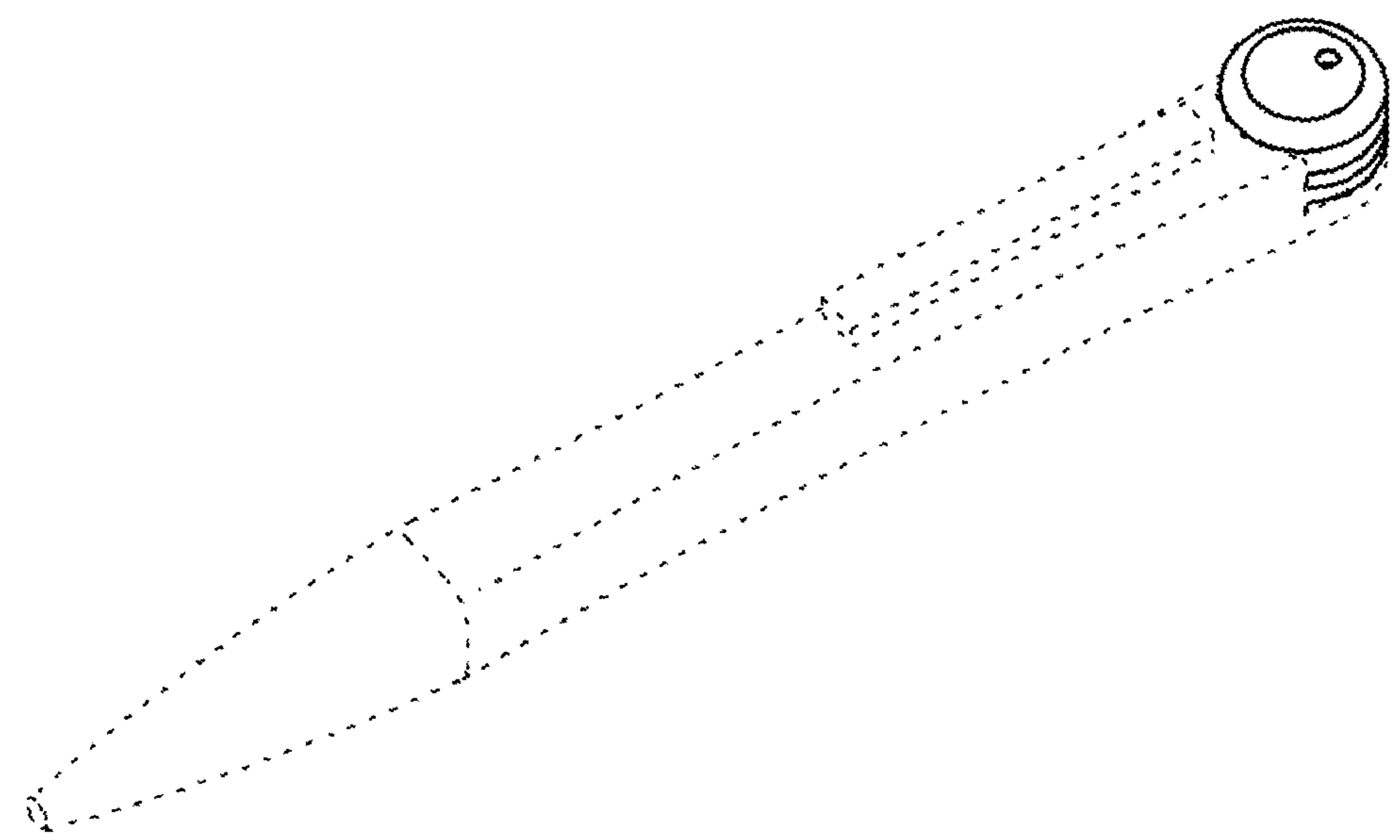
D409,241 S * 5/1999 Melnick D19/164
D409,656 S * 5/1999 Melnick D19/164
D425,118 S * 5/2000 Platts D19/201
6,264,388 B1 * 7/2001 Wang B43K 24/06 401/109
D455,178 S * 4/2002 DeLuca D19/201
D466,154 S * 11/2002 DeLuca D19/200
6,609,846 B1 * 8/2003 Lai B43K 24/02 401/112
D495,003 S * 8/2004 Cetera D19/174
D506,498 S * 6/2005 Huang D19/165
D533,903 S * 12/2006 Cetera D19/196
D535,697 S * 1/2007 Cetera D19/174
D545,368 S * 6/2007 Cetera D19/193
D555,197 S * 11/2007 Heyman D19/177
D575,819 S * 8/2008 Nishida D19/172
D581,980 S * 12/2008 Bhavnani D19/197
(Continued)

Primary Examiner — Mark A Goodwin
(74) *Attorney, Agent, or Firm* — Millen, White, Zelano & Branigan, P.C.; William Nixon

(57) **CLAIM**
The ornamental design for removable holder for a commodity, as shown and described.

DESCRIPTION
FIG. 1 illustrates a front view of a removable holder for a commodity showing the new design; FIG. 2 is a rear view thereof; FIG. 3 is a plan view thereof; FIG. 4 is a bottom view thereof; FIG. 5 is a right side view thereof; FIG. 6 is a left side view thereof; FIG. 7 is a front perspective view thereof, with the holder in a first position within the commodity; and, FIG. 8 is a front perspective view thereof, with the holder in a second position within the commodity. The broken lines in the drawings depict portions of the water pipe that form no part of the claimed design.

1 Claim, 8 Drawing Sheets



(56)

References Cited

U.S. PATENT DOCUMENTS

D588,642	S	*	3/2009	Cetera	D19/193
D616,497	S	*	5/2010	Shiina	D19/173
D618,278	S	*	6/2010	Yoon	D19/173
D619,581	S	*	7/2010	Tani	D14/411
D668,290	S	*	10/2012	Li	D19/173
D685,429	S	*	7/2013	McDaniels, Jr.	D19/193
D685,847	S	*	7/2013	Kemmerer	D19/173
D685,849	S	*	7/2013	Hern	D19/174
D700,239	S	*	2/2014	Chen	D19/201
D717,428	S	*	11/2014	Sendatzki	D24/113
D724,591	S	*	3/2015	Spector	D14/411
D725,771	S	*	3/2015	Sendatzki	D24/113
D727,325	S	*	4/2015	Spector	D14/411
D777,907	S	*	1/2017	Amend Kwasnik	D24/113
D815,686	S	*	4/2018	Nakata	D19/172
D816,166	S	*	4/2018	Nakata	D19/172
D817,394	S	*	5/2018	Seferi	D19/66
D819,199	S	*	5/2018	Amend Kwasnik	D24/113
D827,028	S	*	8/2018	Jiang	D19/117
D869,648	S	*	12/2019	Kern	D24/113
D869,650	S	*	12/2019	Kern	D24/113
2009/0129065	A1	*	5/2009	Tamir	B43K 7/005 362/118

* cited by examiner

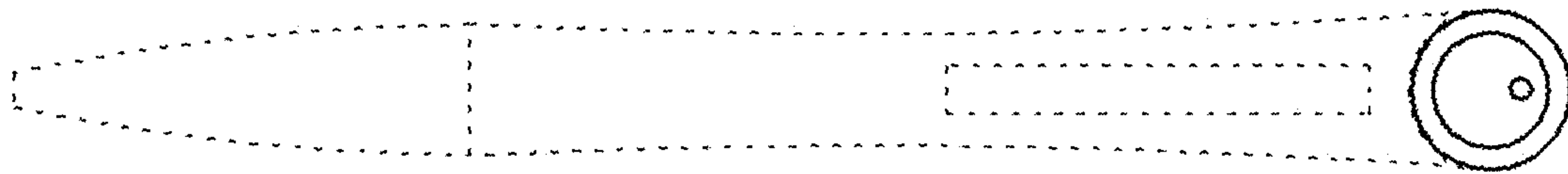


FIG. 1

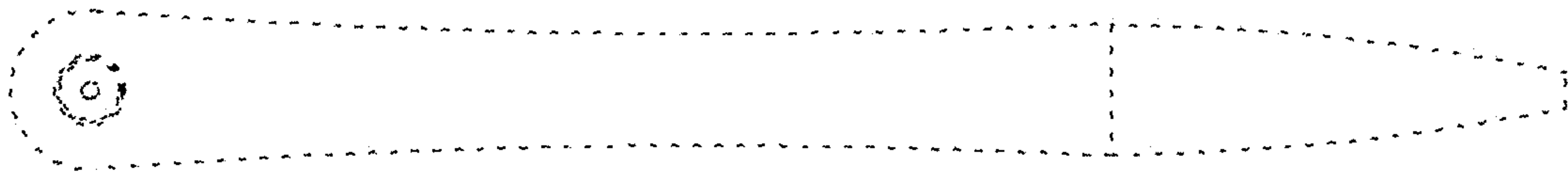


FIG. 2

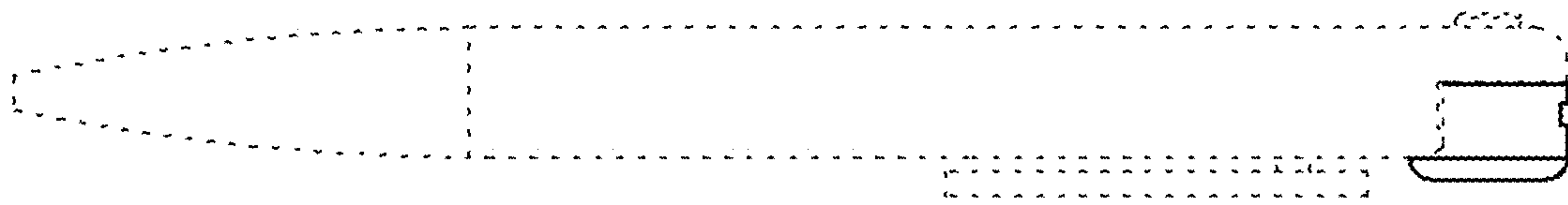


FIG. 3

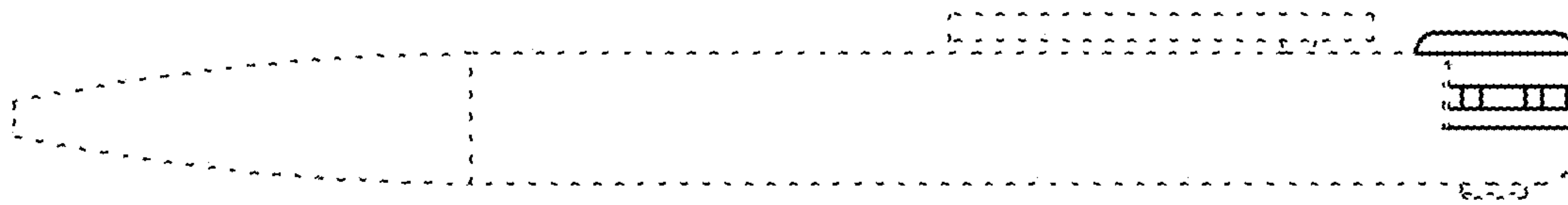


FIG. 4

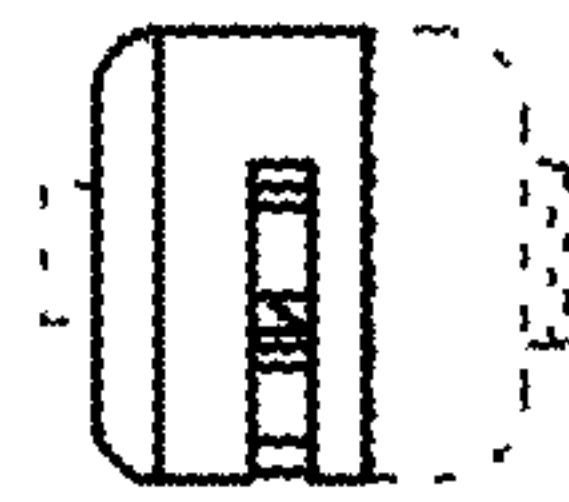


FIG. 5



FIG. 6

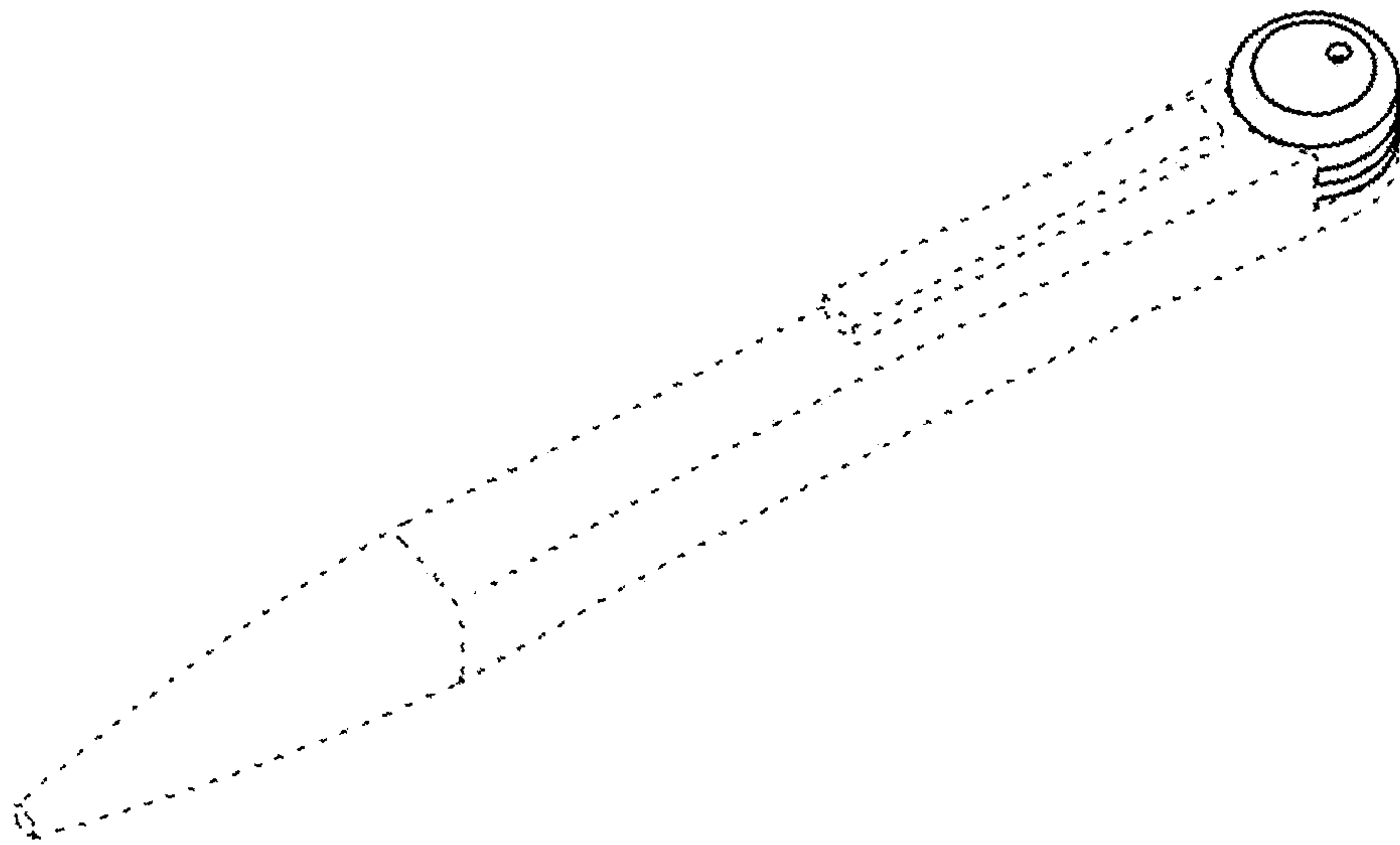


FIG. 7

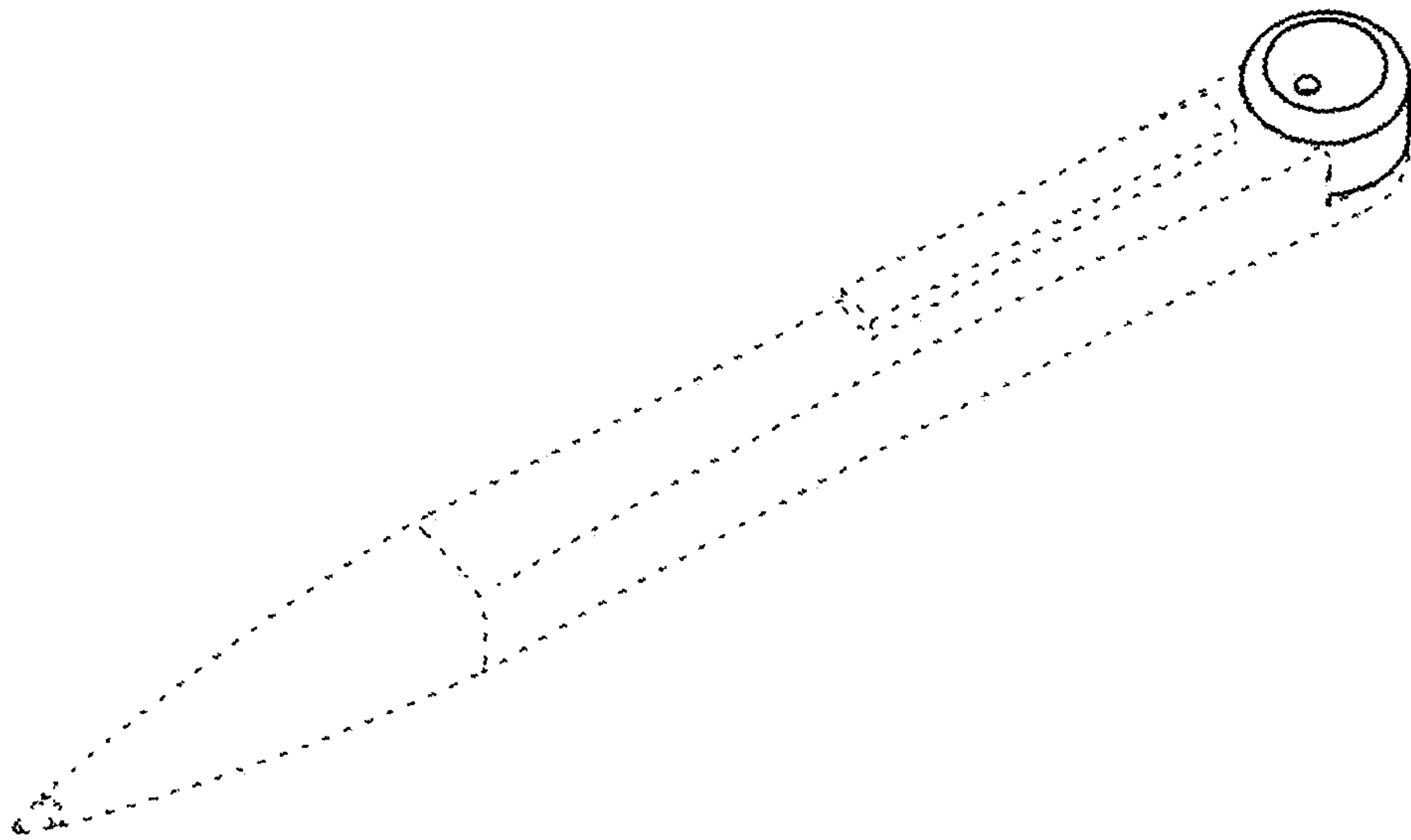


FIG. 8