



US00D892202S

(12) **United States Design Patent**
Thixton

(10) **Patent No.:** **US D892,202 S**

(45) **Date of Patent:** **** Aug. 4, 2020**

(54) **EYEGLASSES**

(71) Applicant: **Oakley, Inc.**, Foothill Ranch, CA (US)

(72) Inventor: **Lek Haagen Thixton**, Eastsound, WA (US)

(73) Assignee: **Oakley, Inc.**, Foothill Ranch, CA (US)

(**) Term: **15 Years**

(21) Appl. No.: **29/692,651**

(22) Filed: **May 28, 2019**

(51) **LOC (12) Cl.** **16-06**

(52) **U.S. Cl.**
USPC **D16/317; D16/329**

(58) **Field of Classification Search**
USPC D16/100, 101, 300-329, 330, 332-342;
D29/106, 107, 110
CPC ... G02C 5/00; G02C 5/02; G02C 5/10; G02C
5/14; G02C 5/16
See application file for complete search history.

(56) **References Cited**

U.S. PATENT DOCUMENTS

D114,125 S *	4/1939	Tanasso et al.	D16/328
D344,281 S *	2/1994	Jannard	D16/300
D369,375 S	4/1996	Jannard et al.	
D372,727 S *	8/1996	Simioni	D16/327
D381,354 S *	7/1997	Muller-Menrad	D16/327
D384,361 S *	9/1997	Karasawa	D16/302
D384,686 S	10/1997	Jannard et al.	
D398,022 S	9/1998	Jannard et al.	
D399,239 S	10/1998	Jannard et al.	
D402,304 S	12/1998	Jannard et al.	

D422,299 S	4/2000	Jannard et al.	
D447,162 S	8/2001	Jannard et al.	
D456,441 S	4/2002	Jannard et al.	
D496,383 S	9/2004	Yee et al.	
D565,089 S	3/2008	Moritz	
D662,125 S *	6/2012	Yee	D16/326
D820,347 S *	6/2018	Chae	D16/335
D827,702 S *	9/2018	Jha	D16/317
D842,368 S *	3/2019	Thixton	D16/328
D855,690 S *	8/2019	Harmon	D16/326
D870,193 S *	12/2019	Craig	D16/326
D878,774 S *	3/2020	Lee	D6/300

* cited by examiner

Primary Examiner — Cathron C Brooks

Assistant Examiner — Sharon S Oum

(74) *Attorney, Agent, or Firm* — Sterne, Kessler,
Goldstein & Fox P.L.L.C.

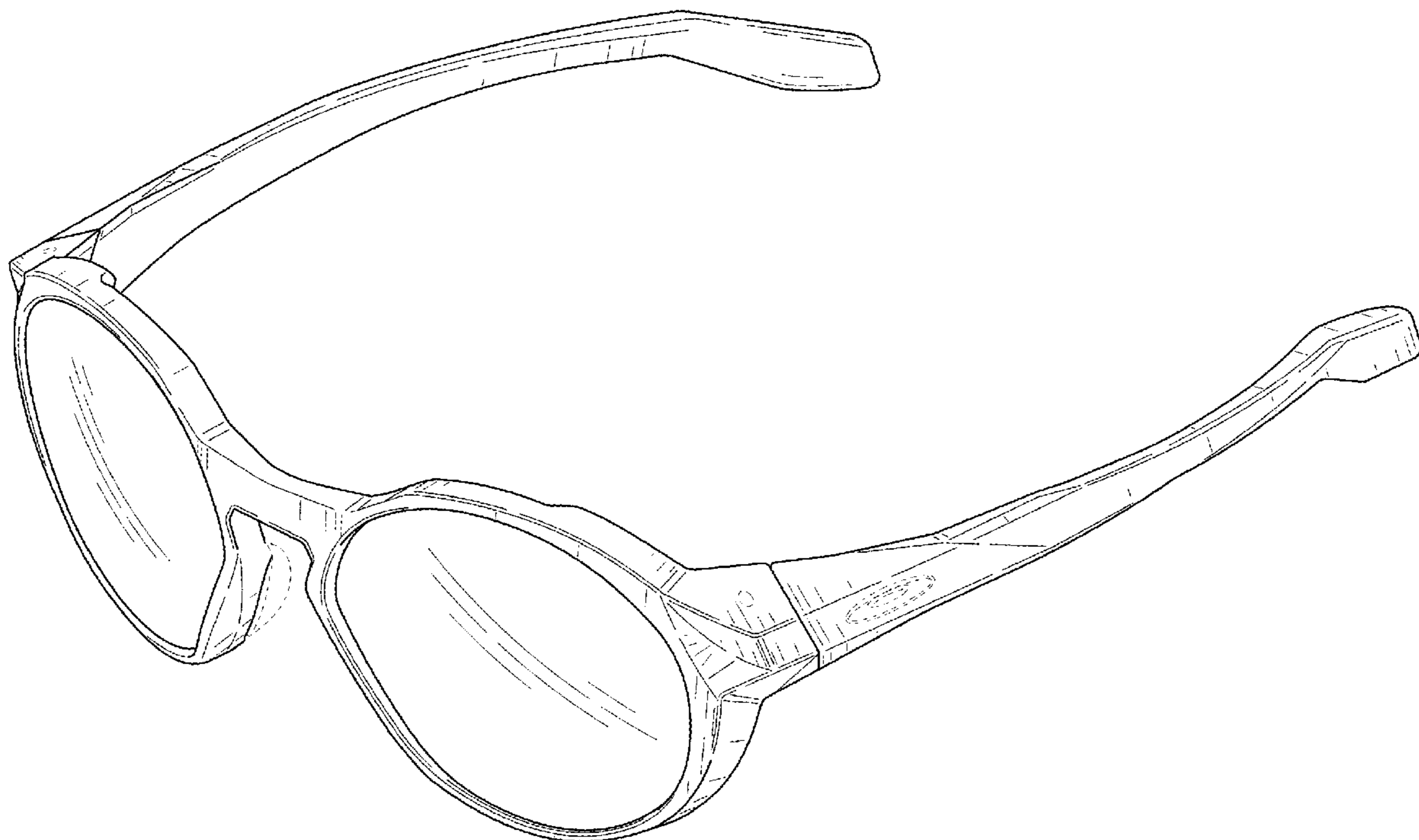
(57) **CLAIM**

The ornamental design for eyeglasses, as shown and described.

DESCRIPTION

FIG. 1 is a top front perspective view of eyeglasses showing the claimed design;
FIG. 2 is a front view thereof;
FIG. 3 is a rear view thereof;
FIG. 4 is a right side view thereof, the left side view being a mirror image thereof;
FIG. 5 is a top view thereof; and,
FIG. 6 is a bottom view thereof.
The broken lines in the figures show portions of the eyeglasses that form no part of the claimed design.

1 Claim, 6 Drawing Sheets



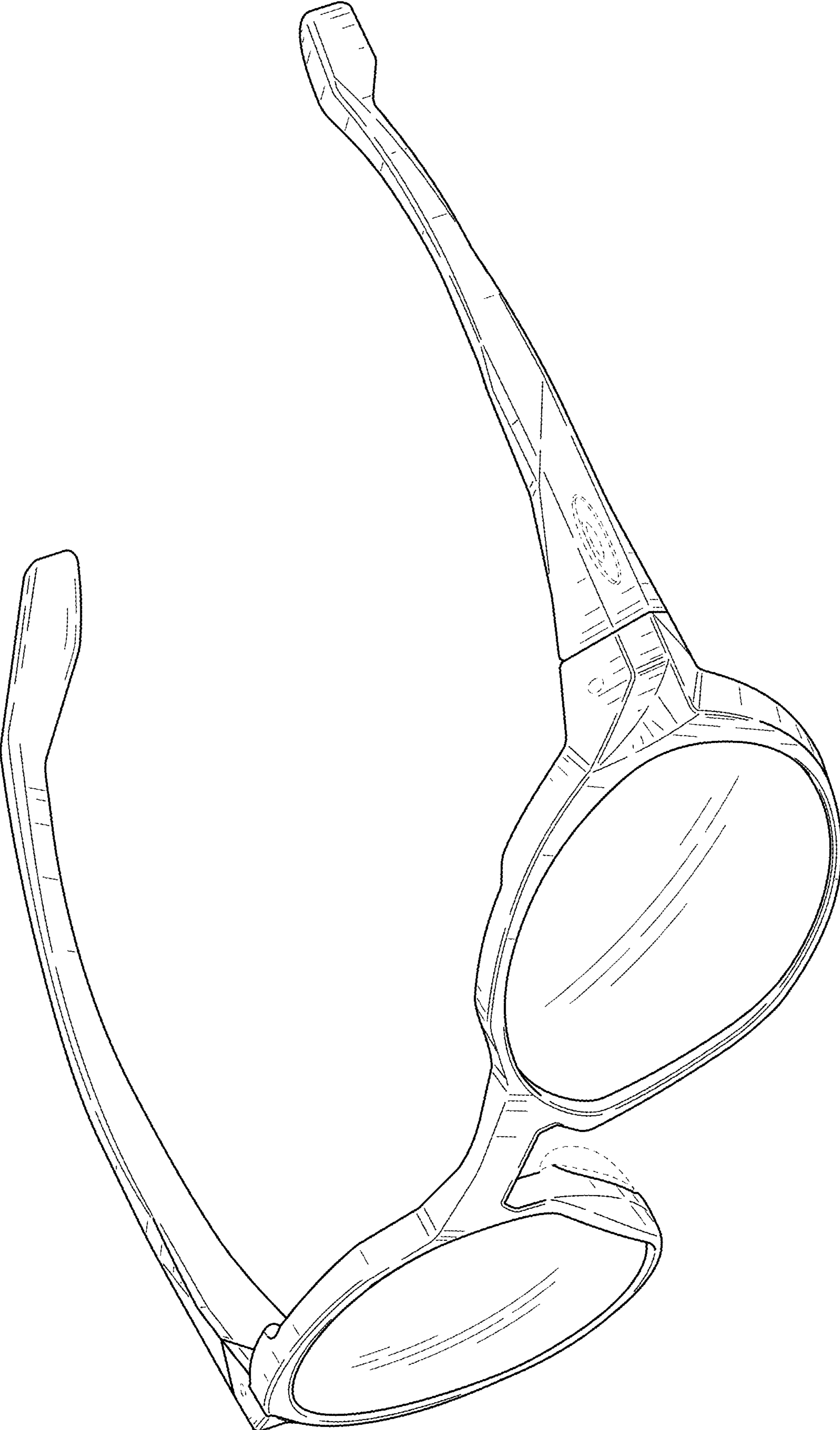


FIG. 1

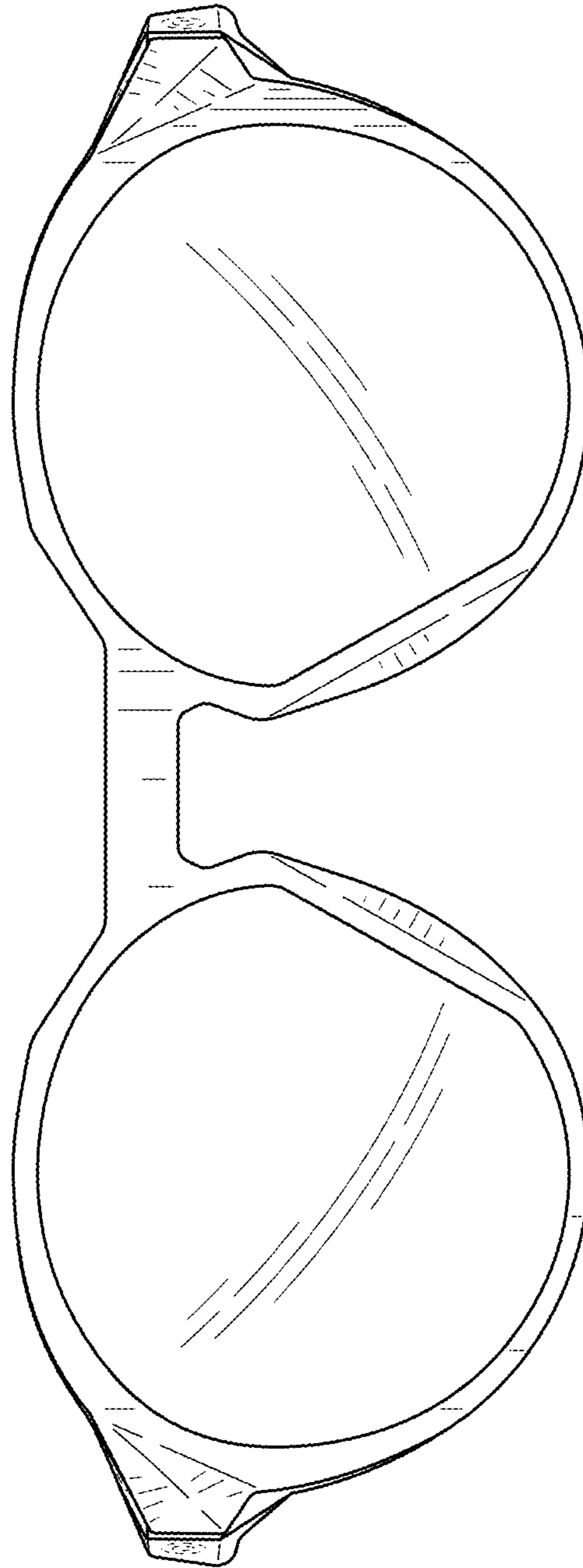


FIG. 2

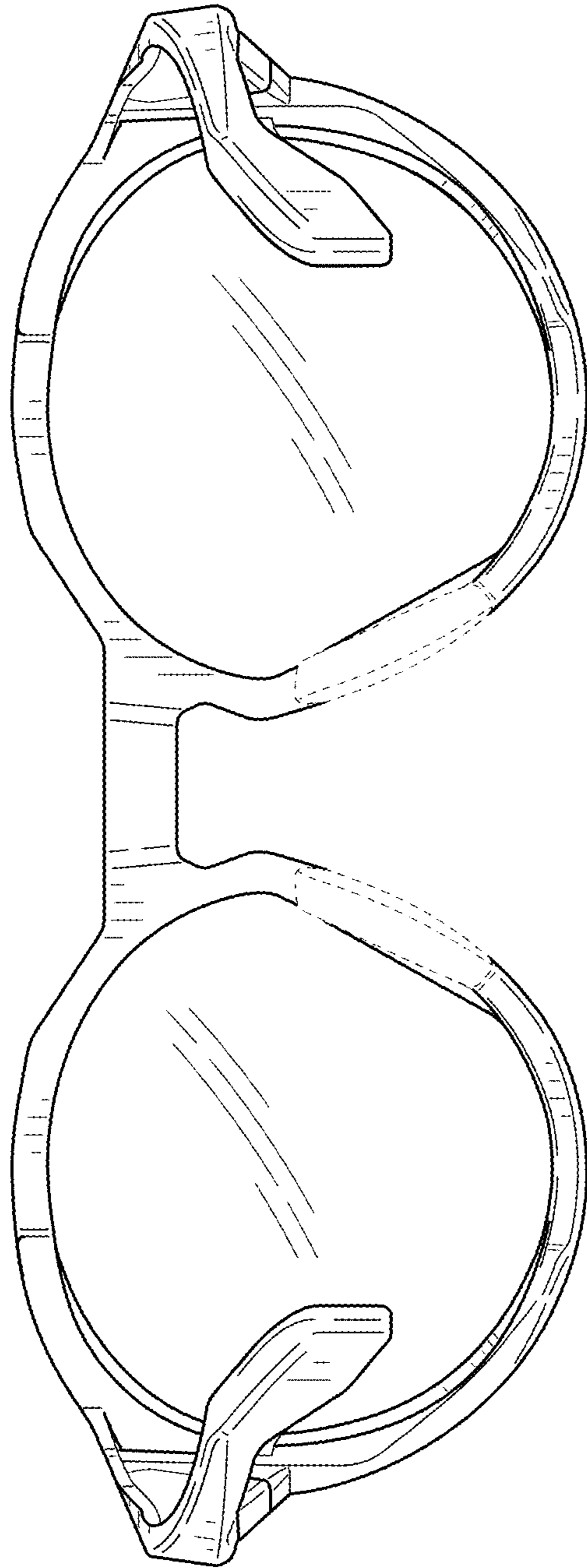


FIG. 3

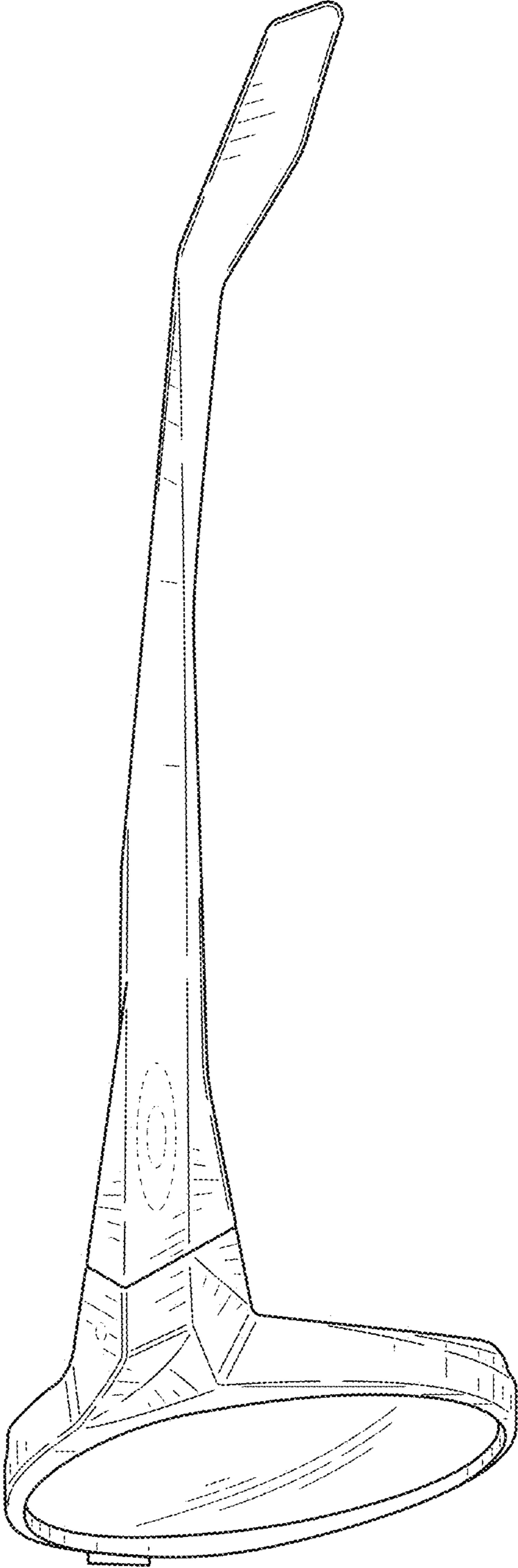


FIG. 4

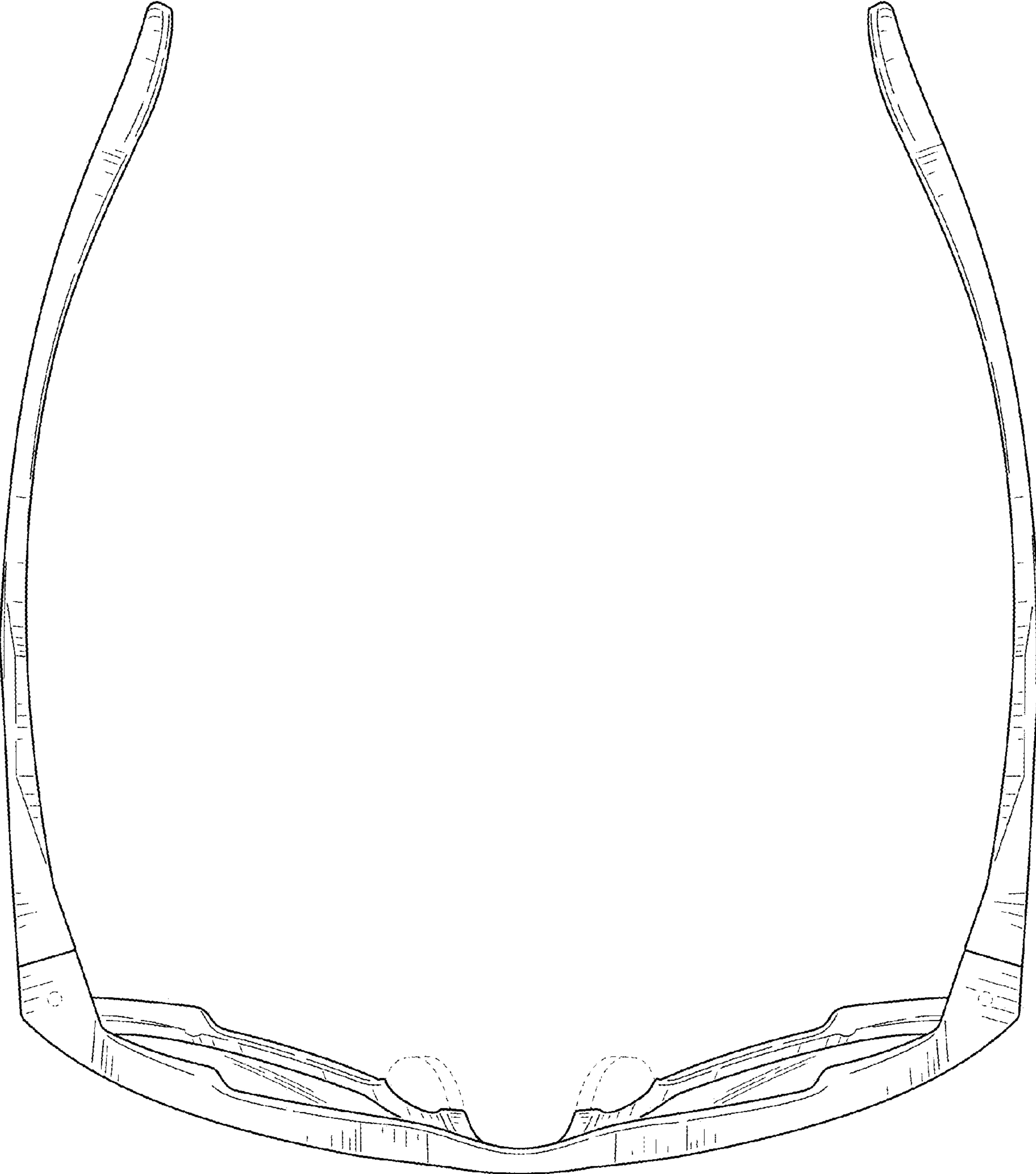


FIG. 5

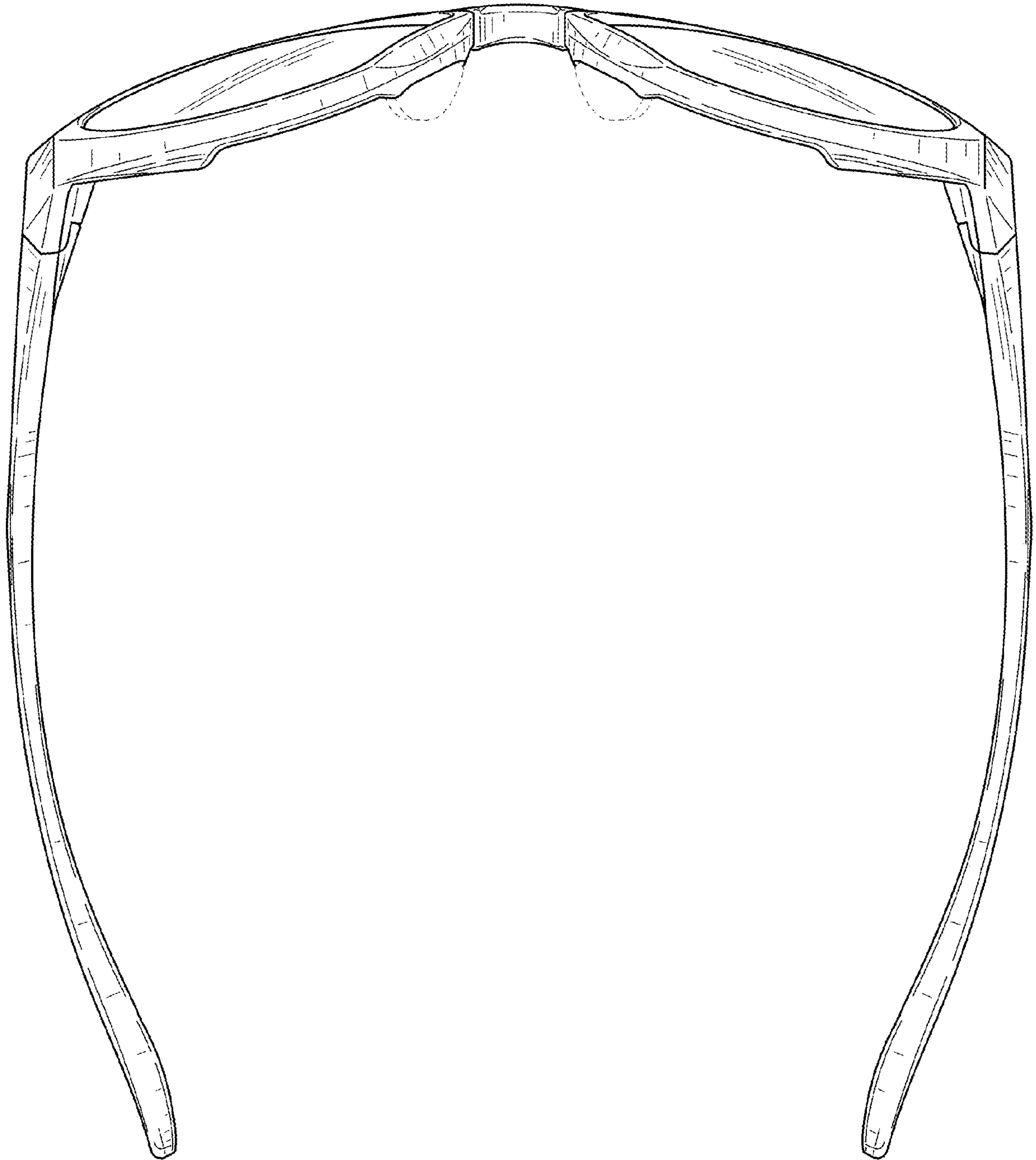


FIG. 6