



US00D892201S

(12) **United States Design Patent**  
**Gordon et al.**

(10) **Patent No.:** **US D892,201 S**

(45) **Date of Patent:** **\*\* Aug. 4, 2020**

- (54) **EYEWEAR**
- (71) Applicant: **REyewear Acquisition, Inc.**, New York, NY (US)
- (72) Inventors: **David Gordon**, Essex Junction, VT (US); **Pierre-Luc Lussier**, Longueuil (CA)

D841,726 S \* 2/2019 Yang ..... D16/313  
 D854,609 S 7/2019 Lussier et al.  
 D857,088 S \* 8/2019 Chen ..... D16/315  
 D870,803 S \* 12/2019 Lussier ..... D16/330  
 2014/0059747 A1\* 3/2014 Belbey ..... A61F 9/028  
 2/431  
 2015/0323808 A1\* 11/2015 Chen ..... G02C 5/16  
 351/104

(Continued)

- (73) Assignee: **REyewear Acquisition, Inc.**, New York, NY (US)

**FOREIGN PATENT DOCUMENTS**

EM 004504678-0001 12/2017  
 EM 004504678-0006 12/2017

- (\*\*) Term: **15 Years**

- (21) Appl. No.: **29/677,365**

**OTHER PUBLICATIONS**

- (22) Filed: **Jan. 18, 2019**

U.S. Appl. No. 29/607,732, filed Jun. 15, 2017, Lussier.  
 U.S. Appl. No. 29/677,366, filed Jan. 18, 2019, Gordon et al.  
 U.S. Appl. No. 29/677,369, filed Jan. 18, 2019, Gordon et al.

- (51) **LOC (12) Cl.** ..... **16-06**

- (52) **U.S. Cl.**  
 USPC ..... **D16/314; D16/320; D16/321; D16/329**

- (58) **Field of Classification Search**  
 USPC ..... **D16/100, 101, 300-329, 330, 332-342; D29/106, 107, 110**  
 CPC ... **G02C 5/00; G02C 5/02; G02C 5/10; G02C 5/14; G02C 5/16**

See application file for complete search history.

*Primary Examiner* — Cathron C Brooks  
*Assistant Examiner* — Sharon S Oum  
 (74) *Attorney, Agent, or Firm* — Wolf, Greenfield & Sacks, P.C.

- (56) **References Cited**

(57) **CLAIM**

The ornamental design for the eyewear, as shown and described.

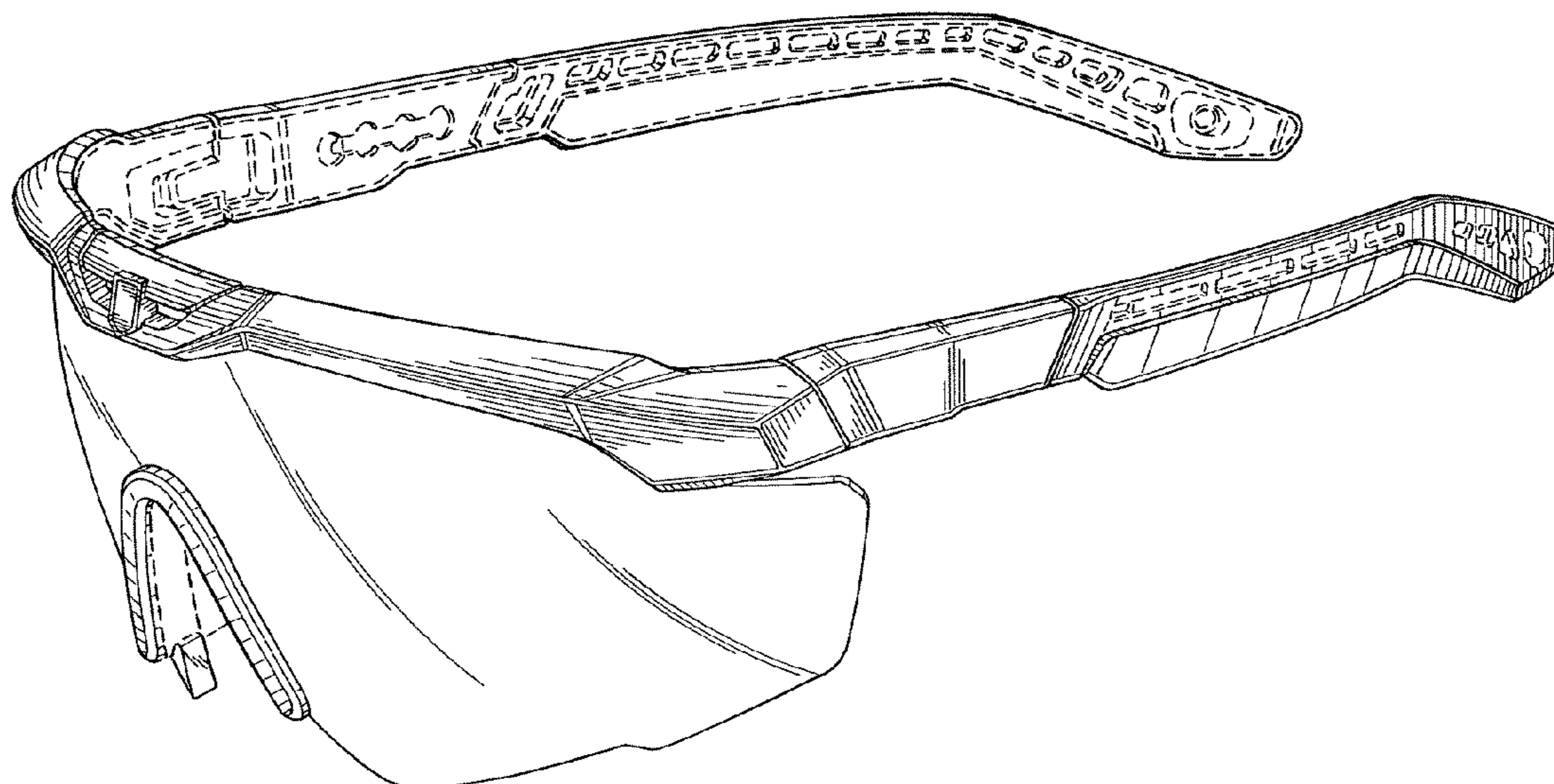
**U.S. PATENT DOCUMENTS**

**DESCRIPTION**

D598,040 S	8/2009	Sheldon et al.	
D620,969 S	8/2010	Cyr	
D636,807 S	4/2011	Lebel	
D637,643 S	5/2011	Lebel	
D735,795 S	8/2015	McGinn et al.	
D783,080 S *	4/2017	Garfias	D16/314
D783,703 S *	4/2017	Sheldon	D16/315
D794,701 S	8/2017	Lussier et al.	
D795,332 S *	8/2017	Lussier	D16/330
D811,469 S *	2/2018	Lee	D16/315
D827,016 S	8/2018	Lin et al.	
D828,867 S	9/2018	Chen	
D835,178 S	12/2018	Miera	
D837,873 S *	1/2019	Lussier	D16/330

FIG. 1 is a top, front, right side perspective view of eyewear in accordance with our new design;  
 FIG. 2 is a front elevation view thereof;  
 FIG. 3 is a rear elevation view thereof;  
 FIG. 4 is a left side elevation view thereof;  
 FIG. 5 is a right side elevation view thereof;  
 FIG. 6 is a top plan view thereof; and,  
 FIG. 7 is a bottom plan view thereof.  
 The dash-dash broken lines represent portions of the eyewear that form no part of the claimed design.

**1 Claim, 5 Drawing Sheets**



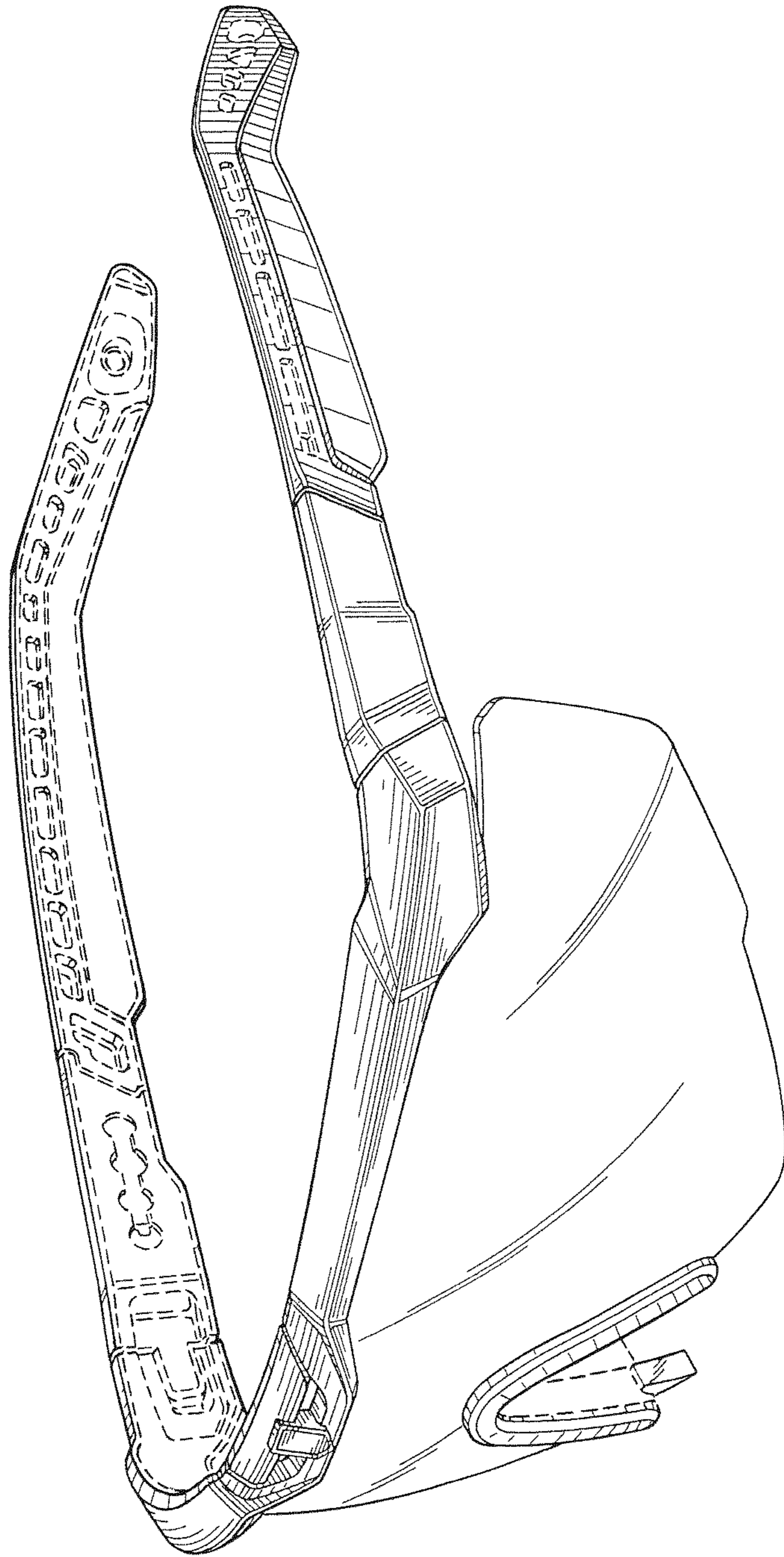
(56)

**References Cited**

U.S. PATENT DOCUMENTS

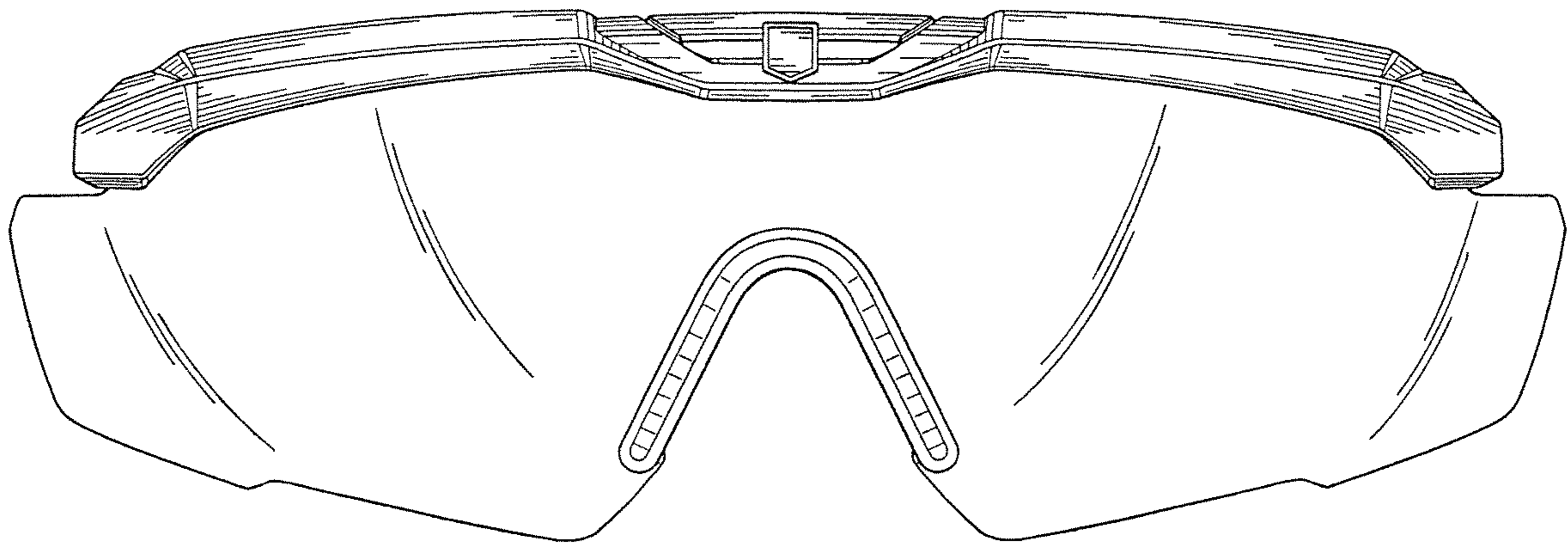
2017/0100287 A1\* 4/2017 Calilung ..... G02C 11/08  
2018/0329226 A1\* 11/2018 Lussier ..... G02C 5/02

\* cited by examiner

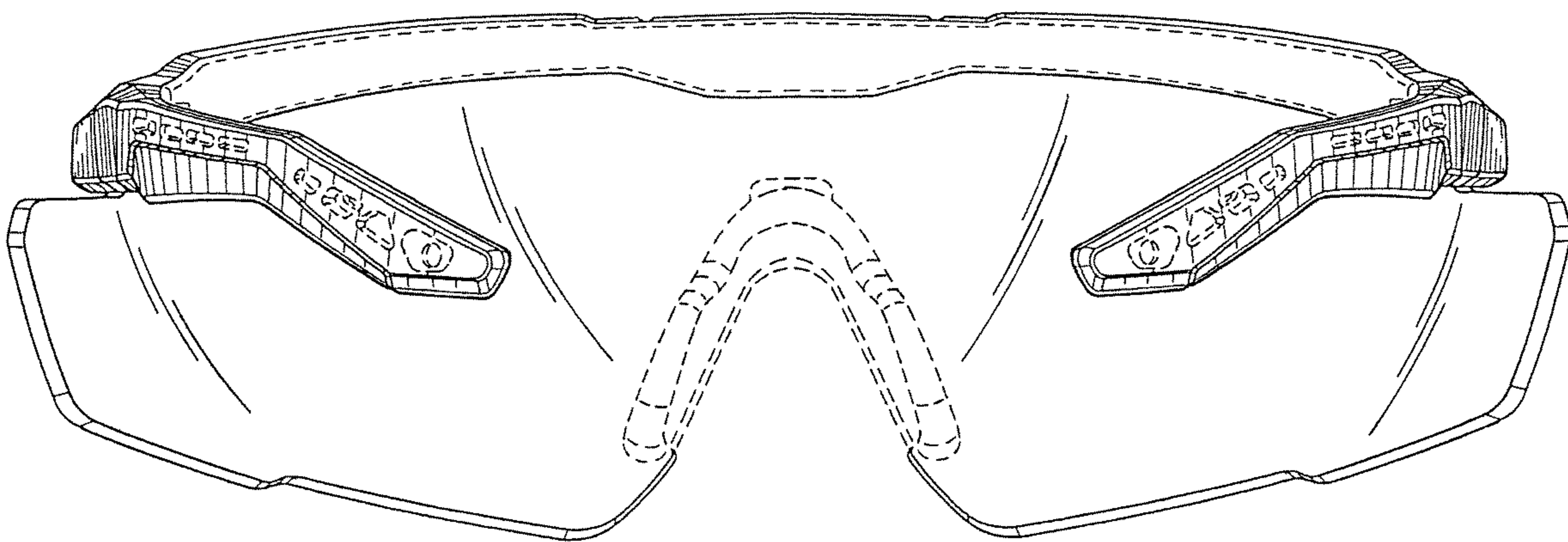


*Fig. 1*

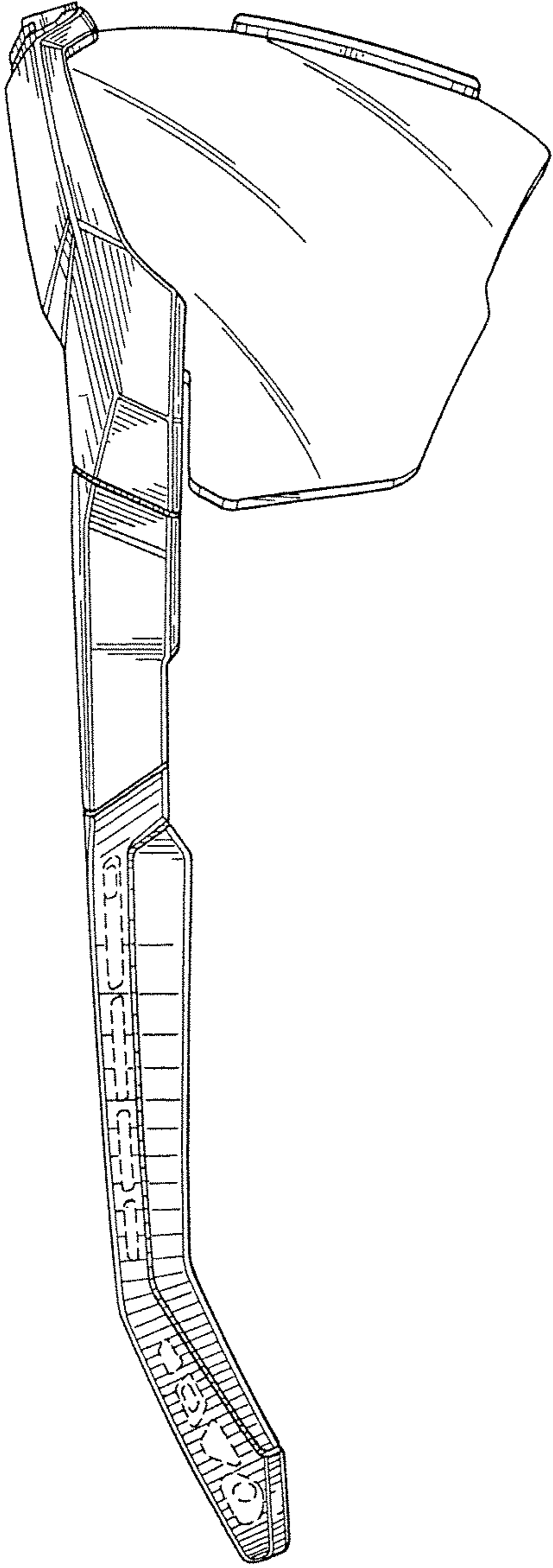




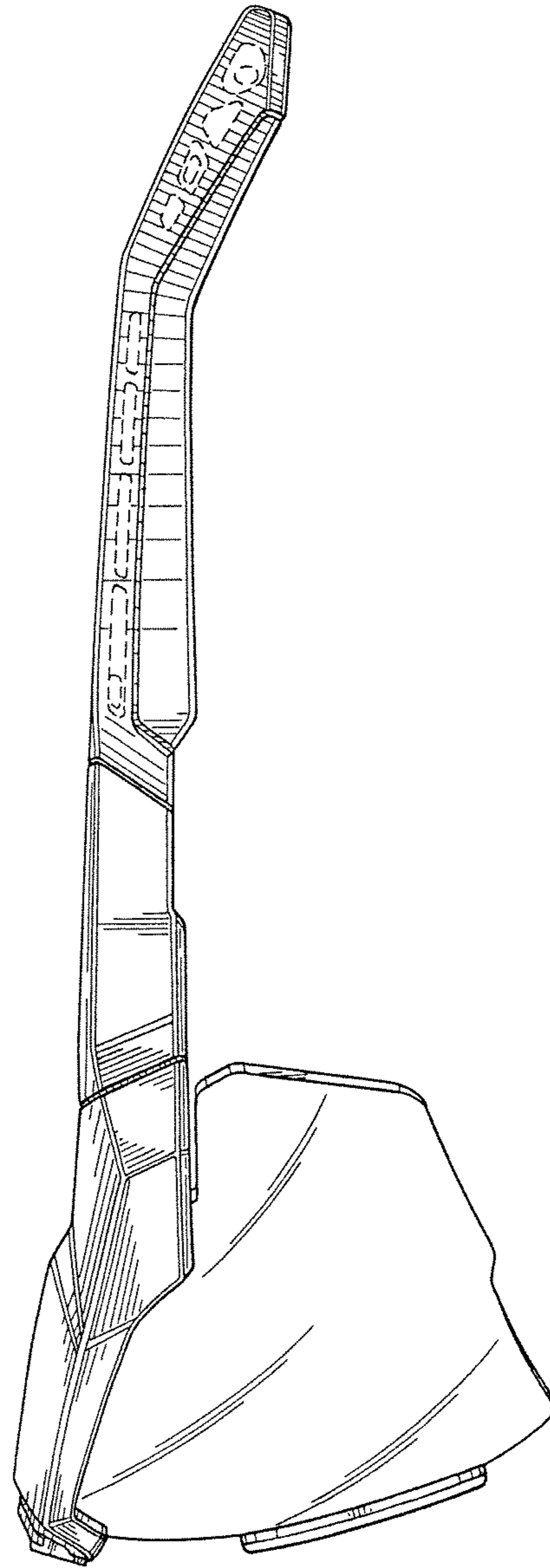
*Fig. 2*



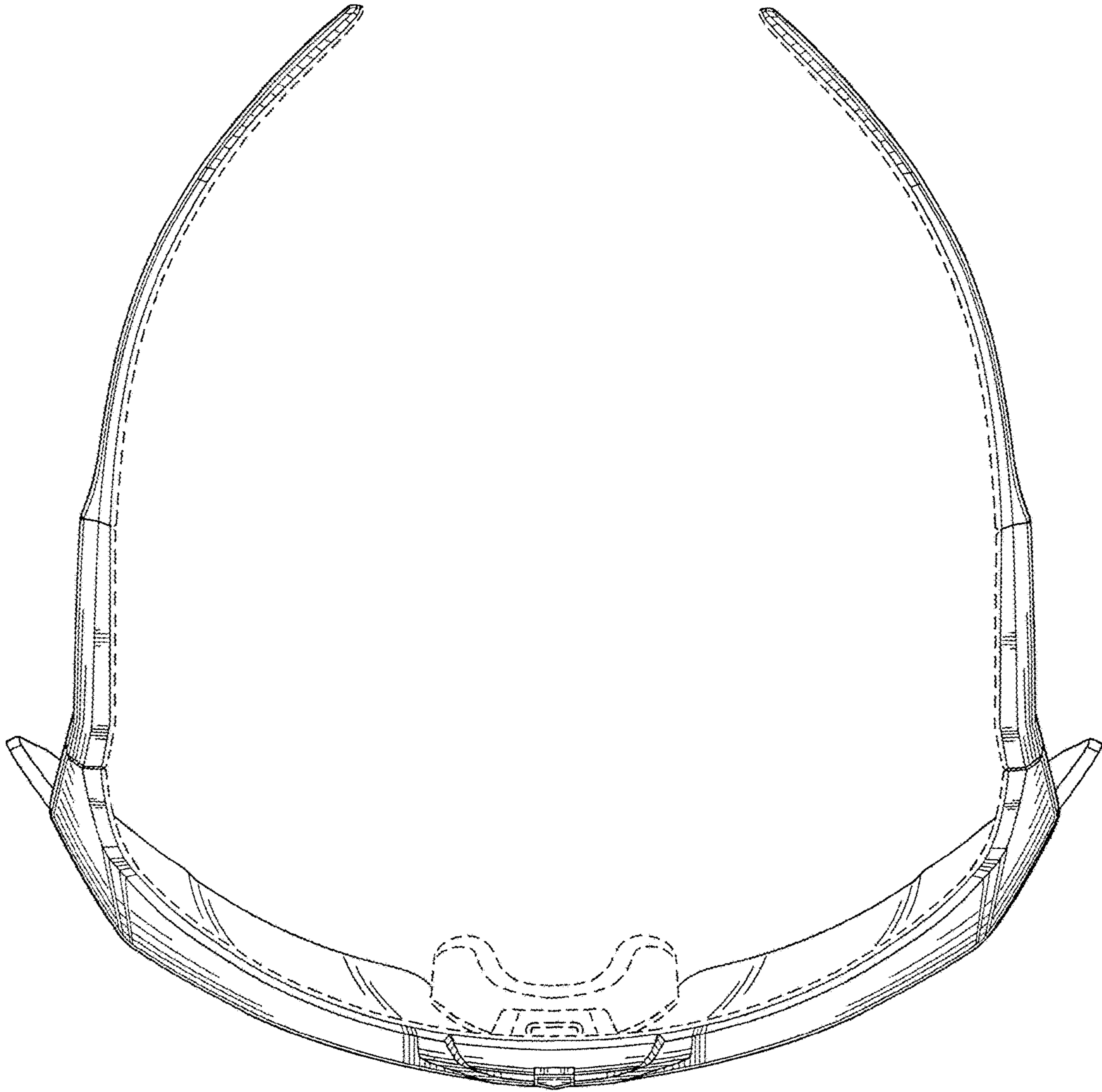
*Fig. 3*



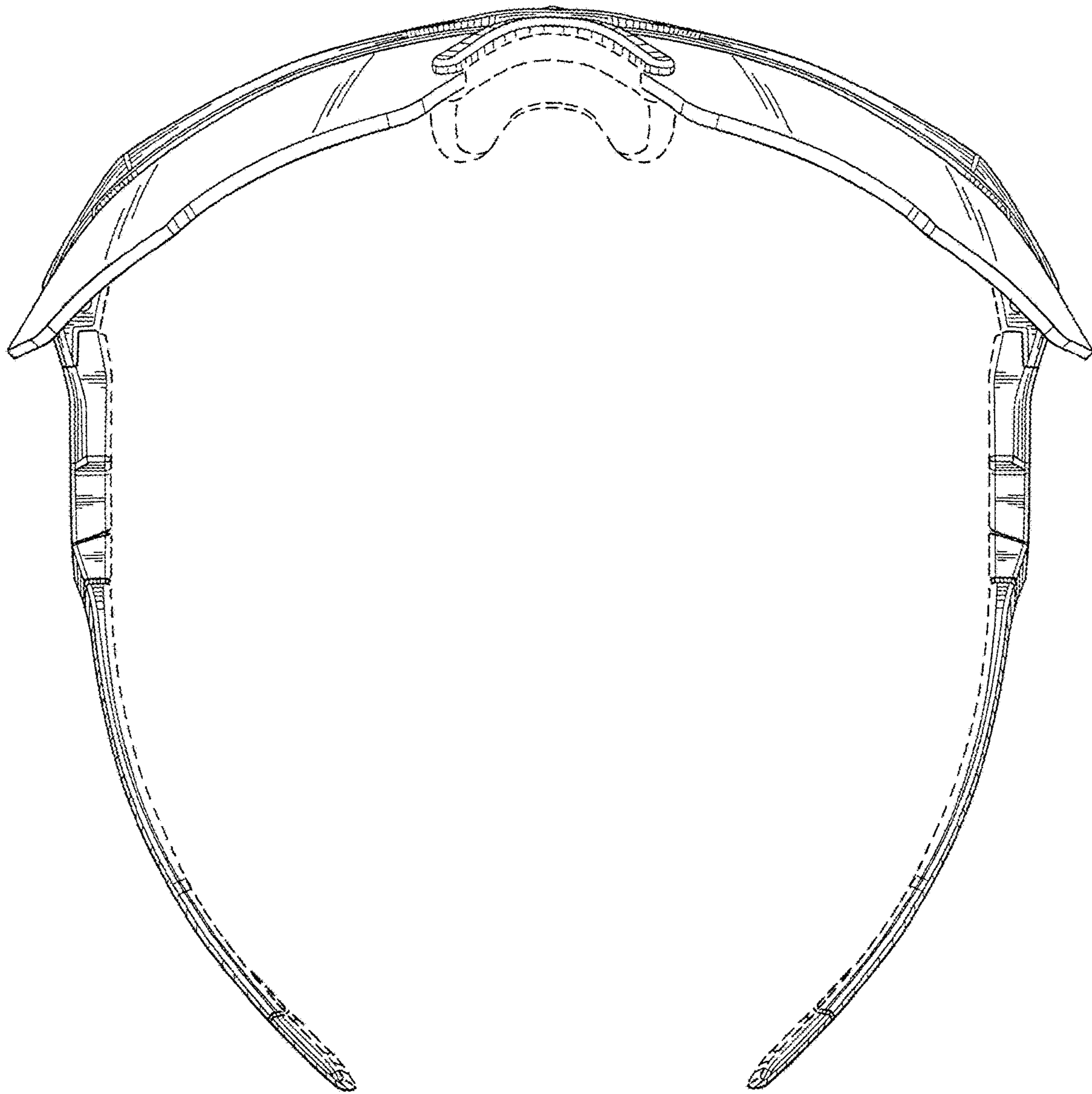
*Fig. 4*



*Fig. 5*



*Fig. 6*



*Fig. 7*