



US00D892191S

(12) **United States Design Patent**  
**Ji**

(10) **Patent No.:** **US D892,191 S**

(45) **Date of Patent:** **\*\* Aug. 4, 2020**

(54) **KID'S CAMERA**

(71) Applicant: **SHEN ZHEN AIMSON INDUSTRY DEVELOPMENT CO., LTD,**  
Shenzhen (CN)

(72) Inventor: **Zhe Ji,** Shenzhen (CN)

(73) Assignee: **SHEN ZHEN AIMSON INDUSTRY DEVELOPMENT CO., LTD,**  
Shenzhen (CN)

(\*\*) Term: **15 Years**

(21) Appl. No.: **29/693,734**

(22) Filed: **Jun. 5, 2019**

(30) **Foreign Application Priority Data**

May 9, 2019 (CN) ..... 2019 3 0225531

(51) **LOC (12) Cl.** ..... **16-01**

(52) **U.S. Cl.**  
USPC ..... **D16/202; D21/514**

(58) **Field of Classification Search**  
USPC ..... D16/200, 202-206, 208, 218, 219;  
D21/514; 348/373-376; 396/535,  
396/539-541  
CPC ..... G03B 15/03; G03B 17/02; G03B 17/04;  
G03B 17/56; G03B 19/04; H04N 5/2251;  
H04N 5/2252; H04N 5/2253; H04N  
5/2254; H04N 2101/00  
See application file for complete search history.

(56) **References Cited**

**U.S. PATENT DOCUMENTS**

D515,608 S \* 2/2006 Heatherly ..... D16/202  
D524,839 S \* 7/2006 Wen ..... D16/202

D558,810 S \* 1/2008 Alden ..... D16/202  
D585,925 S \* 2/2009 Kuo ..... D16/202  
D729,296 S \* 5/2015 Shelton ..... D16/202  
D810,169 S \* 2/2018 Bhattacharya ..... D16/203  
D822,742 S \* 7/2018 Hathway ..... D16/203  
D822,743 S \* 7/2018 Hathway ..... D16/203  
D822,744 S \* 7/2018 Hathway ..... D16/203  
D836,698 S \* 12/2018 Hathway ..... D16/203  
D864,274 S \* 10/2019 Moon ..... D16/202  
D875,802 S \* 2/2020 Jin ..... D16/202  
D884,047 S \* 5/2020 Ji ..... D16/202

\* cited by examiner

*Primary Examiner* — Ramzi S Almatrahi


(57) **CLAIM**

The ornamental design for a kid's camera, as shown and described.

**DESCRIPTION**

FIG. 1 is a front elevational view of a kid's camera showing my new design;  
FIG. 2 is a rear elevational view thereof;  
FIG. 3 is a left side view thereof;  
FIG. 4 is a right side view thereof;  
FIG. 5 is a top plan view thereof;  
FIG. 6 is a bottom plan view thereof;  
FIG. 7 is a front and left side perspective view thereof;  
FIG. 8 is a bottom, front and right side perspective view thereof;  
FIG. 9 is a bottom, rear and right side perspective view thereof; and,  
FIG. 10 is a top, rear and left side perspective view thereof.

**1 Claim, 10 Drawing Sheets**



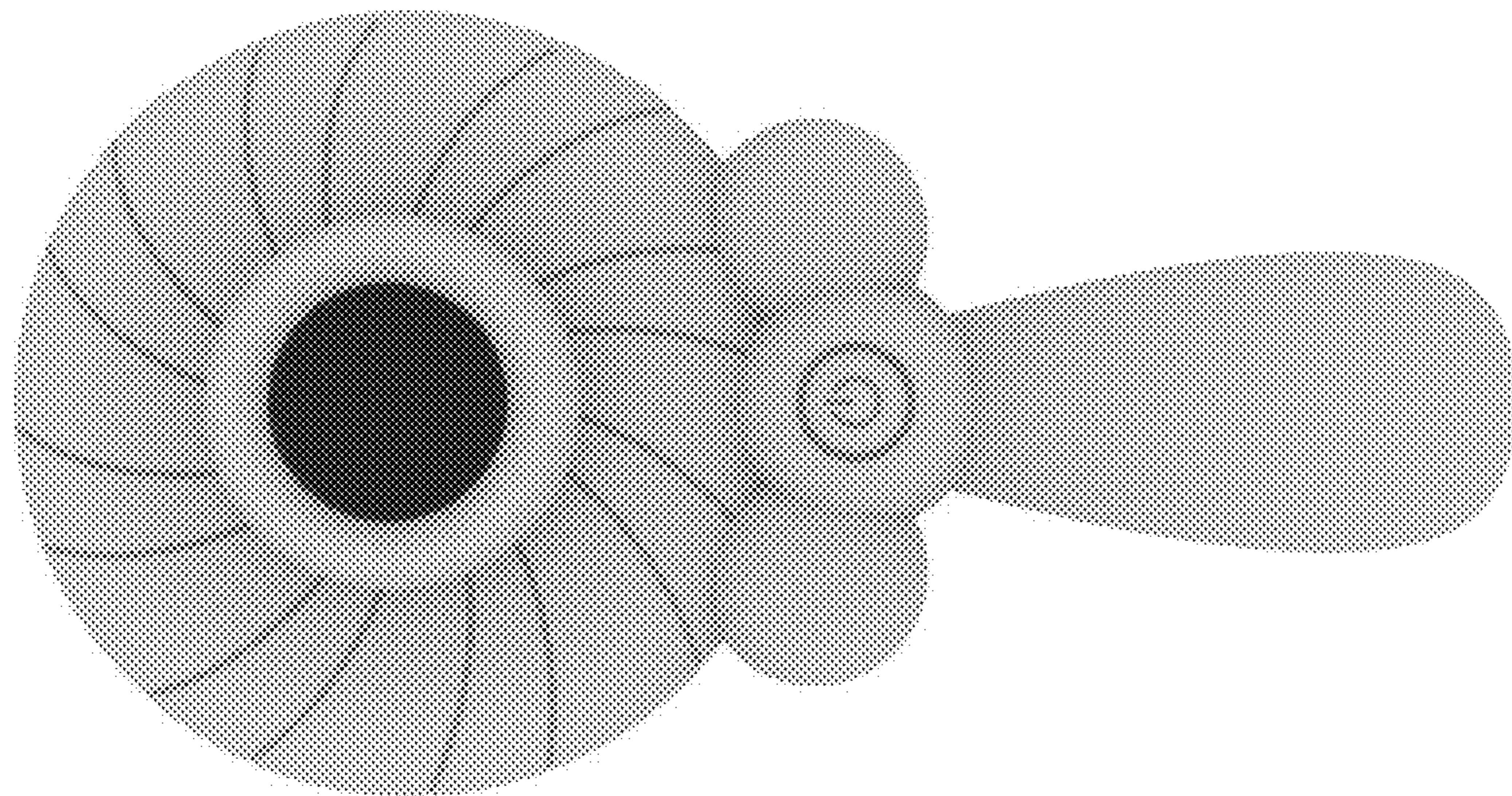


Fig. 1

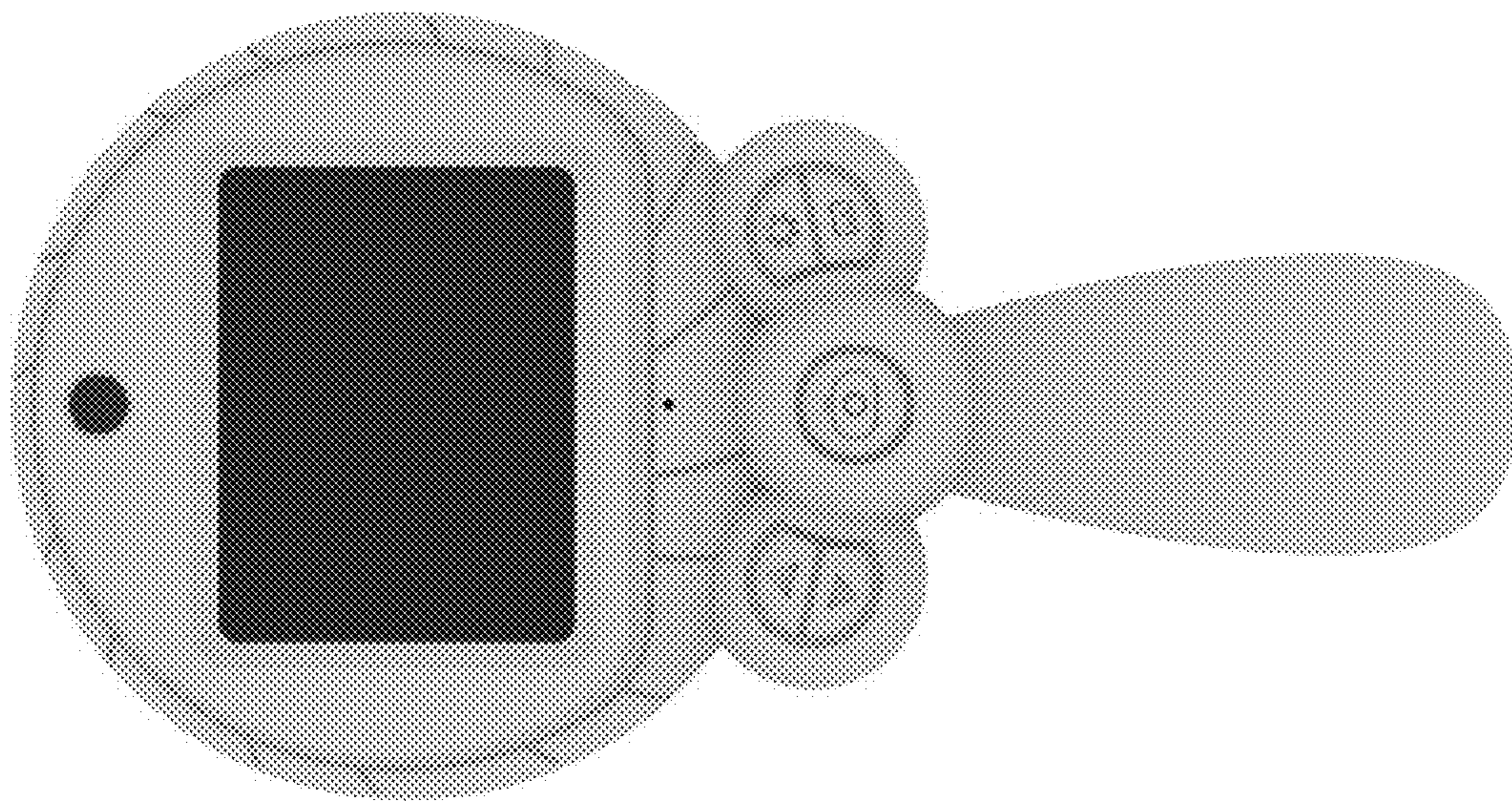


Fig. 2




Fig. 3

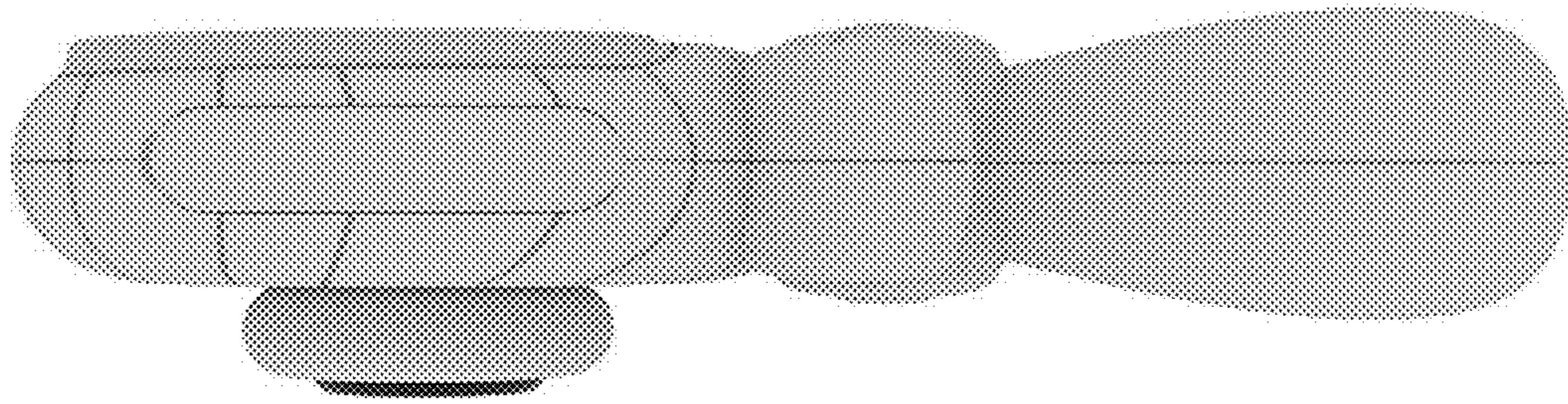


Fig. 4

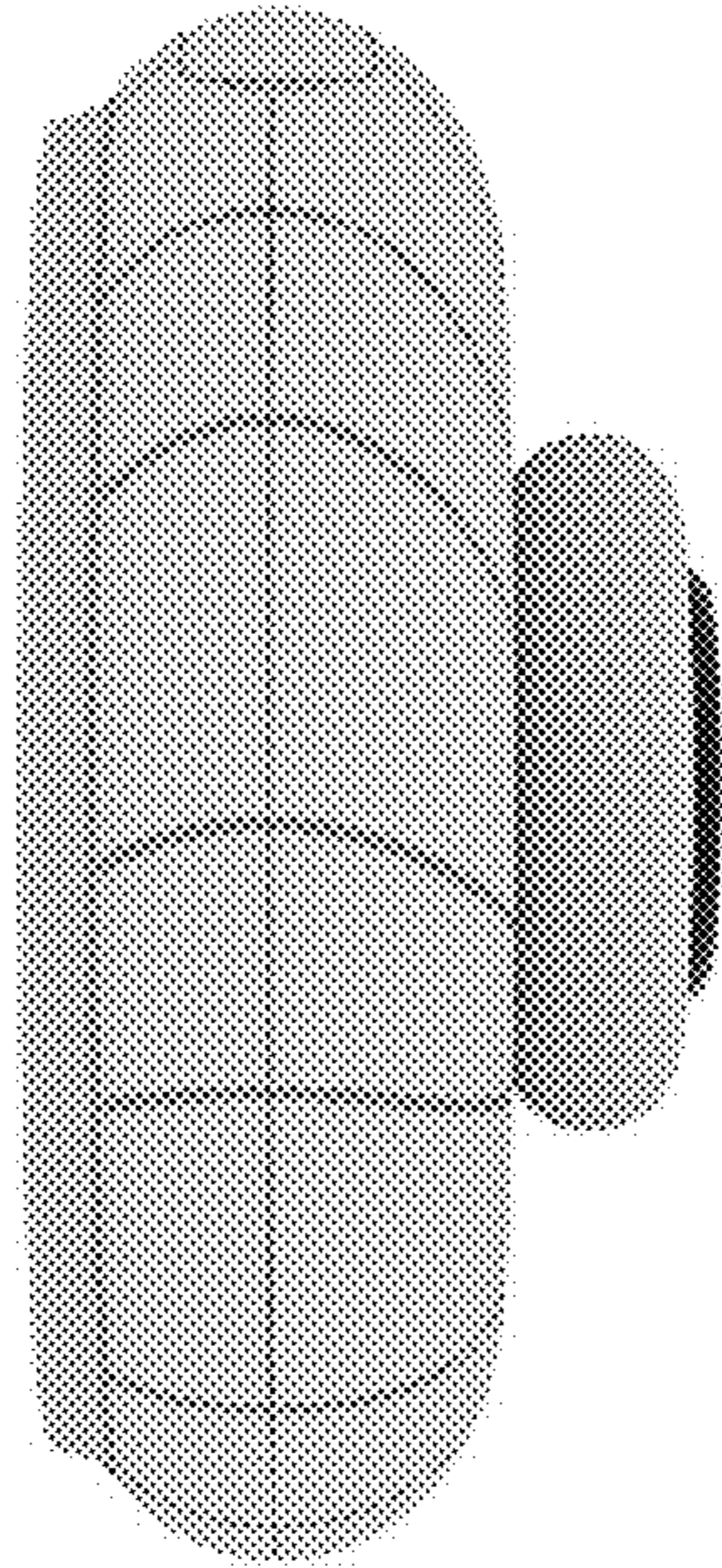


Fig. 5

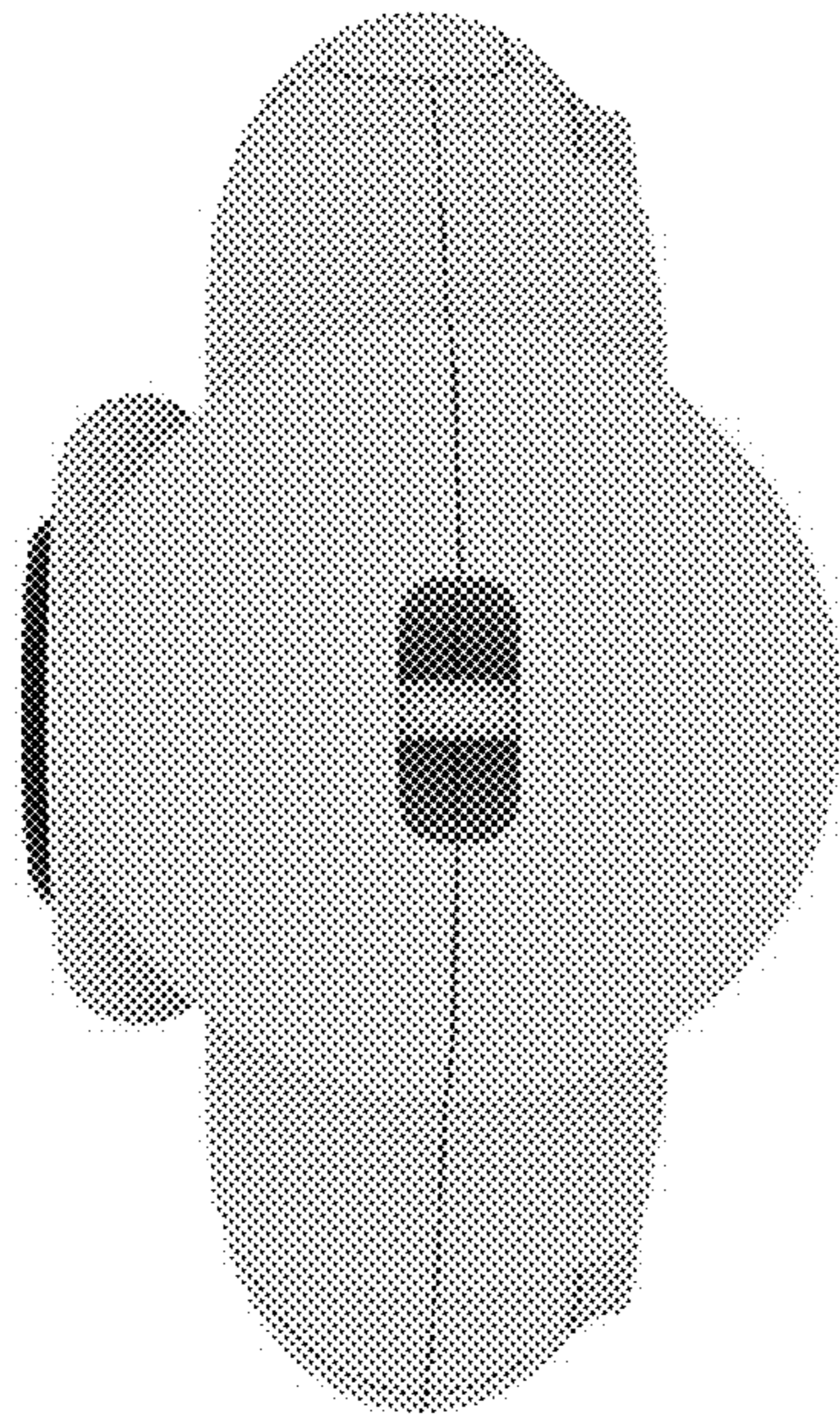


Fig. 6




Fig. 7



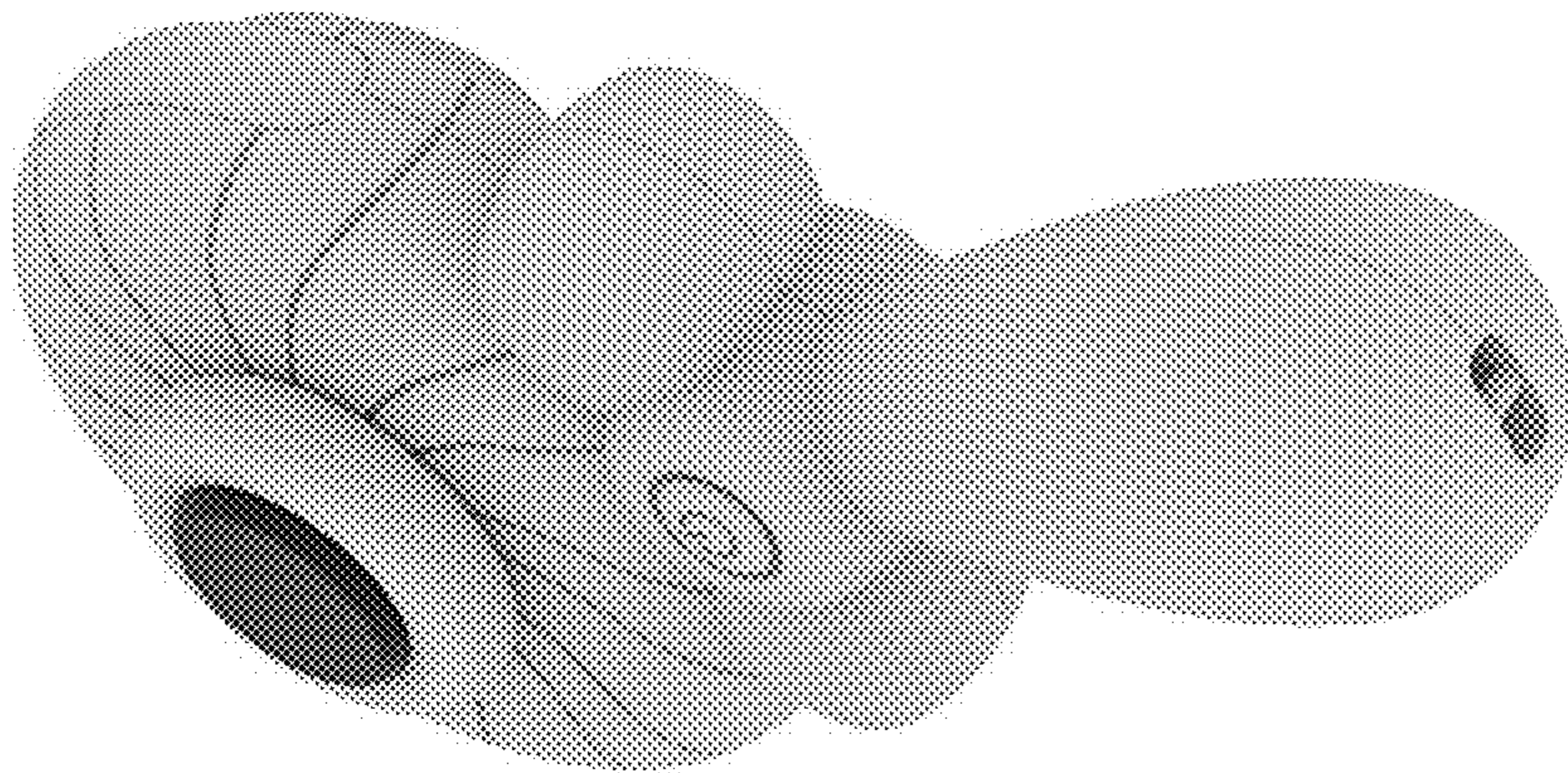


Fig. 8

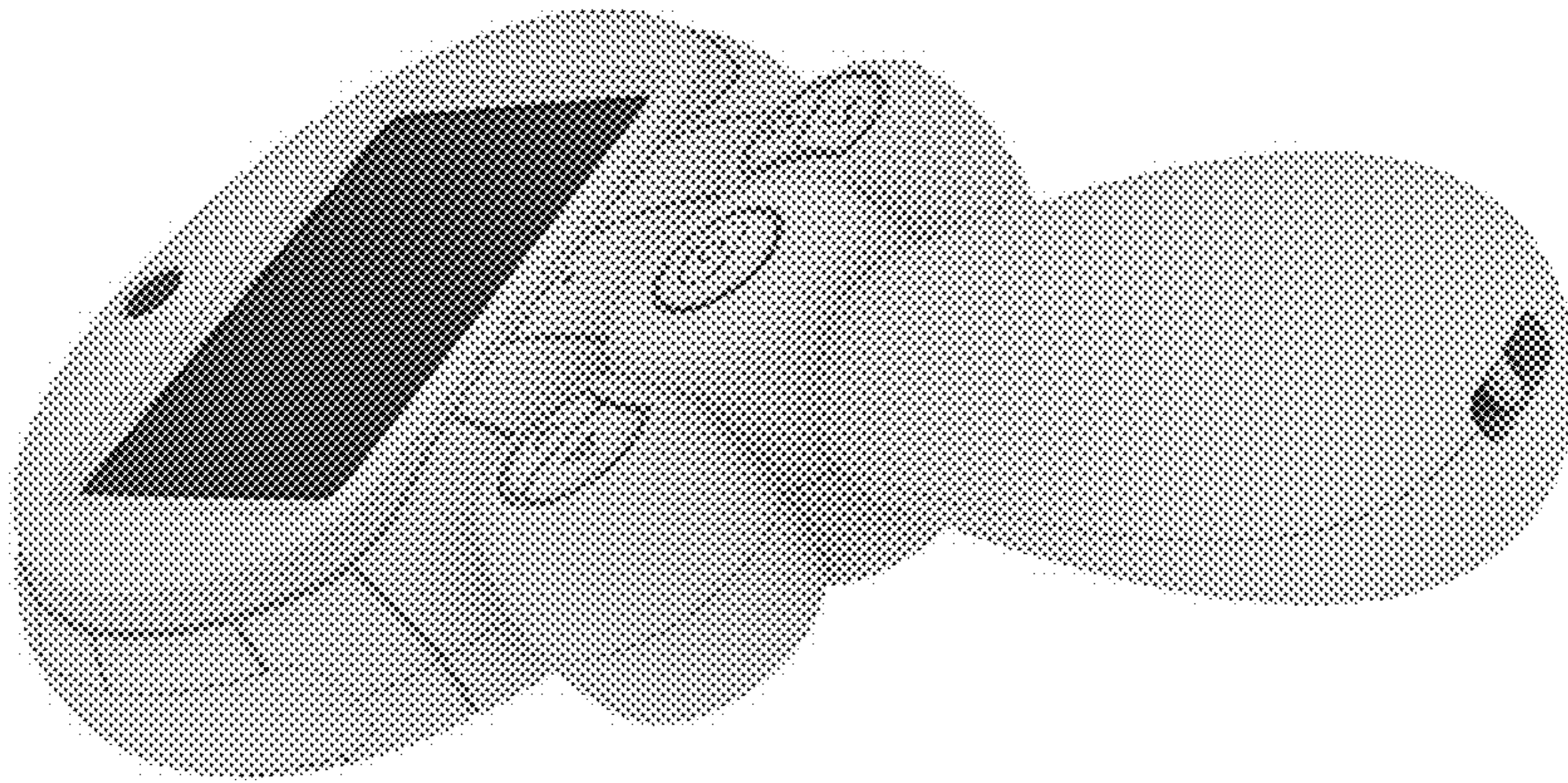


Fig. 9




Fig. 10