



US00D892180S

(12) **United States Design Patent**  
**Deusing**

(10) **Patent No.:** **US D892,180 S**

(45) **Date of Patent:** **\*\* Aug. 4, 2020**

(54) **PARTS FOR COOLING DEVICES**  
(71) Applicant: **RITTAL GMBH & CO. KG**, Herborn (DE)  
(72) Inventor: **Marco Deusing**, Herborn (DE)  
(73) Assignee: **Rittal GmbH & Co. KG** (DE)  
(\*\*) Term: **15 Years**

4,932,224 A \* 6/1990 Katterhenry ..... F25D 23/00  
312/236  
D343,894 S \* 2/1994 Anderson ..... D23/325  
D419,229 S \* 1/2000 Stevens ..... D23/325  
D439,914 S \* 4/2001 Trulaske, Sr. .... D6/703.5  
D451,107 S \* 11/2001 Tsuji ..... D15/79  
D454,625 S \* 3/2002 Flanagan ..... D23/325  
D500,659 S \* 1/2005 Reed ..... D8/313  
D554,544 S \* 11/2007 Englert ..... D10/49  
D556,793 S \* 12/2007 Braun ..... D15/89  
D573,612 S \* 7/2008 Braun ..... D15/89  
D573,613 S \* 7/2008 Braun ..... D15/89

(Continued)

(21) Appl. No.: **35/506,025**  
(22) Filed: **Sep. 5, 2018**

*Primary Examiner* — Richard E Chilcot  
(74) *Attorney, Agent, or Firm* — Polsinelli PC

(80) **Hague Agreement Data**  
Int. Filing Date: **Sep. 5, 2018**  
Int. Reg. No.: **DM/103574**  
Int. Reg. Date: **Sep. 5, 2018**  
Int. Reg. Pub. Date: **Nov. 16, 2018**

(57) **CLAIM**

The ornamental design for parts for cooling devices, as shown and described.

(30) **Foreign Application Priority Data**

**DESCRIPTION**

Apr. 20, 2018 (EM) ..... 005242724  
(51) **LOC (12) Cl.** ..... **15-07**  
(52) **U.S. Cl.**  
USPC ..... **D15/89**  
CPC ..... **F25D 23/00** (2013.01)  
(58) **Field of Classification Search**  
USPC ..... D15/79, 81, 89, 91; 62/239, 243, 244,  
62/263, 323.1; 312/400-408  
CPC ..... F25D 23/00; F25D 23/10  
See application file for complete search history.

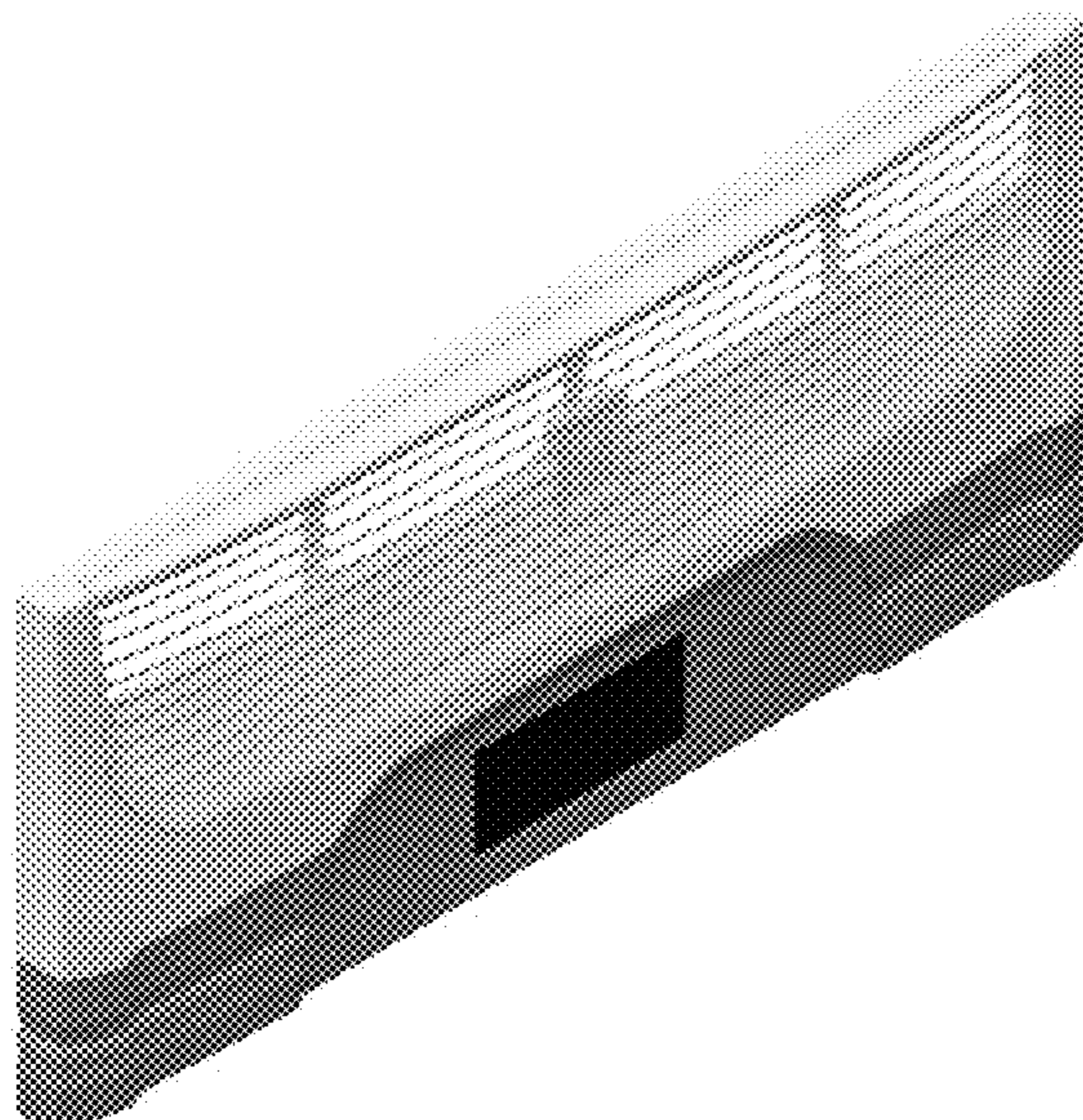
The patent or application file contains at least one drawing executed in color. Copies of this patent or patent application publication with color drawing(s) will be provided by the Office upon request and payment of the necessary fee.

- 1.1 is a perspective view of a first part for cooling device.
- 1.2 is a front view of the first part for cooling device.
- 1.3 is a rear view of the first part for cooling device.
- 1.4 is a left side view of the first part for cooling device.
- 1.5 is a right side view of the first part for cooling device.
- 1.6 is a top view of the first part for cooling device.
- 1.7 is a bottom view of the first part for cooling device.
- 2.1 is a perspective view of a second part for cooling device.
- 2.2 is a front view of the second part for cooling device.
- 2.3 is a rear view of the second part for cooling device.
- 2.4 is a left side view of the second part for cooling device.
- 2.5 is a right side view of the second part for cooling device.
- 2.6 is a top view of the second part for cooling device.
- 2.7 is a bottom view of the second part for cooling device.

(56) **References Cited**  
U.S. PATENT DOCUMENTS

3,912,349 A \* 10/1975 Hoetker ..... F25D 23/00  
312/236  
D287,619 S \* 1/1987 Allard ..... D23/325

**1 Claim, 14 Drawing Sheets**  
**(4 of 14 Drawing Sheet(s) Filed in Color)**



(56)


**References Cited**

U.S. PATENT DOCUMENTS


D618,712 S	*	6/2010	Tsuji .....	D15/79
D618,713 S	*	6/2010	Tsuji .....	D15/79
D619,151 S	*	7/2010	Tsuji .....	D15/79
D719,589 S	*	12/2014	Park .....	D15/89
D794,091 S	*	8/2017	Smith .....	D15/89
D846,601 S	*	4/2019	Froehlich .....	D15/89
D852,236 S	*	6/2019	Lee .....	D15/89

\* cited by examiner


1.1




1.2



1.3




1.4



1.5




1.6







1.7




2.1




2.2



2.3




2.4



2.5



2.6



2.7

