

US00D892177S

(12) **United States Design Patent** (10) **Patent No.:** **US D892,177 S**
McLuckie et al. (45) **Date of Patent:** **** Aug. 4, 2020**

(54) **SCRAPER OF AN AGRICULTURAL ROW UNIT**

4,034,688 A 7/1977 Ernst
4,113,030 A 9/1978 Walker
4,206,817 A 6/1980 Bowerman
4,337,836 A 7/1982 Seaberg
4,603,746 A 8/1986 Swales
4,736,803 A 4/1988 Roush
5,060,586 A 10/1991 Hoyt
5,802,995 A * 9/1998 Baugher A01C 5/068
111/140

(71) Applicant: **CNH Industrial America LLC**, New Holland, PA (US)

(72) Inventors: **Austin Joseph McLuckie**, Coal City, IL (US); **Brian J. Anderson**, Yorkville, IL (US); **Johnathon R. Dienst**, Maple Park, IL (US); **Grant Thomas MacDonald**, Hampshire, IL (US)

(Continued)

FOREIGN PATENT DOCUMENTS

(73) Assignee: **CNH Industrial America LLC**, New Holland, PA (US)

CZ 293891 8/2004

OTHER PUBLICATIONS

(**) Term: **15 Years**

TD16B Tyne Disc Opener Assembly 50x16; <http://www.bossagparts.com.au/TD16-Tyne-Disc-Opener-50-X-16-Assembly>; 2 pgs; accessed Jan. 21, 2019.

(21) Appl. No.: **29/681,757**

(22) Filed: **Feb. 27, 2019**

Primary Examiner — Mark A Goodwin

(51) **LOC (12) Cl.** **15-03**

(74) *Attorney, Agent, or Firm* — Rebecca L. Henkel; Rickard K. DeMille

(52) **U.S. Cl.**
USPC **D15/28**

(58) **Field of Classification Search**
USPC D15/10, 11, 27, 28, 29; 111/157, 200, 111/135, 137, 164, 52, 140, 167, 163; 172/166, 602, 741-744, 748, 452, 536, 172/736
CPC A01B 37/00; A01B 39/00; A01B 39/22; A01B 76/00; A01B 71/04; A01B 71/00; A01C 5/00; A01C 5/06; A01C 5/062; B60S 1/68; B60S 1/00

(57) **CLAIM**

The ornamental design for a scraper of an agricultural row unit, substantially as shown and described.

See application file for complete search history.

DESCRIPTION

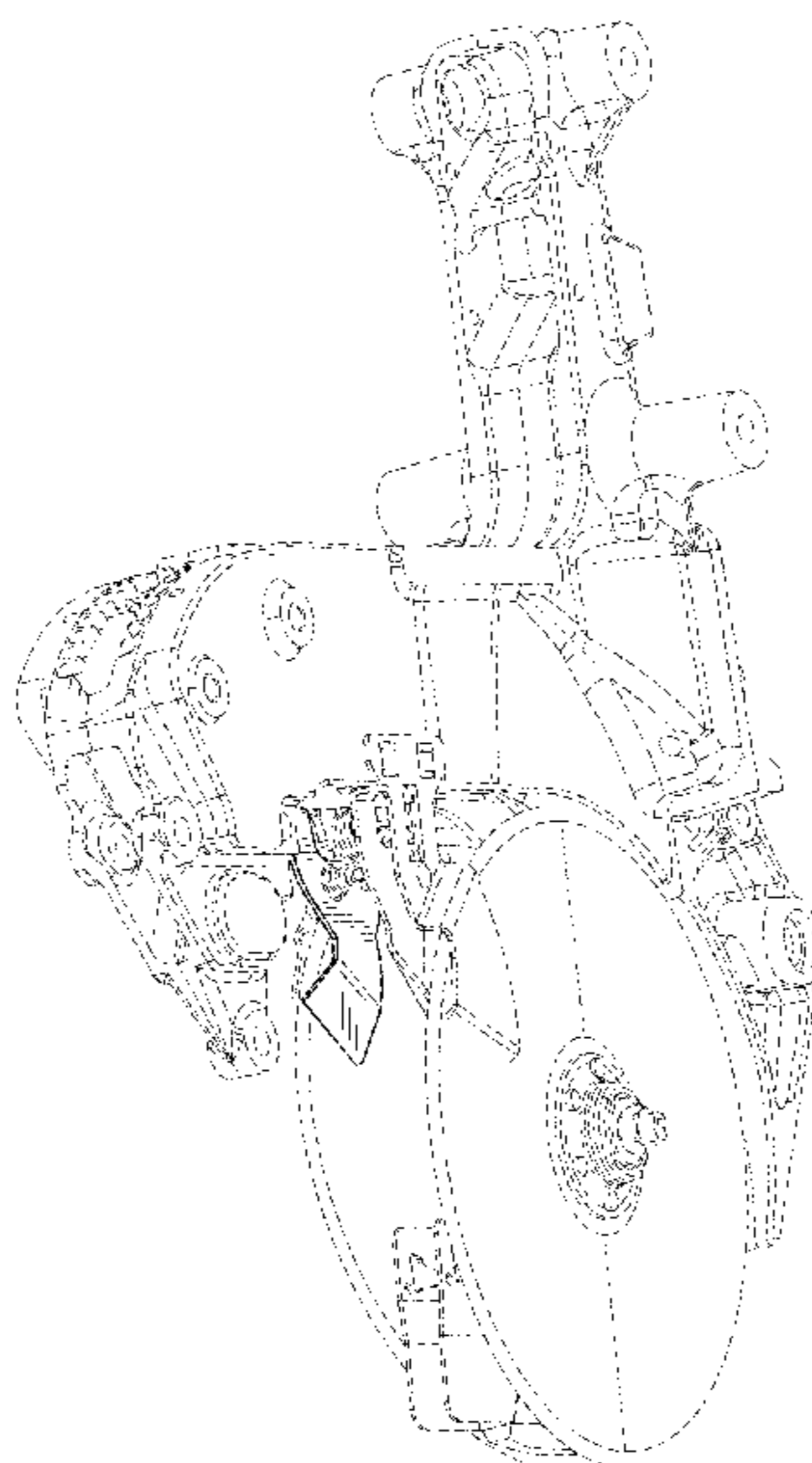
FIG. 1 is a perspective view of an agricultural row unit having a scraper showing our new design; FIG. 2 is a perspective view thereof; FIG. 3 is a right side view thereof; FIG. 4 is a left side view thereof; FIG. 5 is a back view thereof; FIG. 6. is a front view thereof; FIG. 7 is a top view thereof; and, FIG. 8 is a bottom view thereof. Phantom lines, where utilized, are for illustrative purposes only and form no part of the claimed design.

(56) **References Cited**

U.S. PATENT DOCUMENTS

845,425 A 2/1907 Livesay
1,113,776 A 10/1914 Goetz
1,264,970 A 5/1918 Pilfer
2,242,608 A 8/1938 Graves
3,833,067 A 9/1974 Peterson, Jr. et al.

1 Claim, 6 Drawing Sheets



(56)

References Cited

U.S. PATENT DOCUMENTS

5,884,711 A * 3/1999 Shoup A01B 71/08
111/137
7,730,962 B1 * 6/2010 Kester A01C 5/06
172/558
7,984,768 B2 7/2011 Schilling
8,960,322 B2 * 2/2015 Kester A01B 15/00
172/558
9,113,587 B2 * 8/2015 Hesla A01C 7/203
9,204,591 B2 * 12/2015 Hesla A01C 5/064
9,769,971 B2 * 9/2017 Hesla A01B 23/06
9,872,423 B2 * 1/2018 Anderson A01C 5/068
D812,110 S * 3/2018 Hesla D15/28
10,375,879 B2 * 8/2019 Garner A01C 5/062
2013/0186658 A1 * 7/2013 Kester A01B 15/00
172/558
2017/0094889 A1 * 4/2017 Garner A01C 21/007
2019/0271356 A1 * 9/2019 Schaffert A01C 5/04

* cited by examiner

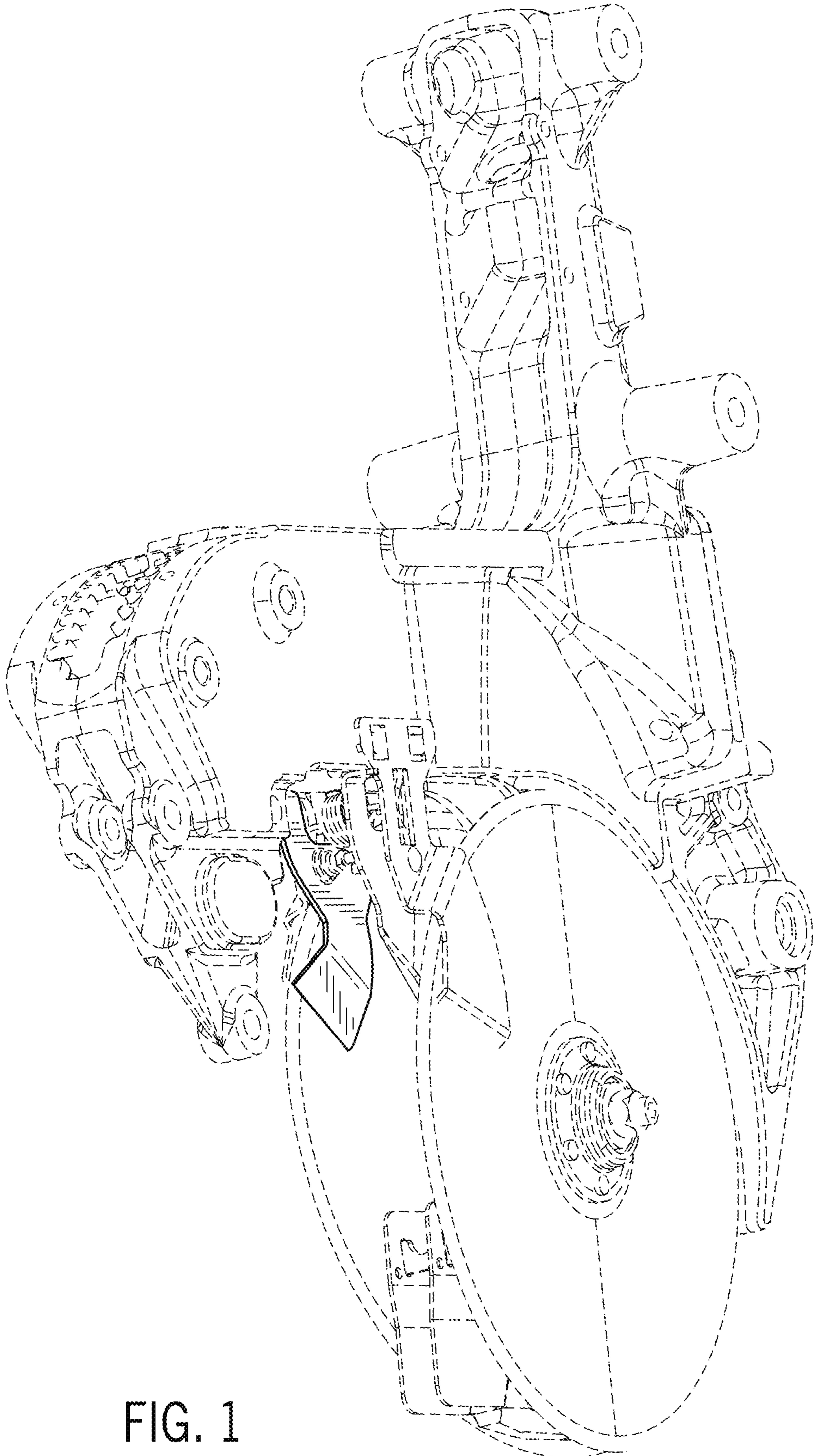


FIG. 1

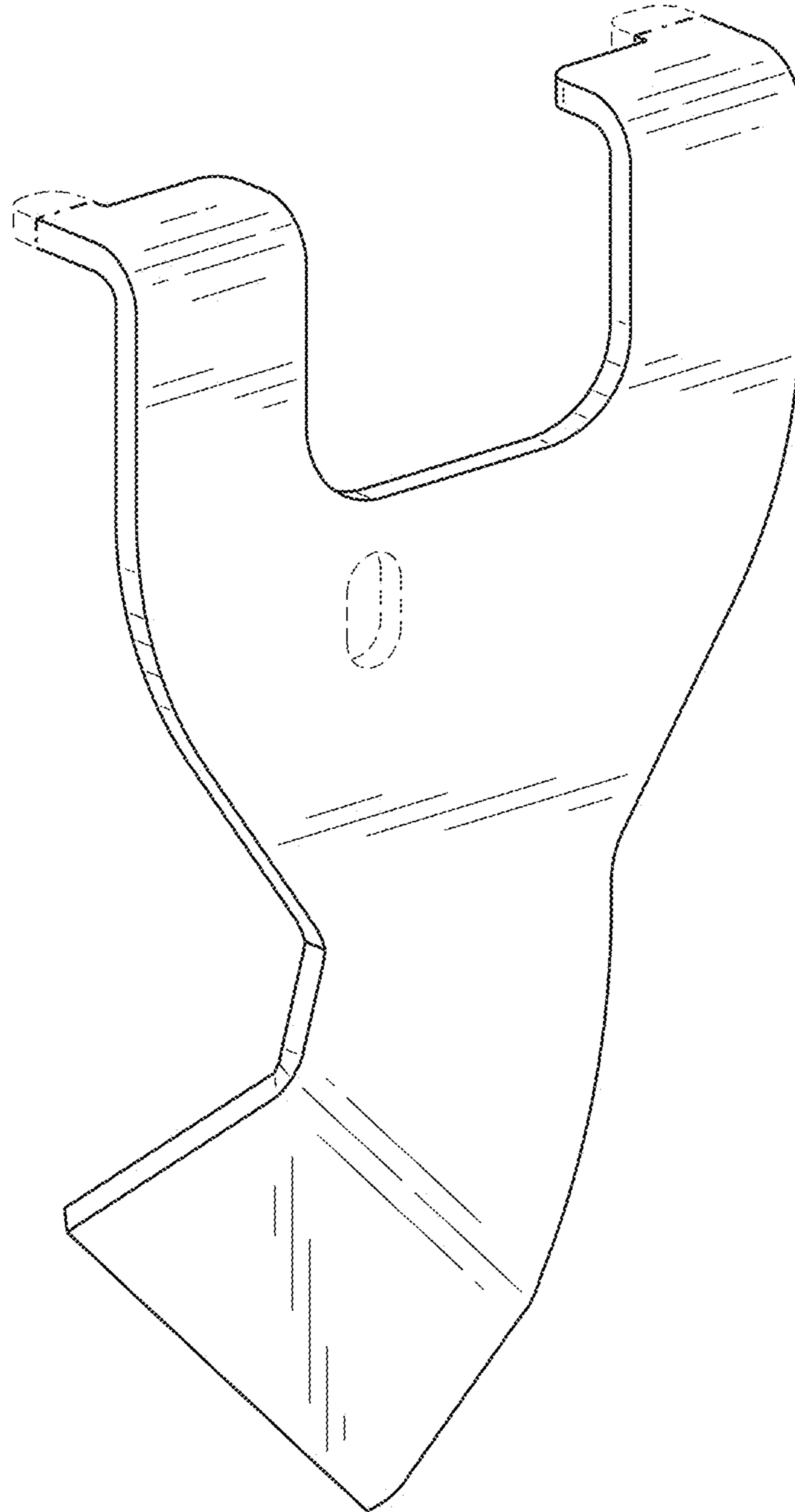


FIG. 2

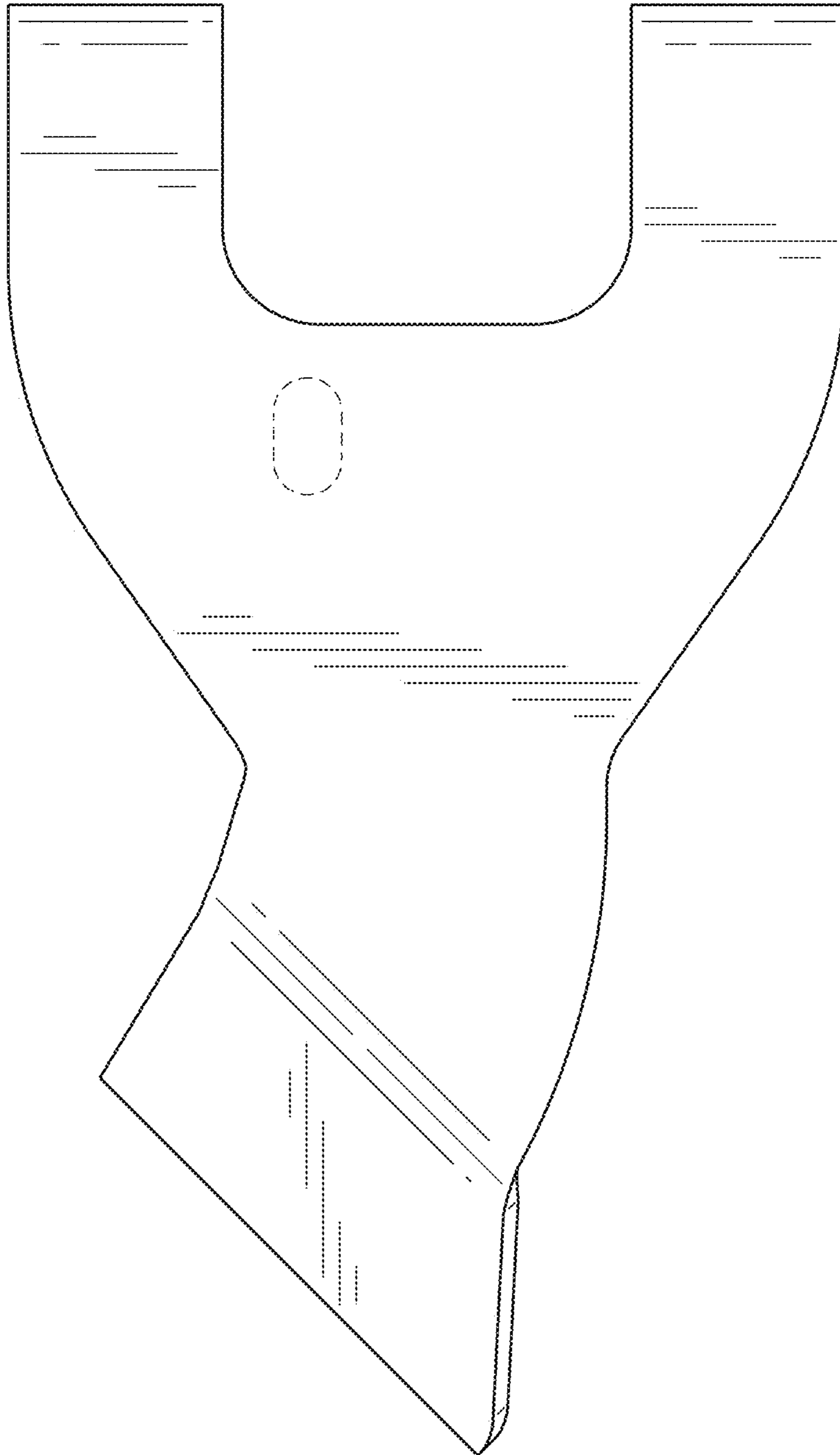


FIG. 3

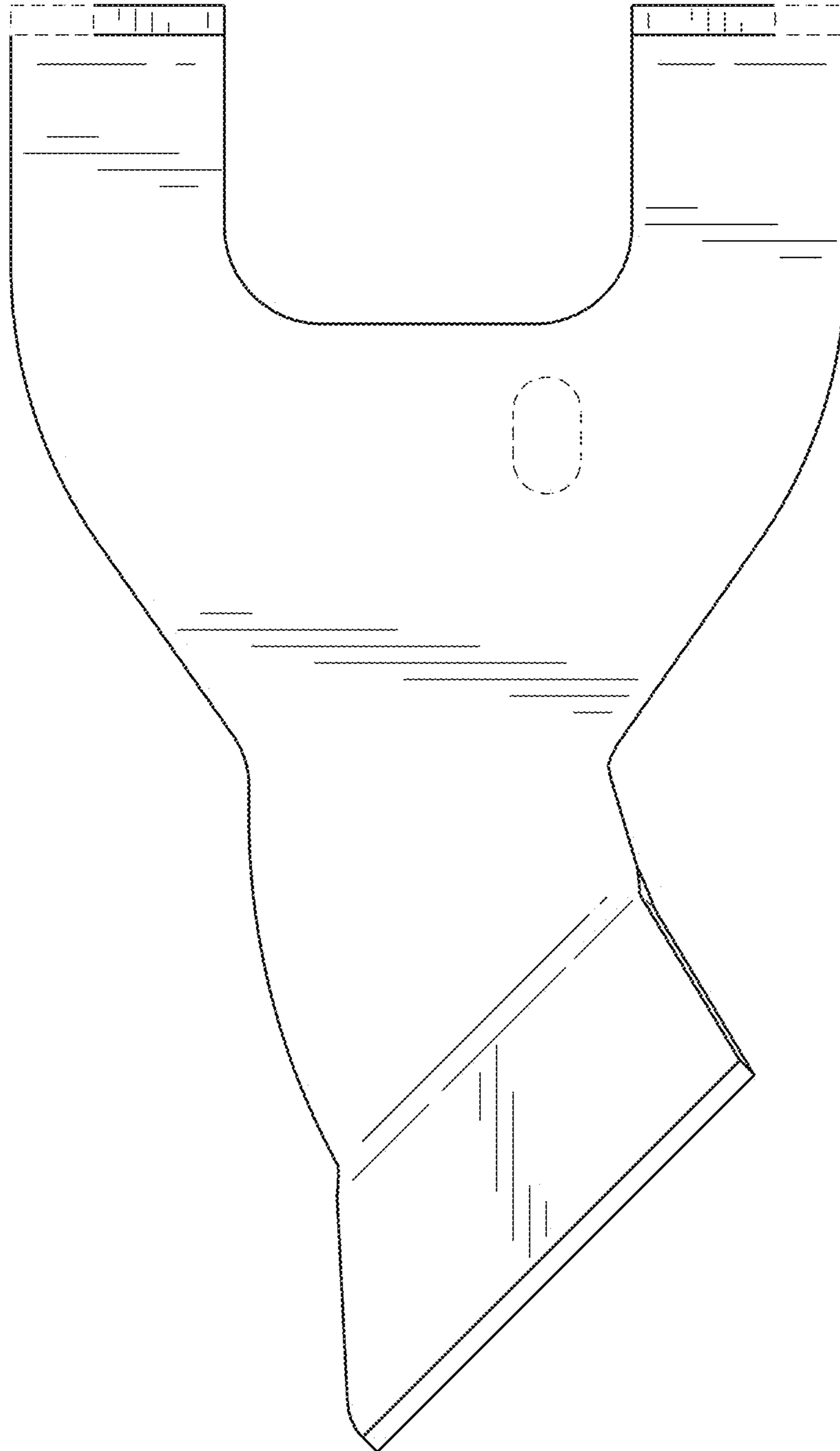


FIG. 4




FIG. 5




FIG. 6

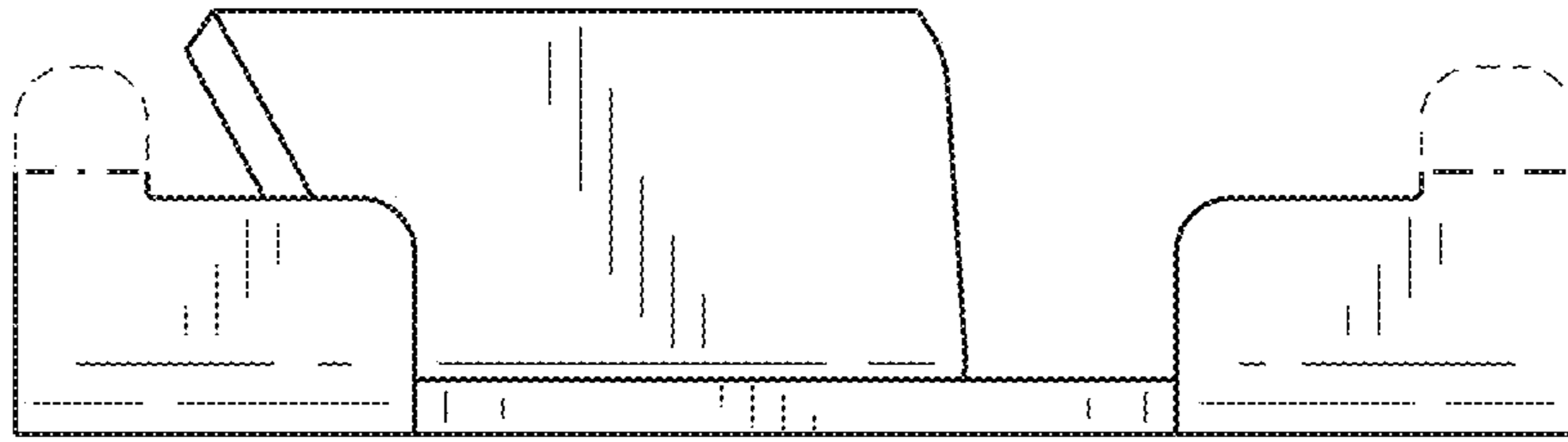


FIG. 7

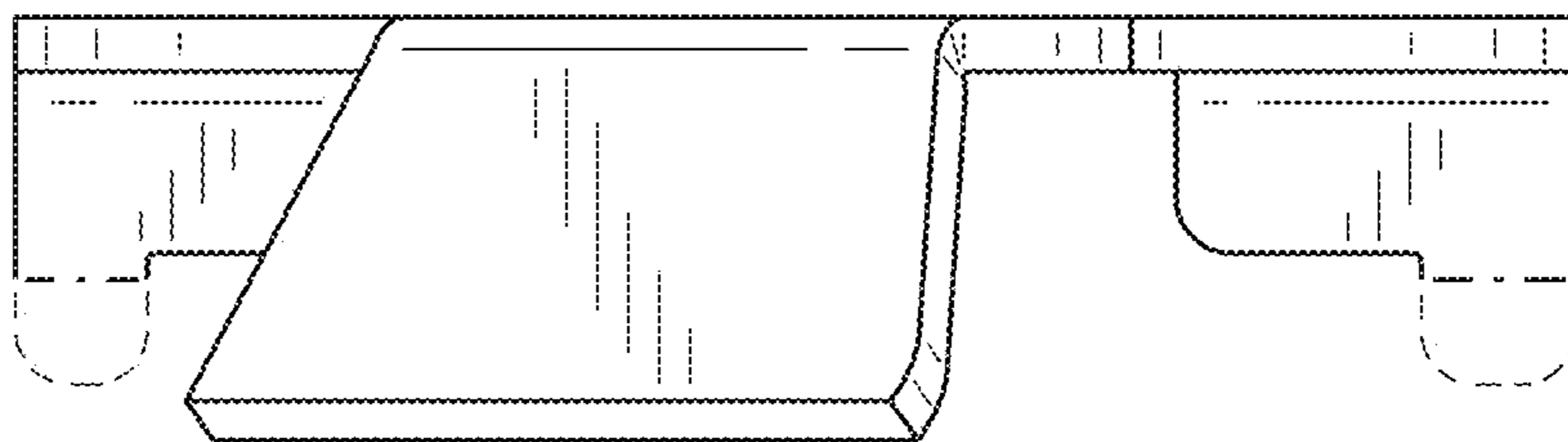


FIG. 8