



US00D892147S

(12) **United States Design Patent**  
**Shah et al.**

(10) **Patent No.:** **US D892,147 S**

(45) **Date of Patent:** **\*\* Aug. 4, 2020**

(54) **DISPLAY SCREEN WITH AN ANIMATED GRAPHICAL USER INTERFACE**

(71) Applicant: **Verizon Patent and Licensing Inc.**,  
Basking Ridge, NJ (US)

(72) Inventors: **Snehal Shah**, Summit, NJ (US);  
**Jimmie Wardell Solomon**, Piscataway,  
NJ (US); **Julia Murphy**, Carteret, NJ  
(US); **Bill Chen**, Atlantic City, NJ (US)

(73) Assignee: **Verizon Patent and Licensing Inc.**,  
Basking Ridge, NJ (US)

(\*\*) Term: **15 Years**

(21) Appl. No.: **29/619,157**

(22) Filed: **Sep. 27, 2017**

(51) **LOC (12) Cl.** ..... **14-04**

(52) **U.S. Cl.**  
USPC ..... **D14/486**

(58) **Field of Classification Search**  
USPC ..... D14/485–495  
CPC ..... G06F 3/0482; G06F 3/0481; G06F 3/048;  
G06F 3/04817; G06F 3/04842  
See application file for complete search history.

(56) **References Cited**

**U.S. PATENT DOCUMENTS**

D810,772 S *	2/2018	Wang	.....	D14/486
D822,702 S *	7/2018	Gandhi	.....	D14/486
D823,867 S *	7/2018	Berlow	.....	D14/486
D824,945 S *	8/2018	Sagrillo	.....	D14/486
D836,659 S *	12/2018	Andrew	.....	D14/486
D836,669 S *	12/2018	Manickavasagam	.....	D14/488
D837,229 S *	1/2019	Hilhorst	.....	D14/485
D838,733 S *	1/2019	Grossman	.....	D14/486
D838,738 S *	1/2019	Howland	.....	D14/486
D838,740 S *	1/2019	Tijerina	.....	D14/488
D838,741 S *	1/2019	Tijerina	.....	D14/488

D841,657 S *	2/2019	Hilhorst	.....	D14/485
D848,461 S *	5/2019	Rubin	.....	D14/486
D848,462 S *	5/2019	Penha	.....	D14/486
D849,015 S *	5/2019	Kuroda	.....	D14/485
D849,770 S *	5/2019	Matas	.....	D14/486

(Continued)

*Primary Examiner* — Kevin K Rudzinski

*Assistant Examiner* — Kathleen L Jones

(57) **CLAIM**

The ornamental design for a display screen with an animated graphical user interface, as shown and described.

**DESCRIPTION**

FIG. 1 is a front view of a display screen with an animated graphical user interface showing a first image of our new design;

FIG. 2 is a second image thereof;

FIG. 3 is a third image thereof;

FIG. 4 is a fourth image thereof;

FIG. 5 is fifth image thereof;

FIG. 6 is a sixth image thereof;

FIG. 7 is a seventh image thereof;

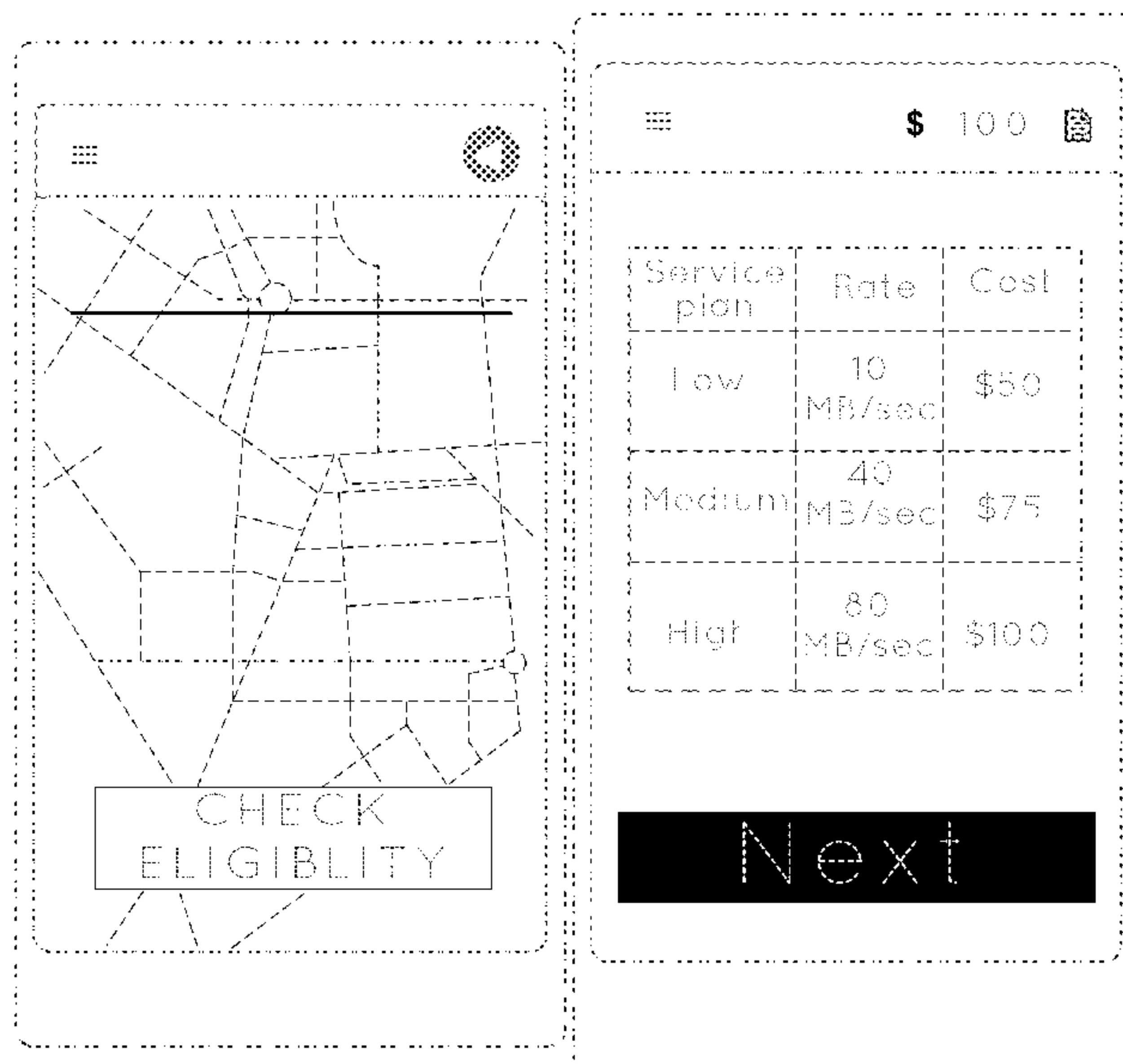
FIG. 8 is an eighth image thereof;

FIG. 9 is a ninth image thereof; and,

FIG. 10 is a tenth image thereof.

The outermost broken lines in the figures show a device or portion thereof, and form no part of the claimed design. The second outermost broken lines in the figures show a display screen or portion thereof, and form no part of the claimed design. The remaining broken lines, showing portions of the display screen and portions of the graphical user interface, including the icon in the top right portion of FIG. 2 and the lettering in FIGS. 1-10, form no part of the claimed design. The appearance of the transitional image sequentially transitions between the images shown in FIGS. 1-10. The process or period in which one image transitions to another image forms no part of the claimed design.

**1 Claim, 10 Drawing Sheets**



(56)

**References Cited**

U.S. PATENT DOCUMENTS

D857,733 S *	8/2019	Kuscher .....	D14/486
D858,534 S *	9/2019	Harvey .....	D14/485
D868,812 S *	12/2019	Schwer .....	D14/486
D876,452 S *	2/2020	Rawohl .....	D14/485

\* cited by examiner

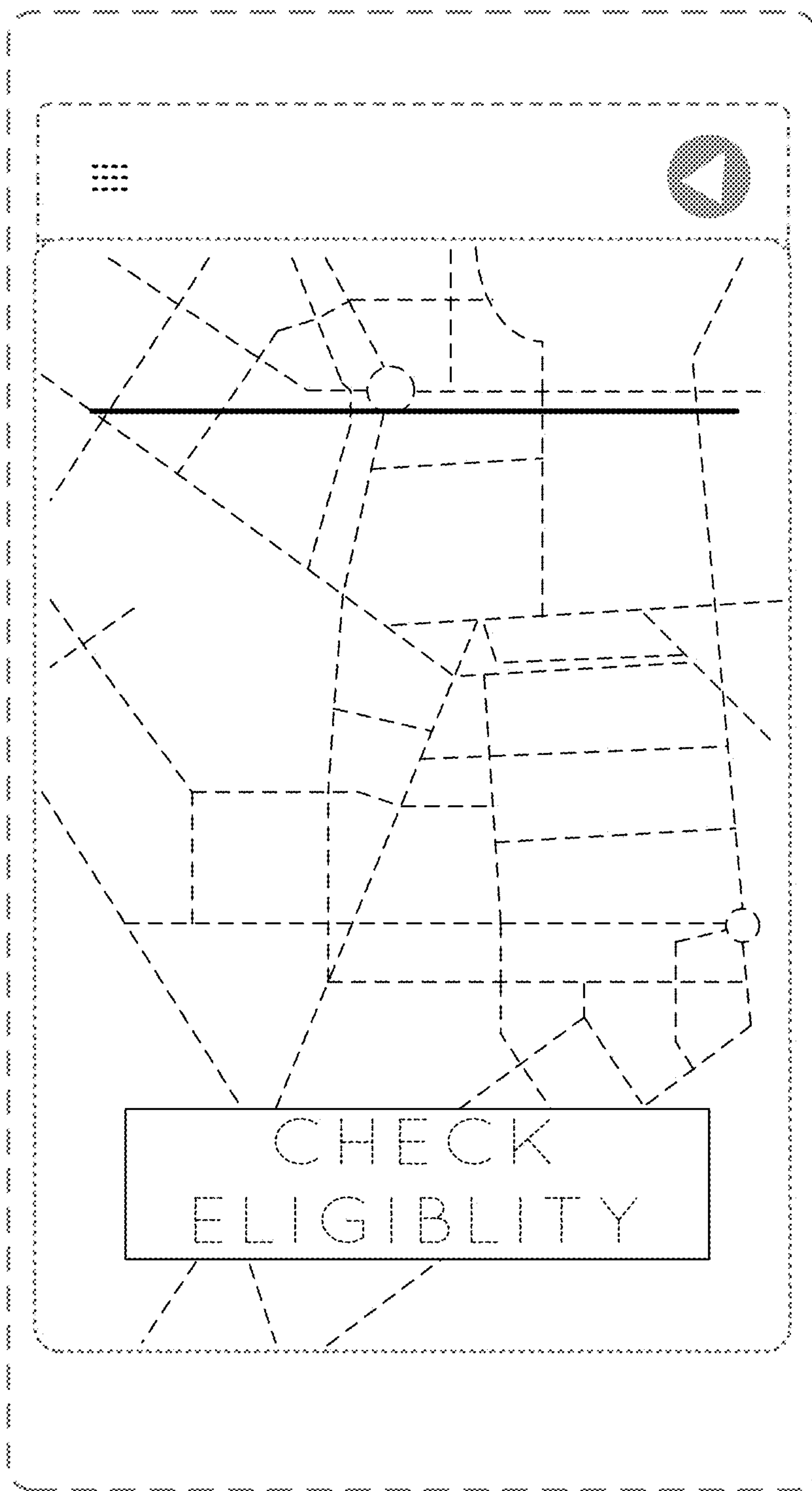
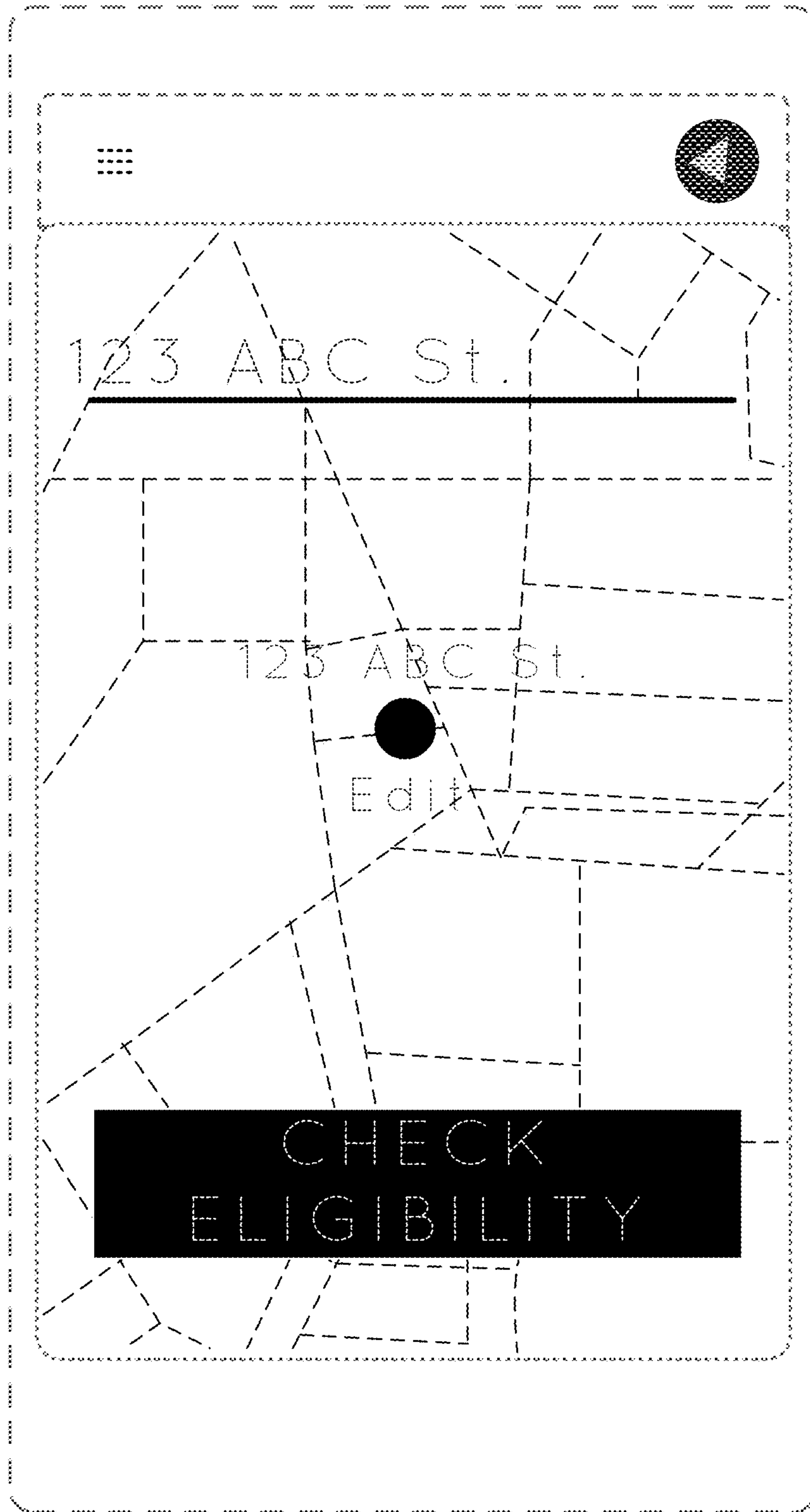


FIG. 1



**FIG. 2**

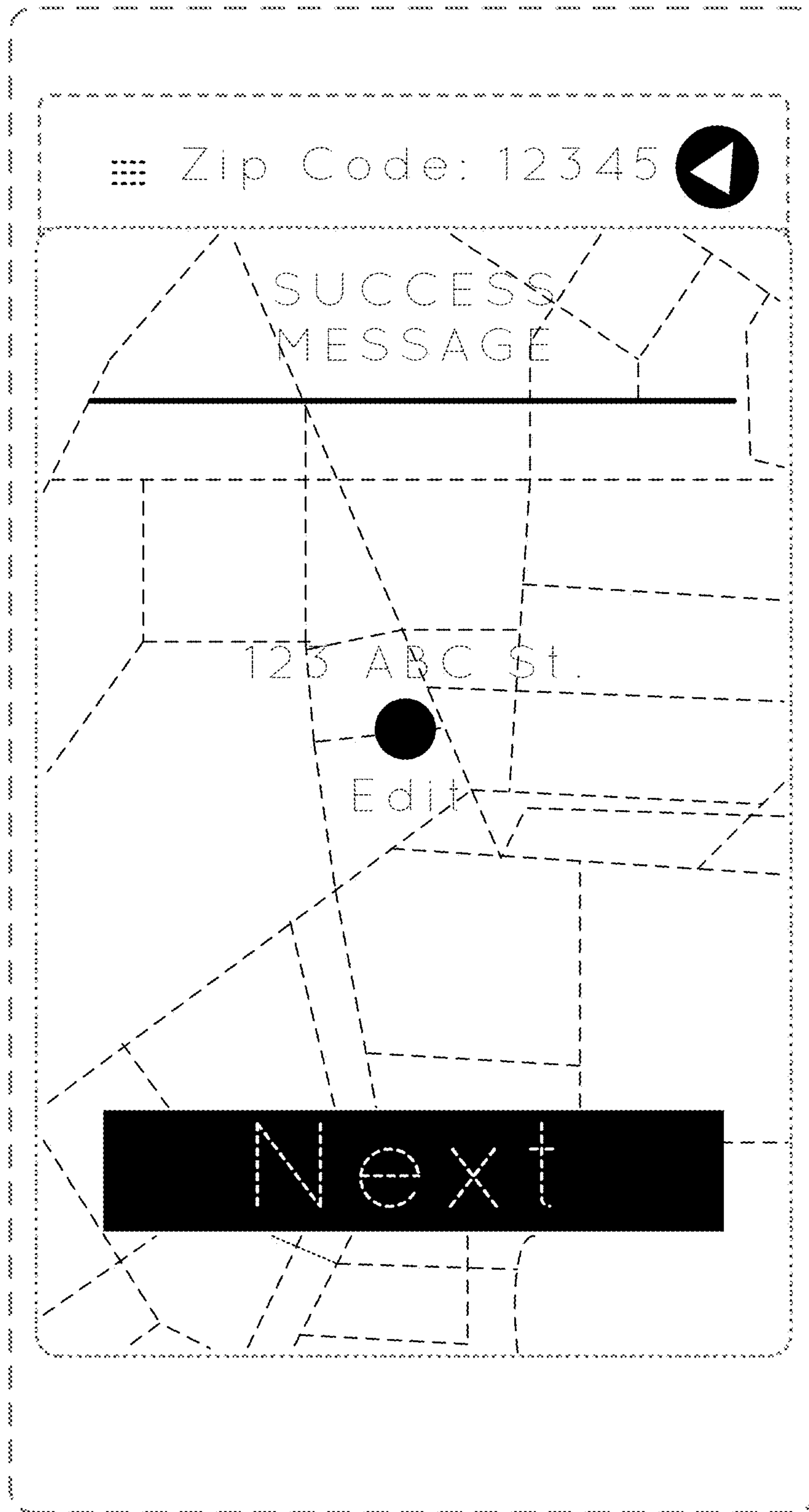
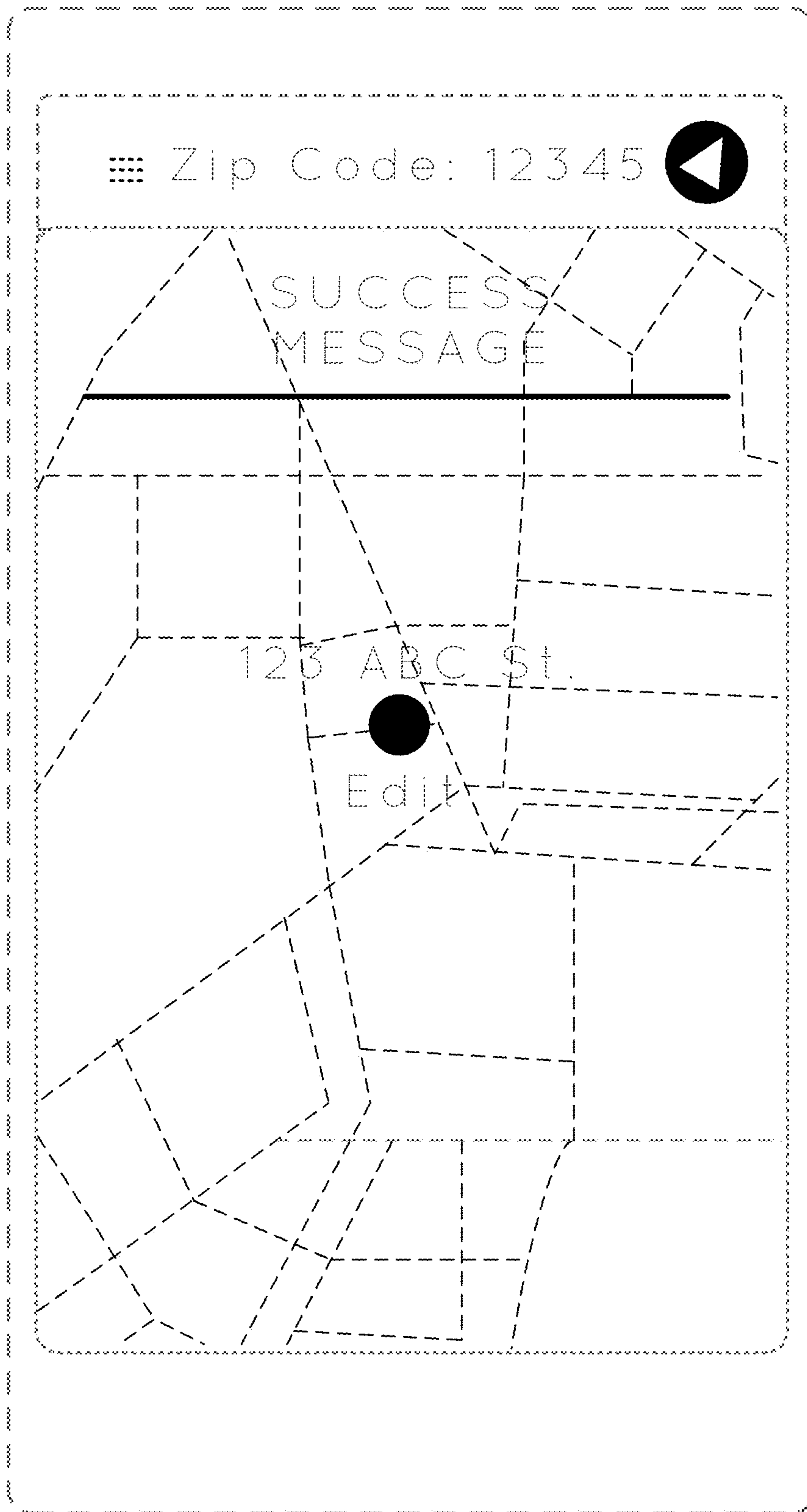


FIG. 3





**FIG. 4**

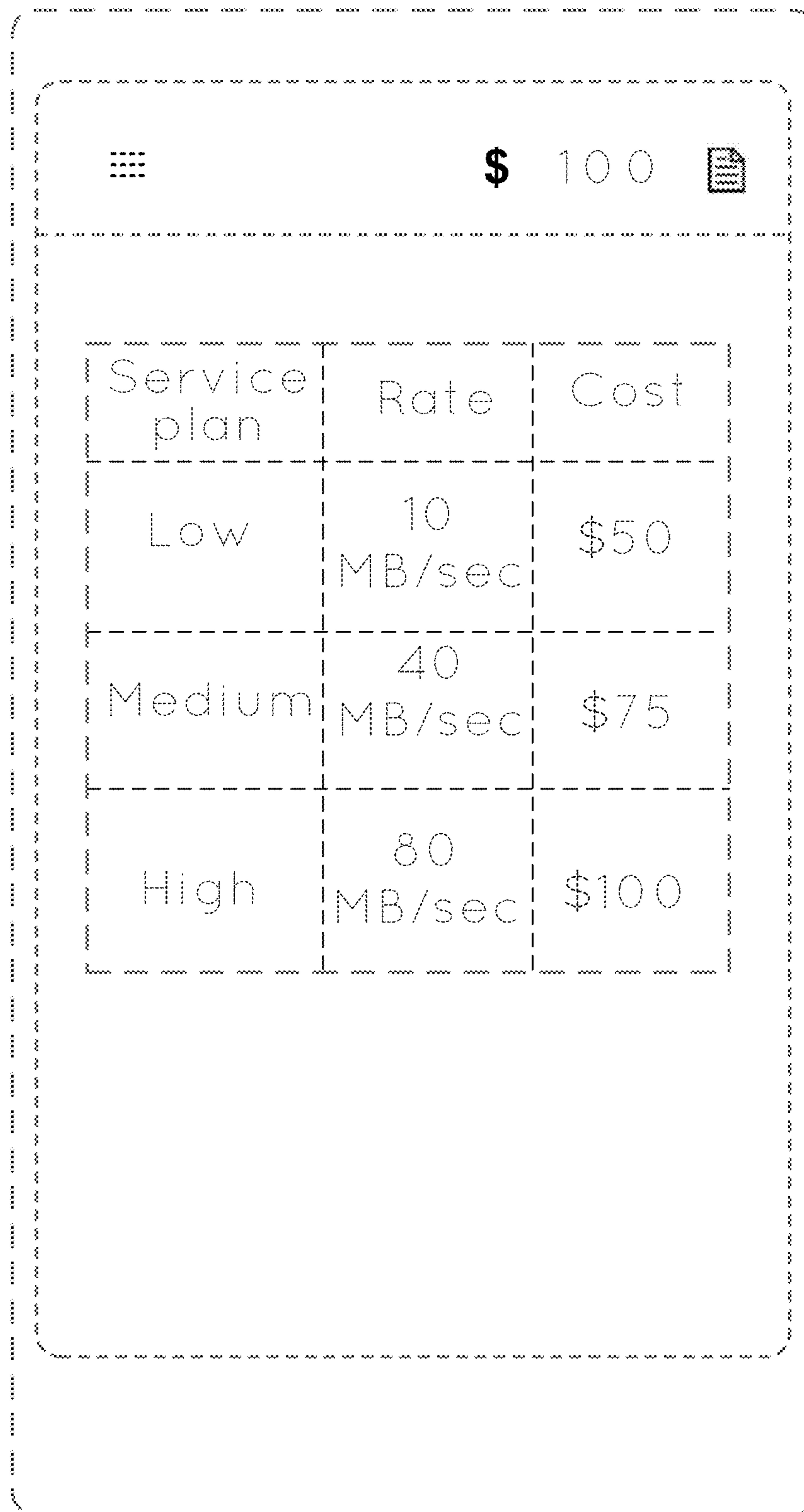
Service plan	Rate	Cost
Low	10 MB/sec	\$50
Medium	40 MB/sec	\$75
High	80 MB/sec	\$100

**FIG. 5**



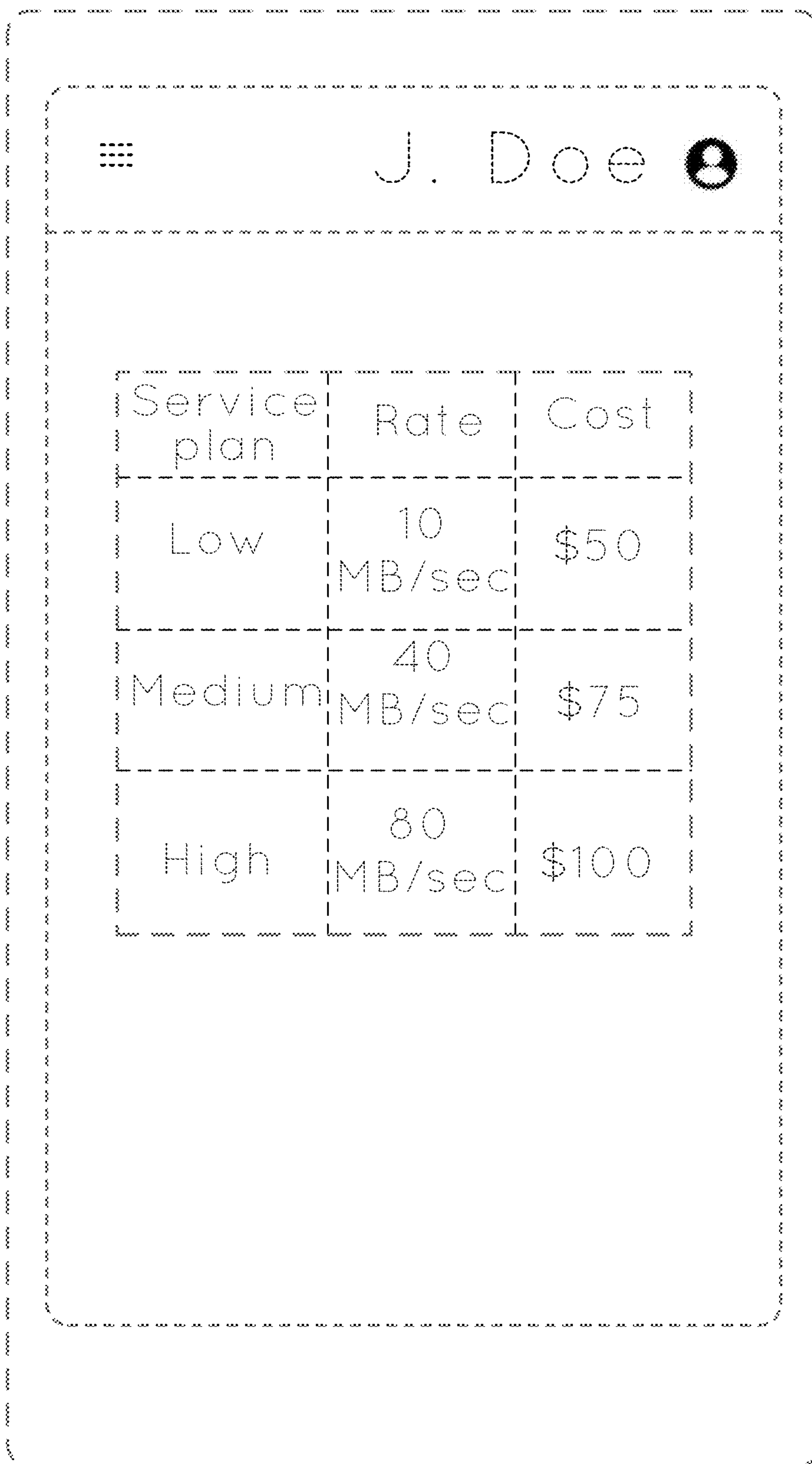
FIG. 6





Service plan	Rate	Cost
Low	10 MB/sec	\$50
Medium	40 MB/sec	\$75
High	80 MB/sec	\$100

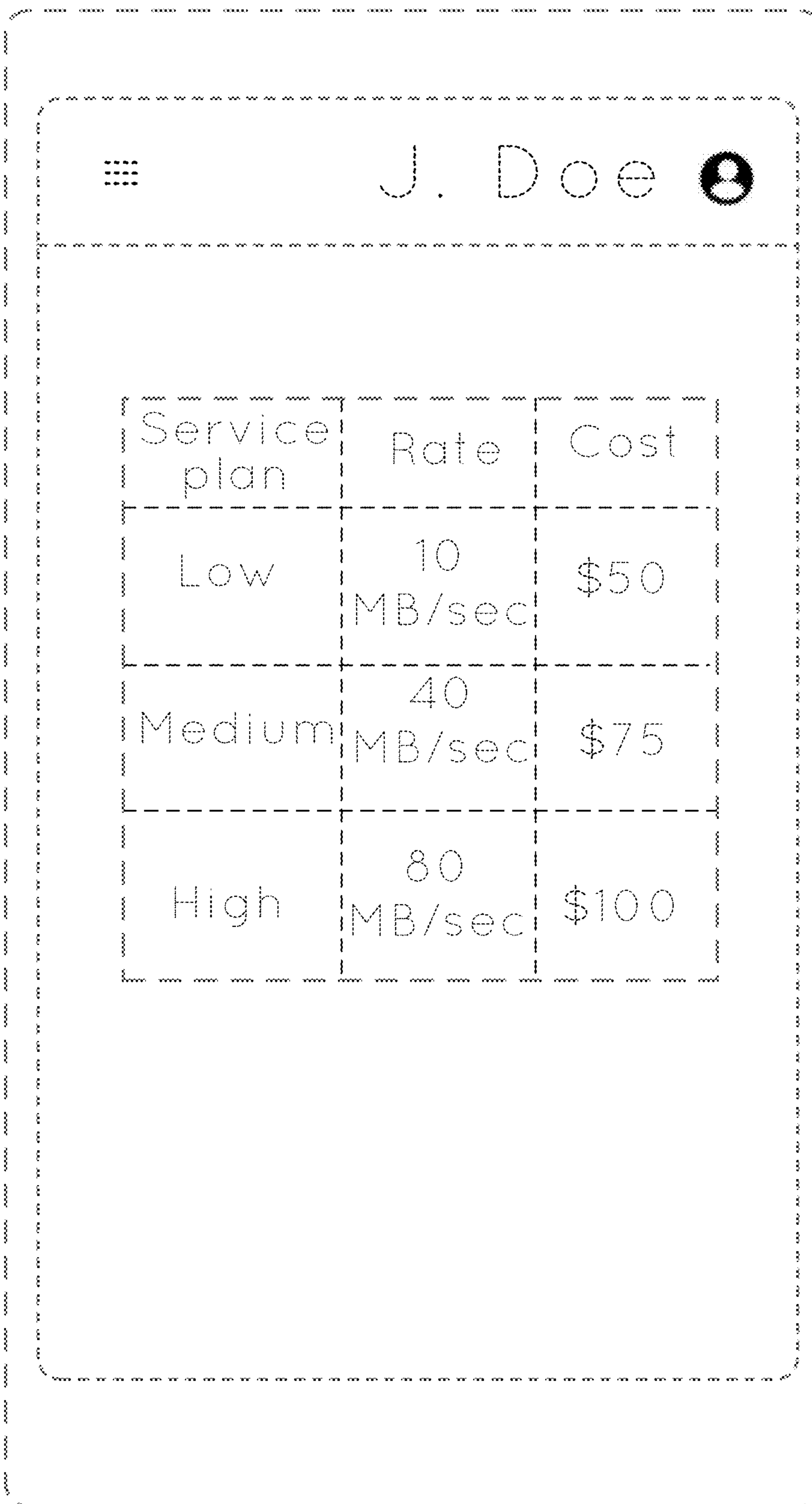
FIG. 7



**FIG. 8**



FIG. 9



**FIG. 10**