

US00D892130S

(12) **United States Design Patent** (10) **Patent No.:** **US D892,130 S**
Foxenland et al. (45) **Date of Patent:** **** Aug. 4, 2020**

(54) **DISPLAY SCREEN OR PORTION THEREOF WITH GRAPHICAL USER INTERFACE**

D833,454 S * 11/2018 Foxenland D14/485
D837,808 S * 1/2019 Foxenland D14/485
2010/0229130 A1* 9/2010 Edge G06F 3/04883
715/863
2016/0007965 A1 1/2016 Murphy

(71) Applicant: **AXIS AB**, Lund (SE)

* cited by examiner

(72) Inventors: **Eral Foxenland**, Malmo (SE);
Christian Lindborg, Vallakra (SE);
Thomas Teikari, Lund (SE); **Andreas
Johnsson**, Malmo (SE); **Mikael
Danowsky**, Malmo (SE)

Primary Examiner — Richelle G Shelton
(74) *Attorney, Agent, or Firm* — Oblon, McClelland,
Maier & Neustadt, L.L.P.

(73) Assignee: **AXIS AB**, Lund (SE)

(57) **CLAIM**

(**) Term: **15 Years**

The ornamental design for a display screen or portion thereof with graphical user interface, as shown and described.

(21) Appl. No.: **29/633,334**

DESCRIPTION

(22) Filed: **Jan. 12, 2018**

Related U.S. Application Data

(62) Division of application No. 29/566,290, filed on May 27, 2016.

The file contains drawings of FIGS. 2, 3 and 5, executed in color. Copies of this patent with color drawings will be provided by the Office upon request and payment of the necessary fee.

(51) **LOC (12) Cl.** **14-04**

(52) **U.S. Cl.**
USPC **D14/485**

FIG. 1 is a front view of a display screen or portion thereof with graphical user interface according to a first embodiment of our design;

(58) **Field of Classification Search**
USPC D14/485-488
CPC H04N 5/23216; G06F 3/0482; G06F
3/04817
See application file for complete search history.

FIG. 2 is a front view thereof according to a second embodiment, having select colored portions;
FIG. 3 is a front view thereof according to a third embodiment, having select colored portions;
FIG. 4 is a front view thereof according to a fourth embodiment; and,
FIG. 5 is a front view thereof according to a fifth embodiment, having select colored portions.


(56) **References Cited**

U.S. PATENT DOCUMENTS

D667,842 S * 9/2012 Ouilhet D14/489
D711,398 S 8/2014 Safa
D742,394 S * 11/2015 Bouchard D14/485
D749,610 S 2/2016 Lee
D782,515 S * 3/2017 Dzijind D14/486
D788,115 S * 5/2017 Hyman D14/485
D826,959 S * 8/2018 Foxenland D14/485

The dashed broken lines in the drawings represent the display screen or portion thereof and elements of the graphical user interface that form no part of the claimed design. The dash-dot broken lines represent a boundary to the claimed design and form no part of the claimed design.

1 Claim, 5 Drawing Sheets
(3 of 5 Drawing Sheet(s) Filed in Color)






FIG. 1




FIG. 2

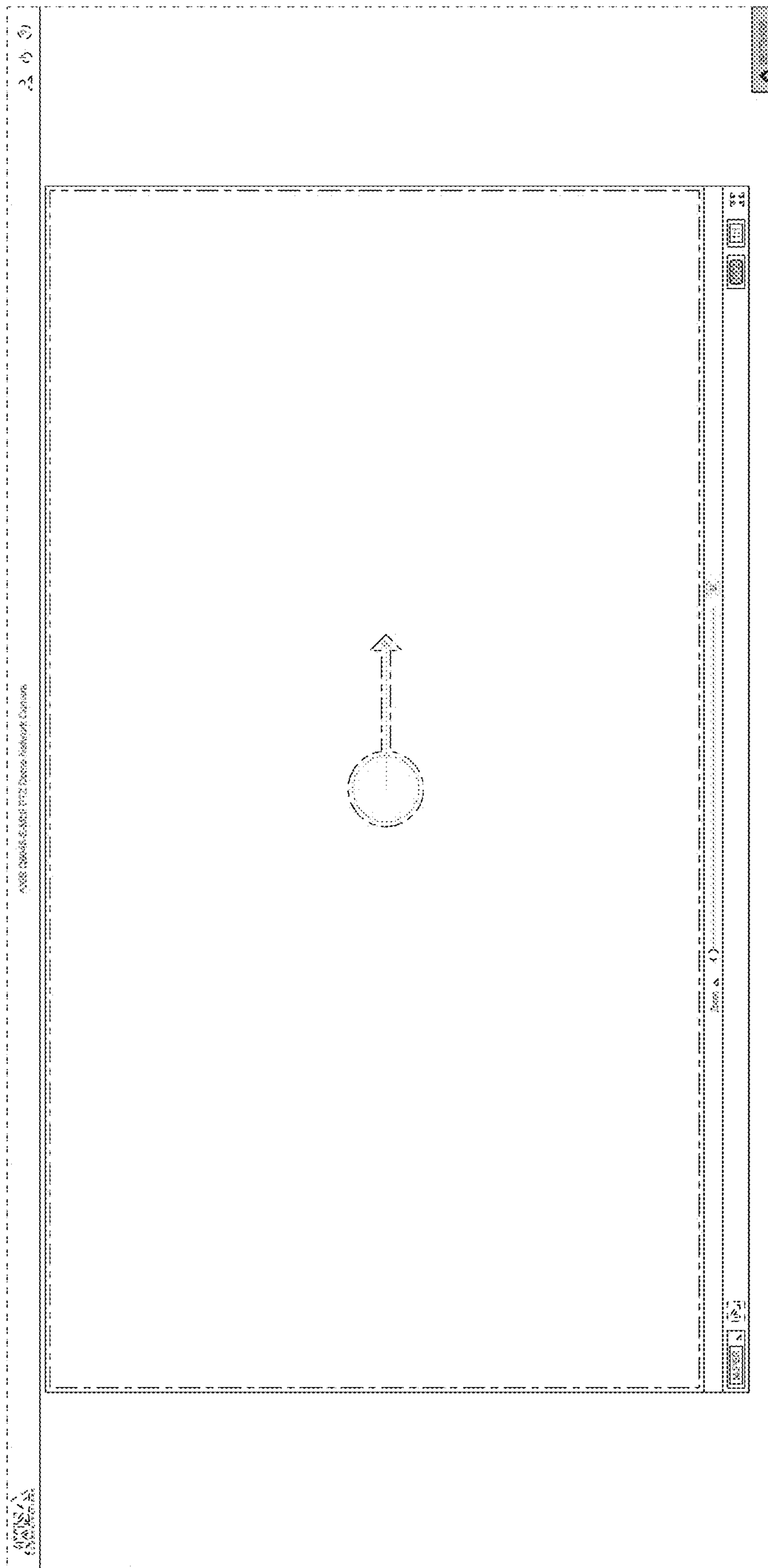


FIG. 3

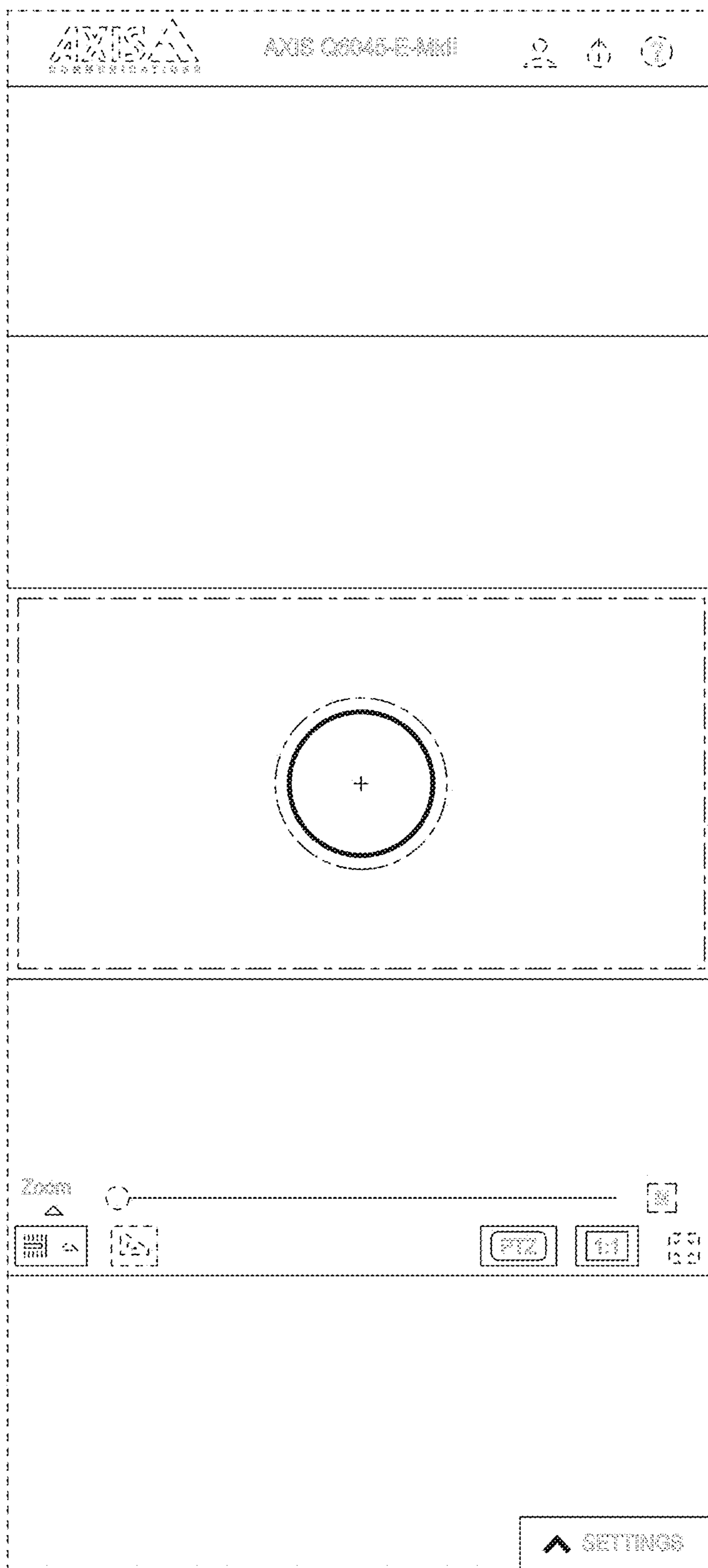


FIG. 4

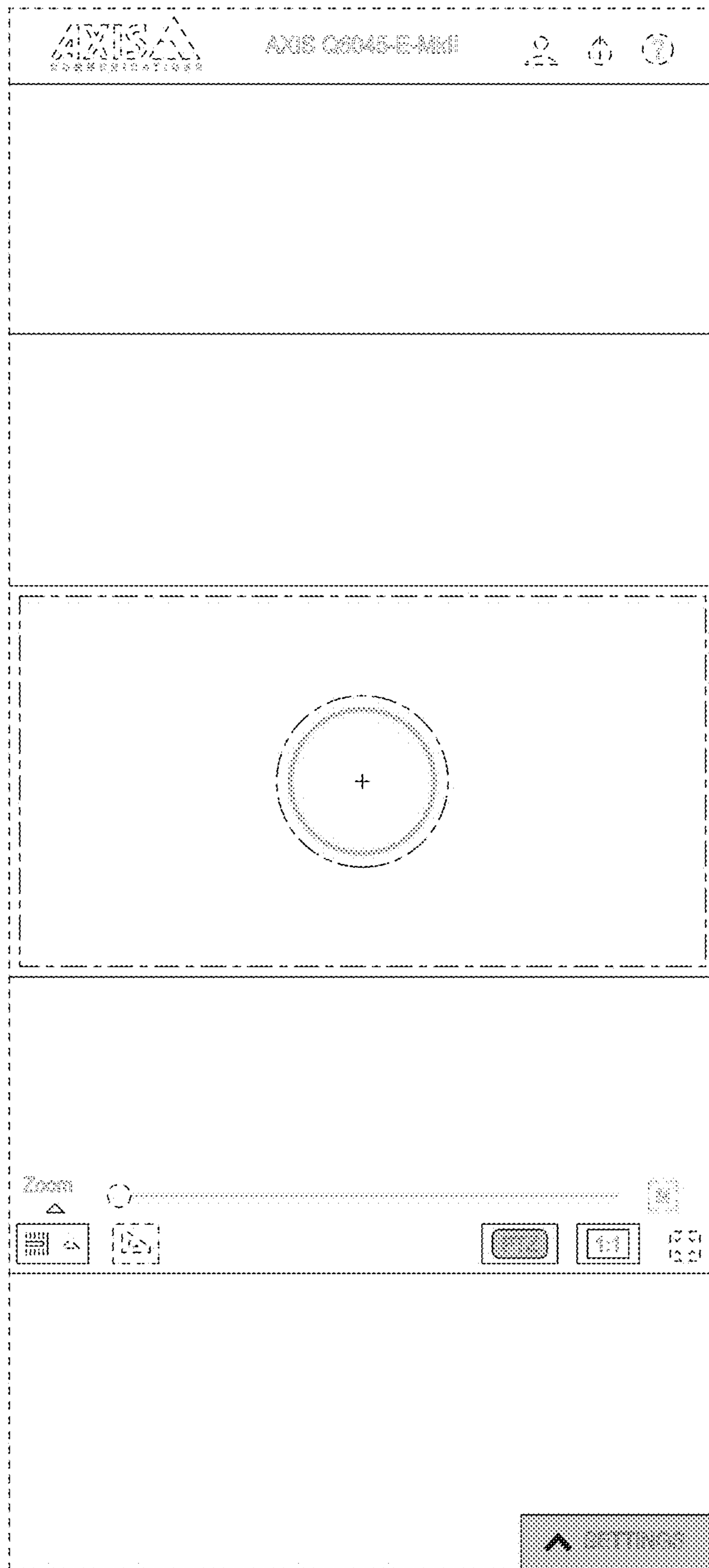


FIG. 5