

US00D892093S

(12) **United States Design Patent** (10) **Patent No.:** **US D892,093 S**
He (45) **Date of Patent:** **** Aug. 4, 2020**

- (54) **ANTENNA**
- (71) Applicant: **Airgain Incorporated**, San Diego, CA (US)
- (72) Inventor: **Ziming He**, Irvine, CA (US)
- (73) Assignee: **Airgain Incorporated**, San Diego, CA (US)
- (**) Term: **15 Years**
- (21) Appl. No.: **29/702,682**
- (22) Filed: **Aug. 21, 2019**

D797,708 S *	9/2017	Yang	D14/230
D801,955 S *	11/2017	He	D14/230
D801,956 S *	11/2017	He	D14/230
D802,568 S *	11/2017	Manivannan	D14/230
D803,194 S *	11/2017	Yang	D14/230
D803,199 S *	11/2017	Manivannan	D14/230
D823,837 S *	7/2018	Zhang	D14/230
D824,373 S *	7/2018	He	D14/230
D849,725 S *	5/2019	He	D14/230
D860,978 S *	9/2019	He	D14/230
D869,451 S *	12/2019	He	D14/230
2008/0143630 A1 *	6/2008	Kato	G06K 19/07749 343/795

* cited by examiner

Primary Examiner — Khawaja Anwar
Assistant Examiner — Mojtaba Tehrani
(74) *Attorney, Agent, or Firm* — Clause Eight IPS;
Michael Catania

- Related U.S. Application Data**
- (62) Division of application No. 29/655,610, filed on Jul. 5, 2018, now Pat. No. Des. 860,978, which is a division of application No. 29/624,885, filed on Nov. 5, 2017, now Pat. No. Des. 822,649, which is a division of application No. 29/557,305, filed on Mar. 8, 2016, now Pat. No. Des. 801,956.
- (51) **LOC (12) Cl.** **14-03**
- (52) **U.S. Cl.**
USPC **D14/230**
- (58) **Field of Classification Search**
USPC D14/230, 234, 236, 299, 358; D13/182
CPC H01Q 1/088; H01Q 3/10; H01Q 21/00;
H04B 7/0608; A61B 2018/1892
See application file for complete search history.

(57) **CLAIM**

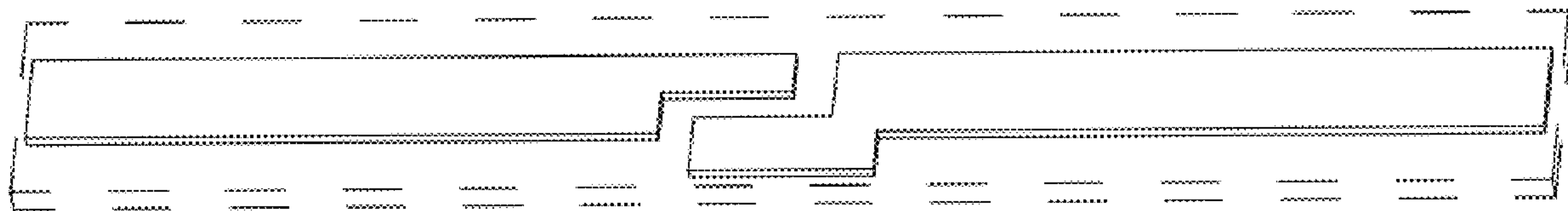
The ornamental design for an antenna, as shown and described.

DESCRIPTION

FIG. 1 is a top plan view of an antenna, showing my new design;
FIG. 2 is a front elevation view thereof;
FIG. 3 is a bottom plan view thereof;
FIG. 4 is a side elevation view thereof;
FIG. 5 is a top perspective view thereof;
FIG. 6 is a top plan view thereof, with unclaimed environment not shown; and,
FIG. 7 is a front elevation view thereof, with unclaimed environment not shown.
The broken line in the figure drawings represents unclaimed environment only and forms no part of the claimed design.

- (56) **References Cited**
U.S. PATENT DOCUMENTS
D686,600 S * 7/2013 Yang D14/230
D735,173 S * 7/2015 Gosalia D14/230
D793,998 S * 8/2017 He D14/230
D795,228 S * 8/2017 He D14/230

1 Claim, 1 Drawing Sheet



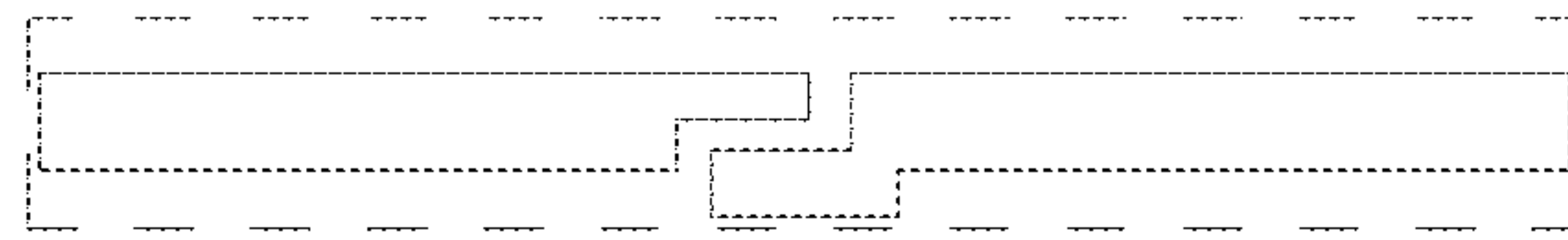


FIG. 1




FIG. 2



FIG. 3




FIG. 4

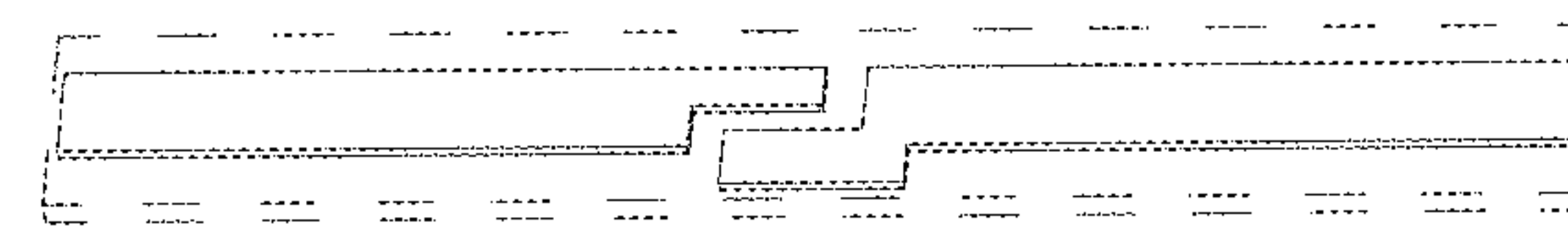


FIG. 5

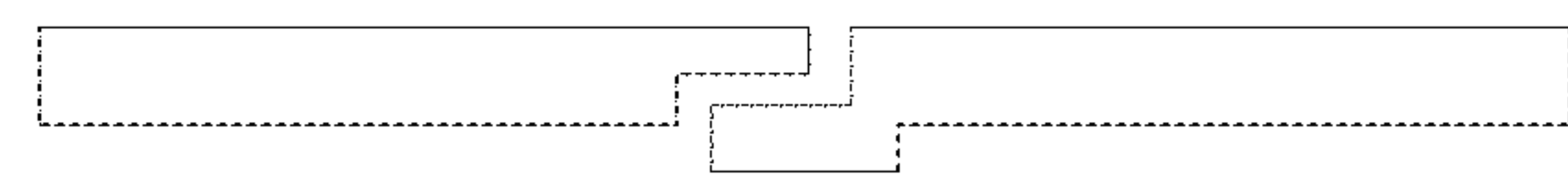


FIG. 6




FIG. 7