

US00D892050S

(12) **United States Design Patent**
Hoshida et al.

(10) **Patent No.: US D892,050 S**

(45) **Date of Patent: ** Aug. 4, 2020**

(54) **AUTOMOBILE ELECTRIC MOTOR COVER**

OTHER PUBLICATIONS

(71) Applicant: **DENSO CORPORATION**, Kariya,
Aichi-pref. (JP)

Denso Design, Elexcore, (Sep. 25, 2018) Youtube URL:<https://www.youtube.com/watch?time_continue=2&v=izmAEbAOfNY&feature=emb_logo> (Year: 2018).*

(Continued)

(72) Inventors: **Hiroki Hoshida**, Kariya (JP); **Yuji Kawahara**, Kariya (JP)

Primary Examiner — Sheryl Lane

Assistant Examiner — Mark T Philipps

(73) Assignee: **DENSO CORPORATION**, Kariya-shi
(JP)

(74) *Attorney, Agent, or Firm* — Oliff PLC

(**) Term: **15 Years**

(57) **CLAIM**

The ornamental design for an automobile electric motor cover, as shown and described.

(21) Appl. No.: **29/682,242**

DESCRIPTION

(22) Filed: **Mar. 4, 2019**

FIG. 1 is a front elevational view of the automobile electric motor cover;

(30) **Foreign Application Priority Data**

Oct. 22, 2018 (JP) 2018-023145

FIG. 2 is a rear elevational view thereof;

(51) **LOC (12) Cl.** **13-02**

FIG. 3 is a top plan view thereof;

(52) **U.S. Cl.**

USPC **D13/122; D15/5**

FIG. 4 is a bottom plan view thereof;

(58) **Field of Classification Search**

USPC D13/107, 110, 112, 118, 122, 126, 156,
D13/162; D14/440-446; D15/1-7;
D12/126, 176

FIG. 5 is a left-side elevational view thereof;

FIG. 6 is a right-side elevational view thereof;

FIG. 7 is a front elevational view thereof;

FIG. 8 is a front, right-side, top perspective view thereof;

FIG. 9 is a front, right-side, top perspective view thereof;

FIG. 10 is a front, left-side, top perspective view thereof;

FIG. 11 is a cross-sectional view thereof taken along line 11-11 in FIG. 1;

FIG. 12 is a cross-sectional view thereof taken along line 12-12 in FIG. 1;

FIG. 13 is an enlarged view of area 13 in FIG. 7;

FIG. 14 is an enlarged view of area 14 in FIG. 7;

FIG. 15 is an enlarged view of area 15 in FIG. 11;

FIG. 16 is an enlarged view of area 16 in FIG. 11;

FIG. 17 is an enlarged view of area 17 in FIG. 12;

FIG. 18 is an enlarged view of area 18 in FIG. 12;

FIG. 19 is an enlarged view of area 19 in FIG. 9;

FIG. 20 is an enlarged view of area 20 in FIG. 9;

FIG. 21 is an enlarged view of area 21 in FIG. 10; and,

FIG. 22 is an enlarged view of area 22 in FIG. 10.

The broken lines depict either (i) portions of the motor cover that form no part of the claimed design, (ii) cross-sectional indication lines that form no part of the claimed design, or (iii) boundaries of enlargement areas that form no part of the

(Continued)

(56) **References Cited**

U.S. PATENT DOCUMENTS

2,113,431 A * 4/1938 Milliken A45D 40/00
162/114

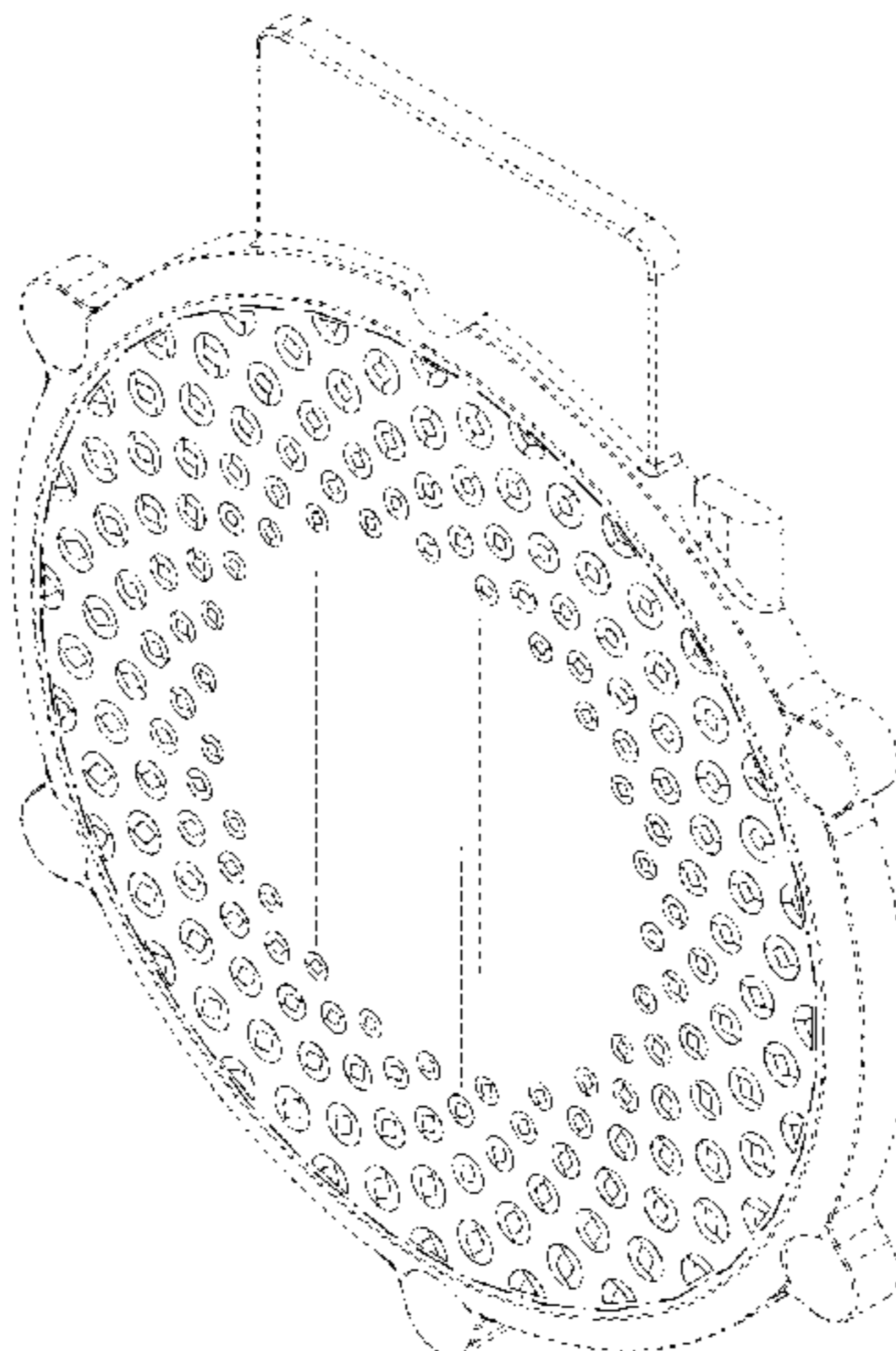
2,810,071 A * 10/1957 Race H03F 5/00
455/253.2

(Continued)

FOREIGN PATENT DOCUMENTS

JP 1628409 S 4/2019

(Continued)



claimed design. The dot-dash-chain lines depict boundaries of the claimed subject matter and form no part of the claimed design.

1 Claim, 17 Drawing Sheets

(58) Field of Classification Search

CPC H05K 5/00–06; H05K 7/20; G05D
2201/0213; Y02T 10/7044; Y02T
10/7077; H02M 1/00; H02J 7/00
See application file for complete search history.

(56) References Cited

U.S. PATENT DOCUMENTS

3,208,732	A *	9/1965	Ranson	A47J 43/24 366/165.2
4,482,077	A *	11/1984	Henderson	A47J 36/06 126/299 C
D313,319	S *	1/1991	Legare	D5/53
D314,673	S *	2/1991	Legare	D5/53
5,130,891	A *	7/1992	Christie	B60R 11/02 330/65
D348,247	S *	6/1994	Cooper	D13/110
D389,019	S *	1/1998	Molo	D7/678
D419,156	S *	1/2000	Yamazaki	D14/188
D424,523	S *	5/2000	Hughes	D13/147
D446,477	S *	8/2001	Netz	D12/126
D453,140	S *	1/2002	Buzzard	D13/112
D483,473	S *	12/2003	Shapiro	D23/412
D496,049	S *	9/2004	Heinz	D14/444
D500,502	S *	1/2005	Davis	D14/441
D500,752	S *	1/2005	Uehara	D14/188
D511,777	S *	11/2005	Schmidt	D14/441
D516,567	S *	3/2006	Su	D14/441
D549,687	S *	8/2007	Ichikawa	D14/188
D562,765	S *	2/2008	Tsuzuki	D13/110
D584,193	S *	1/2009	Massicotte	D12/126
D596,184	S *	7/2009	Sempliner	D13/184
D597,652	S *	8/2009	Tang	D13/179

D610,125	S *	2/2010	Ichikawa	D14/188
D615,557	S *	5/2010	Mayer	D15/5
D643,427	S *	8/2011	McGoldrick	D14/356
D648,351	S *	11/2011	Michimura	D15/5
D654,076	S *	2/2012	Wong	D14/371
D656,120	S *	3/2012	Sasaki	D14/188
D673,161	S *	12/2012	Kuehn	D14/441
D675,964	S *	2/2013	Mirabal	D12/126
D679,534	S *	4/2013	Stoddard	D6/592
D683,702	S *	6/2013	Kaneshige	D13/147
D717,021	S *	11/2014	Dahlquist	D2/869
8,898,979	B2 *	12/2014	Besterman	H05K 7/1455 312/223.2
D747,683	S *	1/2016	Krivosnak	D13/110
D766,821	S *	9/2016	Chan	D13/107
D811,440	S *	2/2018	Tomlinson	D15/5
D813,836	S *	3/2018	Suzuki	D14/188
D821,306	S *	6/2018	Liu	D13/107
D843,562	S *	3/2019	Eitzman	D24/110.6
D853,962	S *	7/2019	Kanarellis	D13/110
D861,040	S *	9/2019	Raskin	D15/5
10,399,748	B2 *	9/2019	Reinhart	B65D 43/0214
D873,402	S *	1/2020	Brandenburg	D23/366
2015/0195938	A1 *	7/2015	Witter	G06F 1/1656 206/521
2016/0200270	A1 *	7/2016	Tanahashi	B60L 50/51 318/503
2016/0227656	A1 *	8/2016	Kang	C25D 13/06
2019/0252971	A1 *	8/2019	Kim	H02M 1/32
2019/0307002	A1 *	10/2019	Tessier	H04N 5/64
2020/0006172	A1 *	1/2020	Otsubo	H05K 7/20

OTHER PUBLICATIONS

Kei Niwa @ Days, Denso unveils new brand “Elexcore”, (Oct. 2, 2018), Response URL:<https://response.jp/article/2018/10/02/314583.html?utm_source=twitter&utm_medium=social> (Year: 2018).*

Troyka, Circle Geometric Pattern-Decorative Design Element, (uploaded Feb. 18, 2020), Available on CanStockPhoto.com URL:<<https://www.canstockphoto.com/circle-geometric-pattern-decorative-78246833.html>> (Year: 2020).*

* cited by examiner

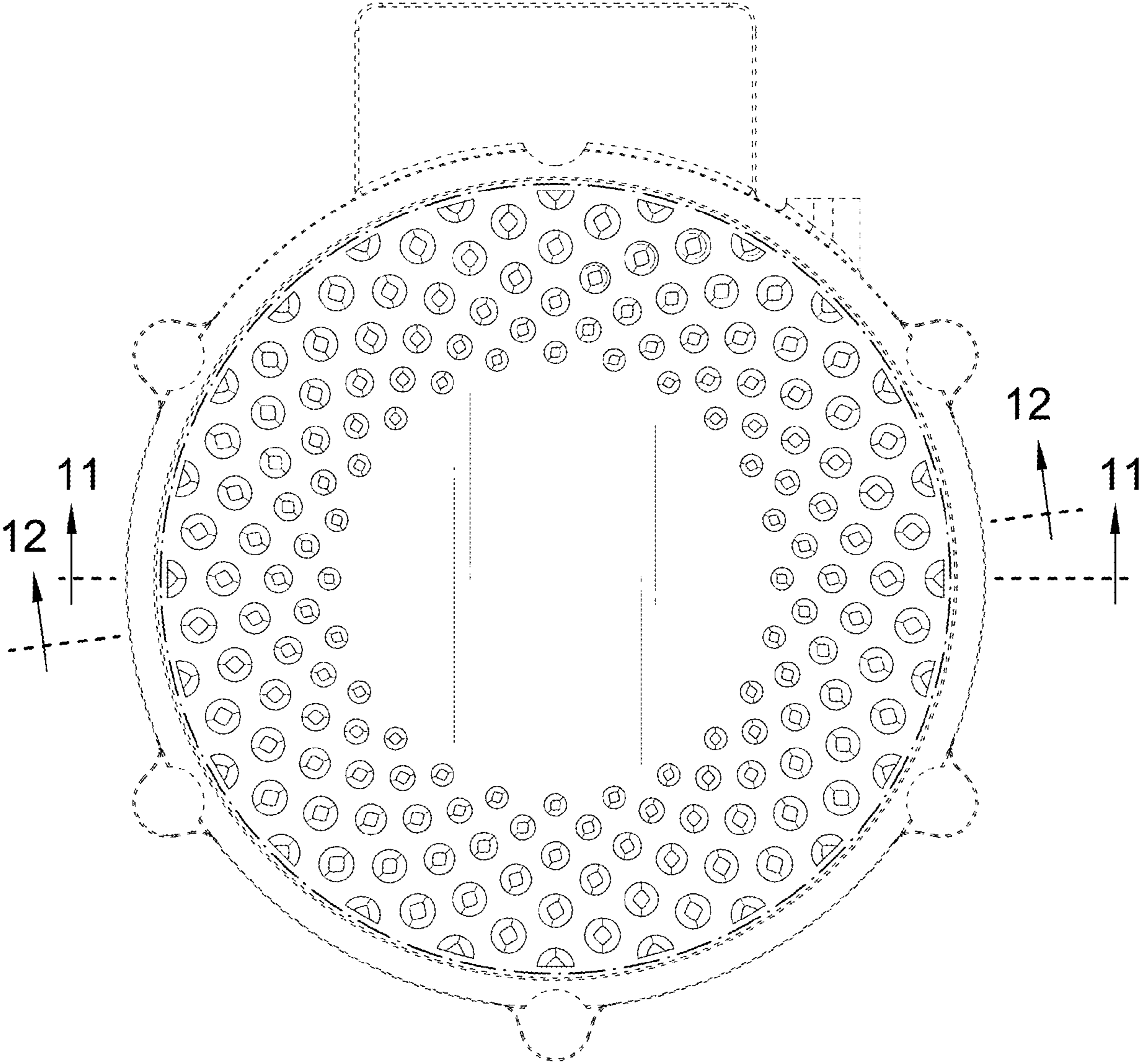


FIG. 1




FIG. 2

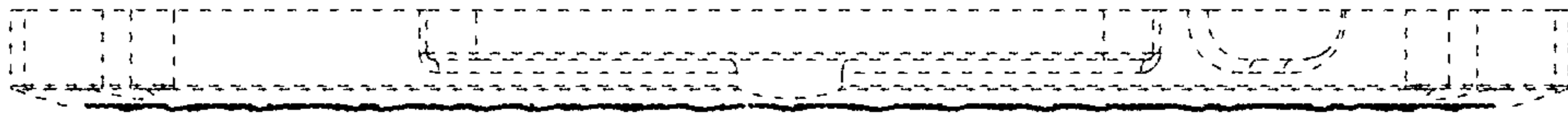


FIG. 3




FIG. 4




FIG. 5




FIG. 6

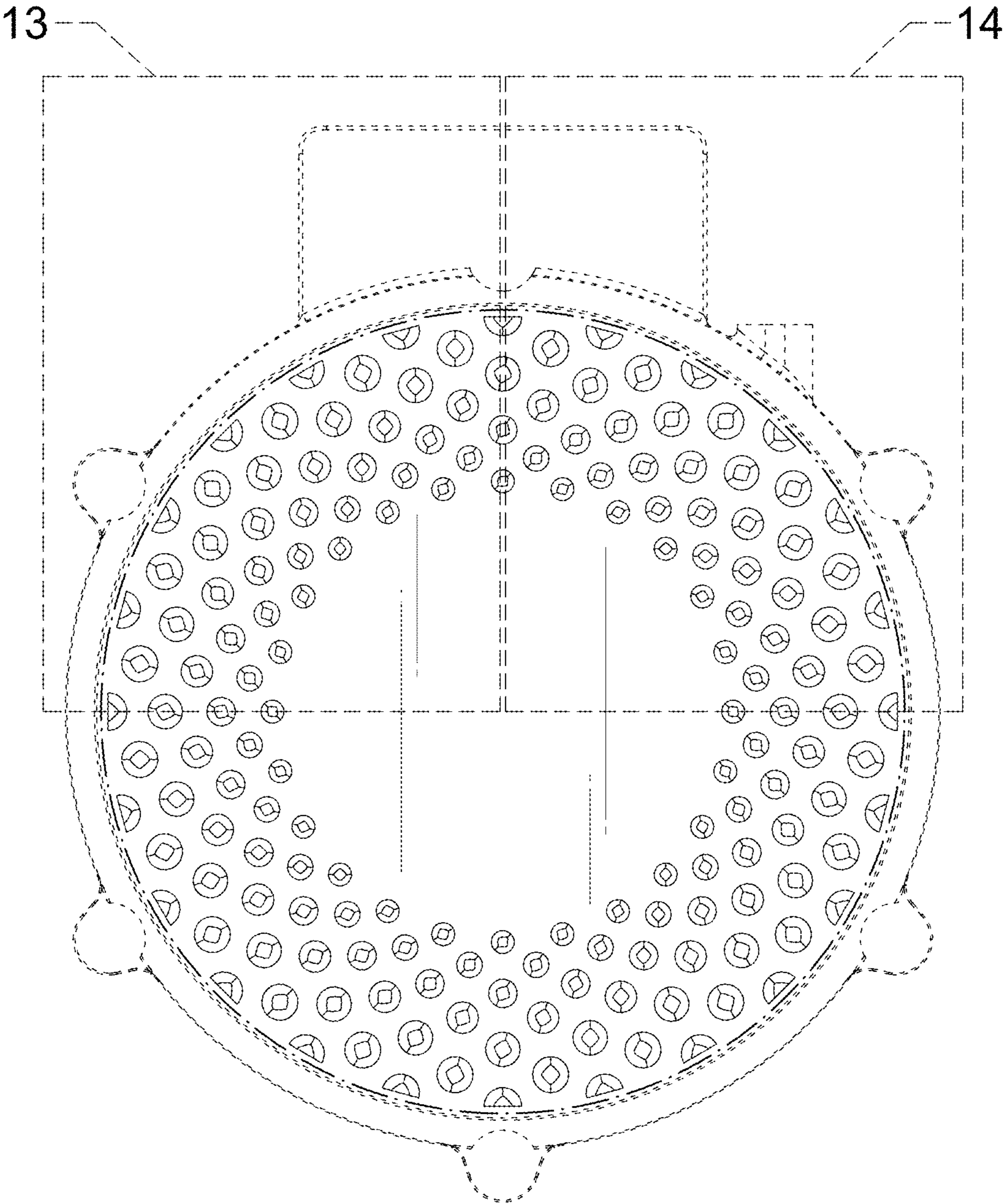


FIG. 7

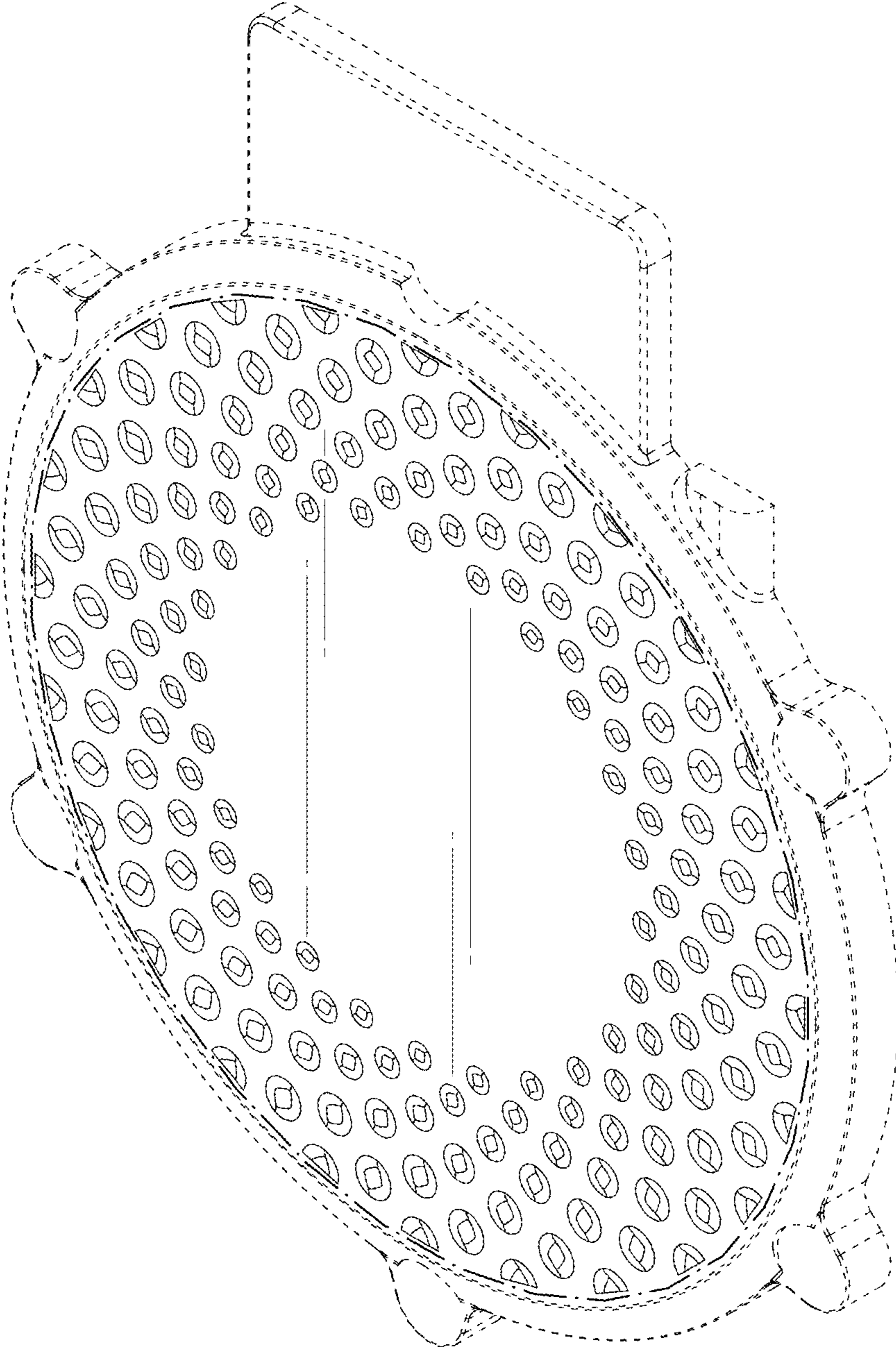


FIG. 8

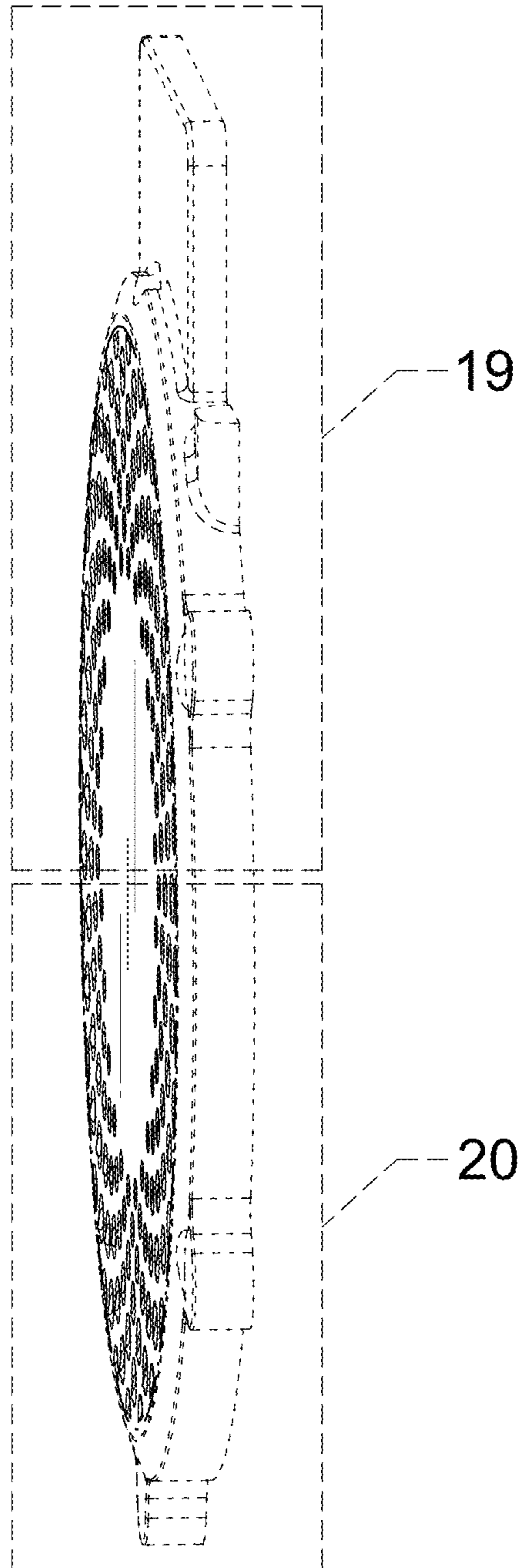


FIG. 9

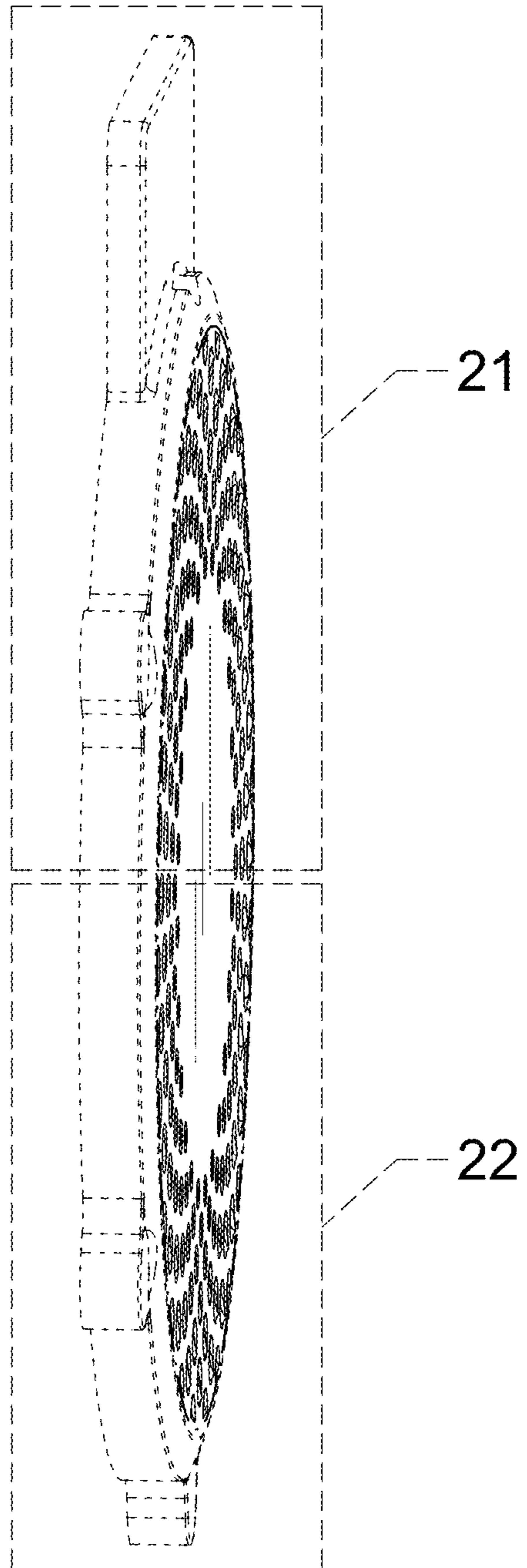


FIG. 10




FIG. 11




FIG. 12

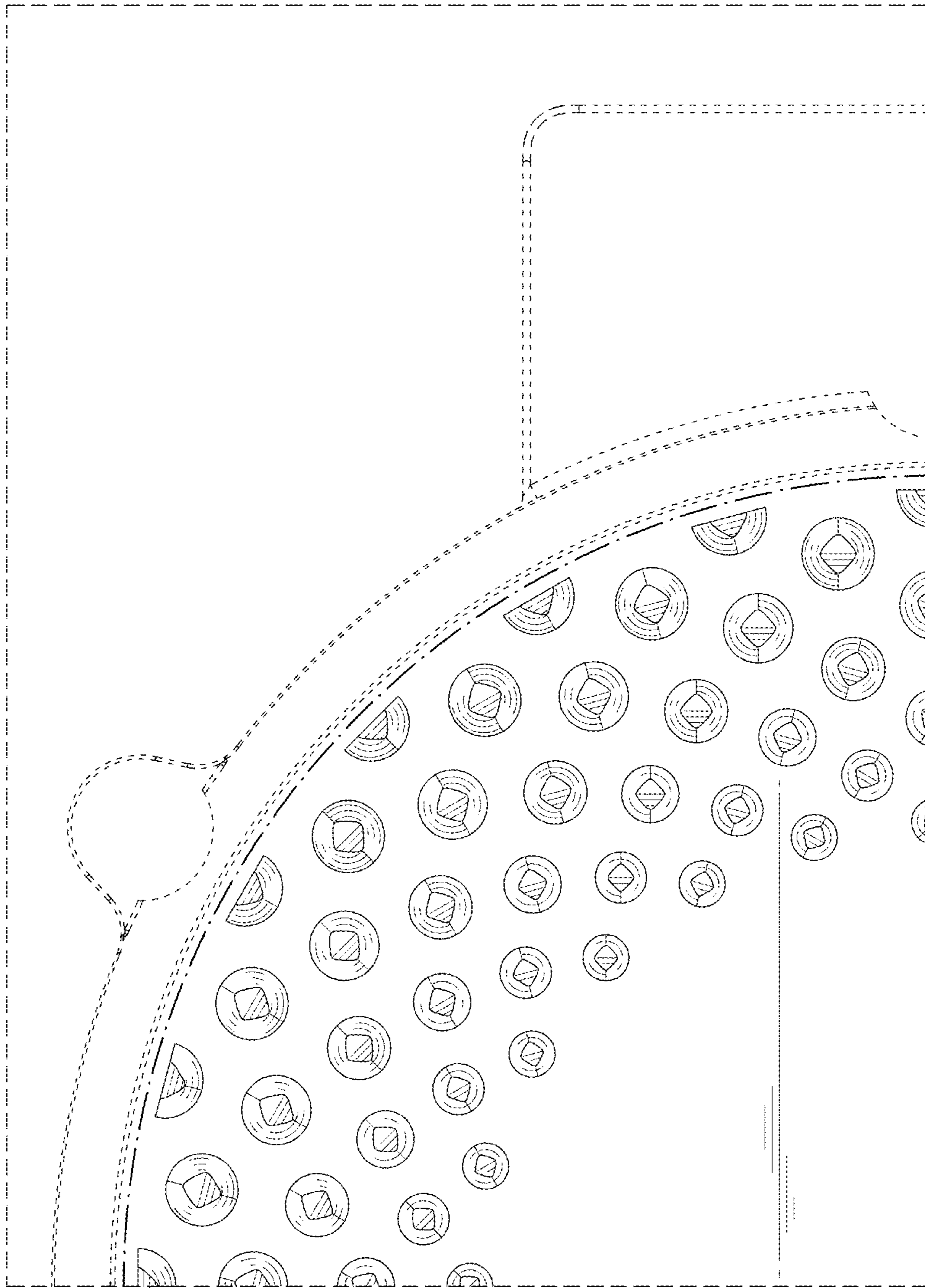


FIG. 13

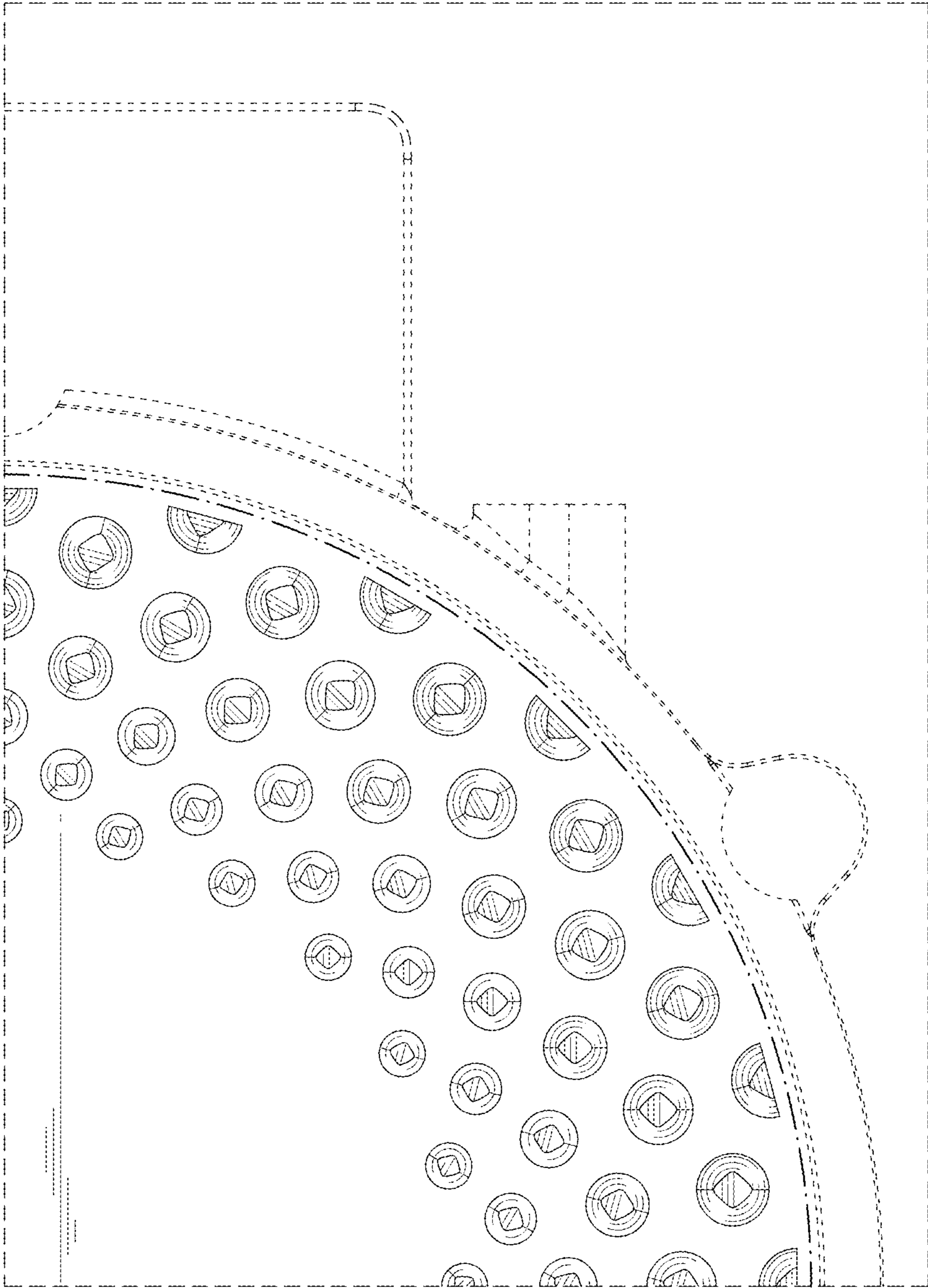


FIG. 14




FIG. 15




FIG. 16




FIG. 17




FIG. 18

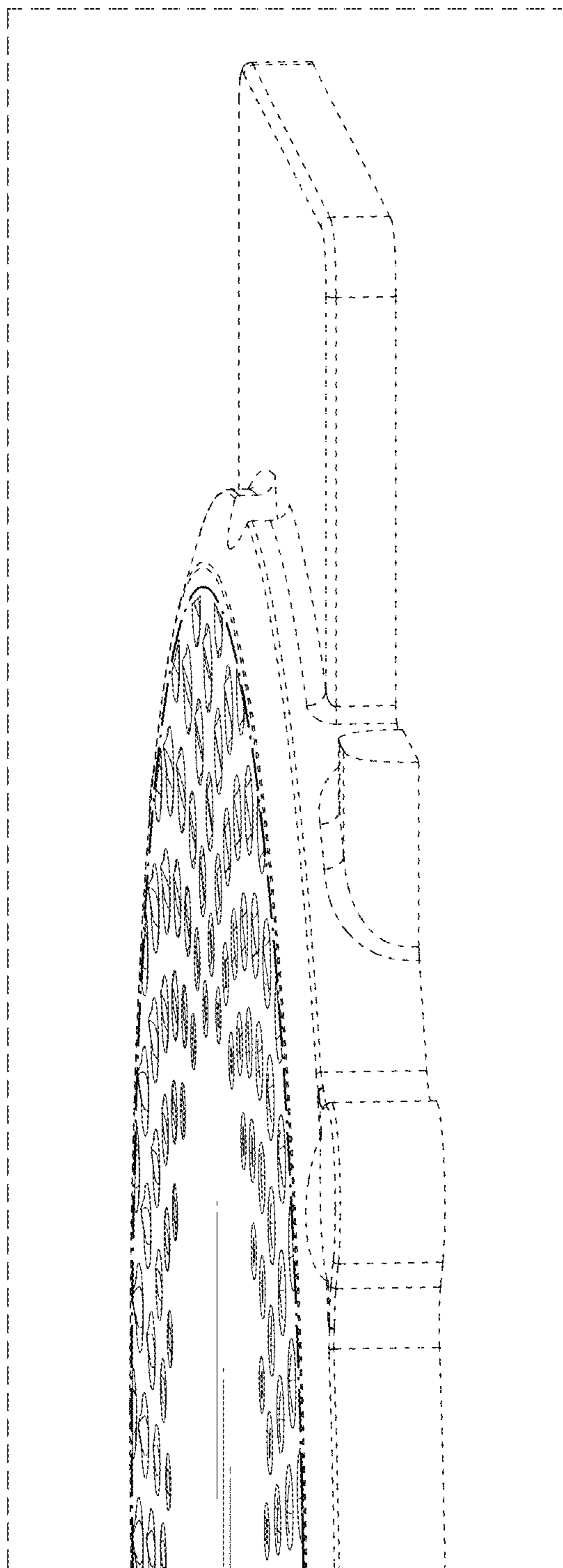


FIG. 19

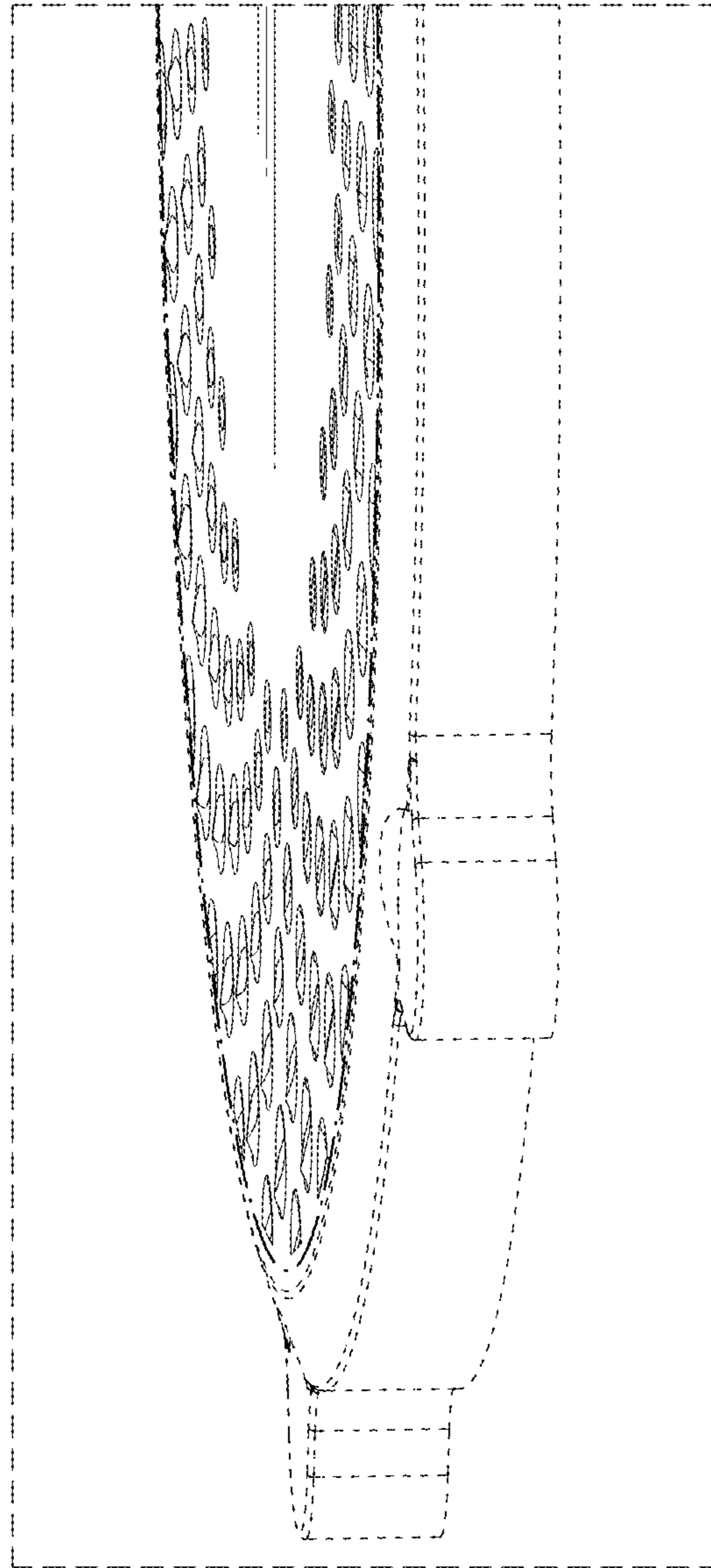


FIG. 20

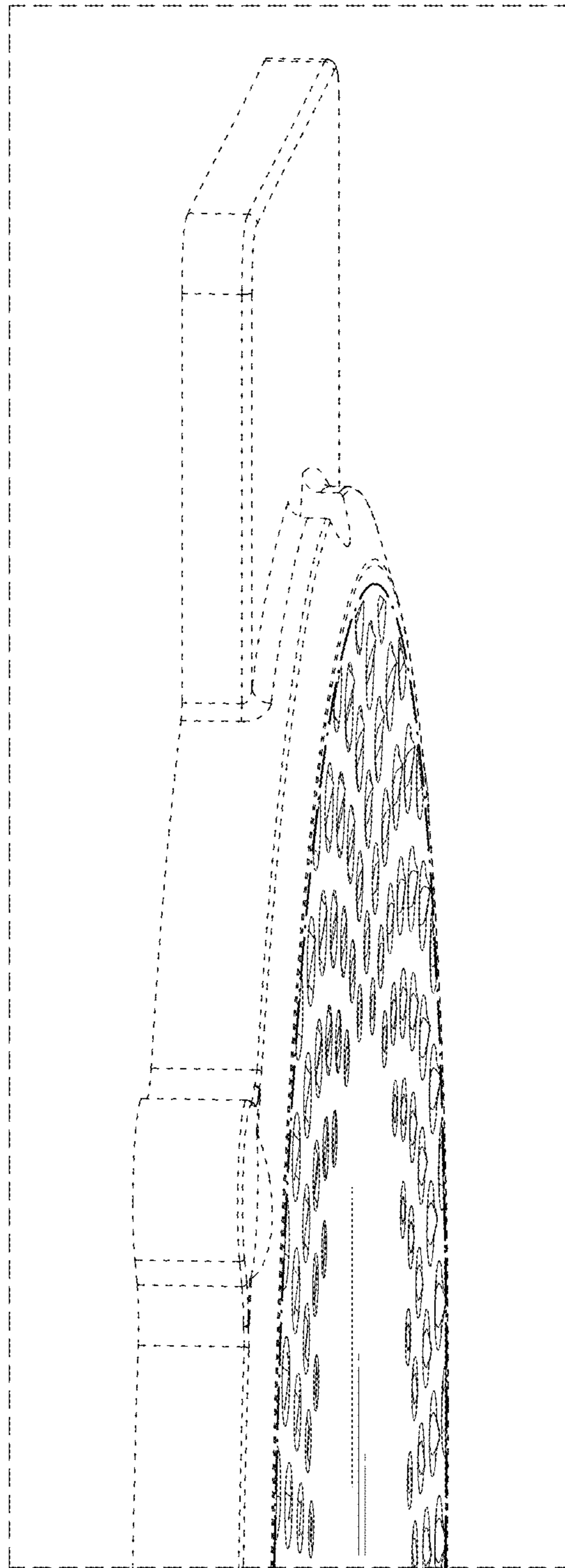


FIG. 21

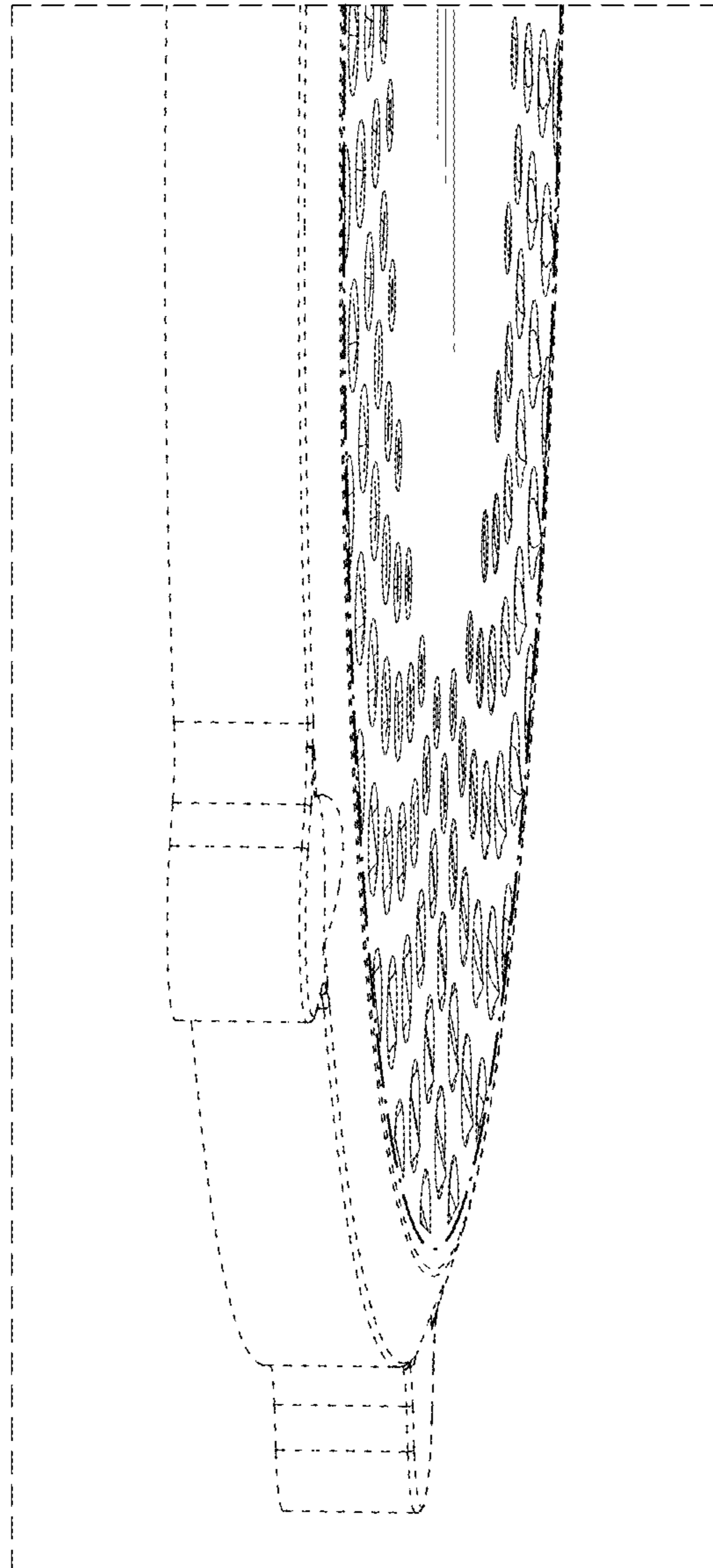


FIG. 22