



US00D892036S

(12) **United States Design Patent**
Wang et al.

(10) **Patent No.:** **US D892,036 S**

(45) **Date of Patent:** **** Aug. 4, 2020**

(54) **TIRE**

(71) Applicant: **Shandong Linglong Tyre Co., Ltd.,**
Zhaoyuan (CN)

(72) Inventors: **Feng Wang, Zhaoyuan (CN); Jian**
Zhao, Zhaoyuan (CN); Lei Teng,
Zhaoyuan (CN); **Wen Shao, Zhaoyuan**
(CN)

(**) Term: **15 Years**

(21) Appl. No.: **29/661,374**

(22) Filed: **Aug. 27, 2018**

(51) **LOC (12) Cl.** **12-15**

(52) **U.S. Cl.**
USPC **D12/601**

(58) **Field of Classification Search**
USPC D12/579, 586, 587, 588, 589, 590, 594,
D12/595, 600, 601
CPC B60C 11/0306; B60C 11/04; B60C 11/11
See application file for complete search history.

(56) **References Cited**

U.S. PATENT DOCUMENTS

D350,094 S * 8/1994 Anderson D12/601
D639,235 S * 6/2011 Reim D12/600
D645,811 S * 9/2011 Gaylo D12/601

D673,899 S * 1/2013 Uphouse D12/600
D674,743 S * 1/2013 Uphouse D12/600
D740,215 S * 10/2015 Wang D12/588
D756,295 S * 5/2016 Pingnat D12/588
D761,194 S * 7/2016 Dixon D12/600
D792,839 S * 7/2017 Maxwell D12/595
D812,550 S * 3/2018 Digman D12/588
D813,148 S * 3/2018 Umstot D12/588
D813,149 S * 3/2018 Dixon D12/588
D813,798 S * 3/2018 Wang D12/588
D816,019 S * 4/2018 Schimmoeller D12/600
D817,858 S * 5/2018 Poling D12/590
D843,314 S * 3/2019 Xiang D12/595
D849,672 S * 5/2019 Wang D12/588
D849,673 S * 5/2019 Wang D12/588
D851,025 S * 6/2019 Wang D12/601
D862,375 S * 10/2019 Zhao D12/590

* cited by examiner

Primary Examiner — Robert M. Spear
(74) *Attorney, Agent, or Firm* — W&K IP

(57) **CLAIM**

The ornamental design for a tire, as shown and described.

DESCRIPTION

FIG. 1 is a perspective view of a tire;
FIG. 2 is a front view thereof;
FIG. 3 is a left side view thereof; and,
FIG. 4 is a detailed view thereof.

1 Claim, 4 Drawing Sheets






FIG.1




FIG.2




FIG.3




FIG.4