



US00D892025S

(12) **United States Design Patent** (10) **Patent No.:** **US D892,025 S**  
**Jones et al.** (45) **Date of Patent:** **\*\* Aug. 4, 2020**

(54) **FILTER BRACKET**

- (71) Applicant: **Caterpillar Inc.**, Deerfield, IL (US)
- (72) Inventors: **Douglas Jones**, East Peoria, IL (US);  
**Nicolae Cornel Pelei**, Lafayette, IN (US)
- (73) Assignee: **Caterpillar Inc.**, Peoria, IL (US)
- (\*\*) Term: **15 Years**
- (21) Appl. No.: **29/657,500**
- (22) Filed: **Jul. 23, 2018**
- (51) **LOC (12) Cl.** ..... **12-06**
- (52) **U.S. Cl.**  
USPC ..... **D12/223; D8/354**
- (58) **Field of Classification Search**  
USPC ..... D8/349, 354, 373; D12/223; D15/5  
CPC ..... F01M 11/03; F01M 2011/0058; F01M  
2011/031; F16M 13/005; F16M 7/00  
See application file for complete search history.

(56) **References Cited**

**U.S. PATENT DOCUMENTS**

D65,500 S *	8/1924	Schmale	.....	D7/402
D288,283 S *	2/1987	Mattson	.....	210/416.5
5,649,417 A *	7/1997	Hey	.....	B64D 27/26 60/797
D787,916 S *	5/2017	Yuan	.....	D8/354
D853,938 S *	7/2019	Smith	.....	D12/223
2004/0182354 A1 *	9/2004	Ueno	.....	F02F 1/38 123/193.5
2010/0059912 A1 *	3/2010	Takakura	.....	B60K 5/1208 267/140.12
2018/0078885 A1	3/2018	Baskaran et al.		

**OTHER PUBLICATIONS**

Altair, solidThinking, Inspire, Customer's Story: Ryerson's International Hyperloop Team, available as early as Apr. 4, 2018.  
B. Sreedhar and U. Naga Sasidhar, Hyundai, HTC 2012, Optimization of Mounting Bracket, available as early as Apr. 4, 2018.

\* cited by examiner

*Primary Examiner* — Lauren R Calve

(74) *Attorney, Agent, or Firm* — Saidman Design Law Group


(57) **CLAIM**

The ornamental design for a filter bracket, as shown and described.

**DESCRIPTION**

FIG. 1 is a perspective view of a filter bracket showing our new design;  
FIG. 2 is another perspective view thereof;  
FIG. 3 is a front view thereof;  
FIG. 4 is a rear view thereof;  
FIG. 5 is a left side view thereof;  
FIG. 6 is a right side view thereof;  
FIG. 7 is a top view thereof; and,  
FIG. 8 is a bottom view thereof.  
The broken lines illustrate portions of the filter bracket which form no part of the claimed design. Grayscale shading illustrates contour.

**1 Claim, 6 Drawing Sheets**






FIG. 1




FIG. 2

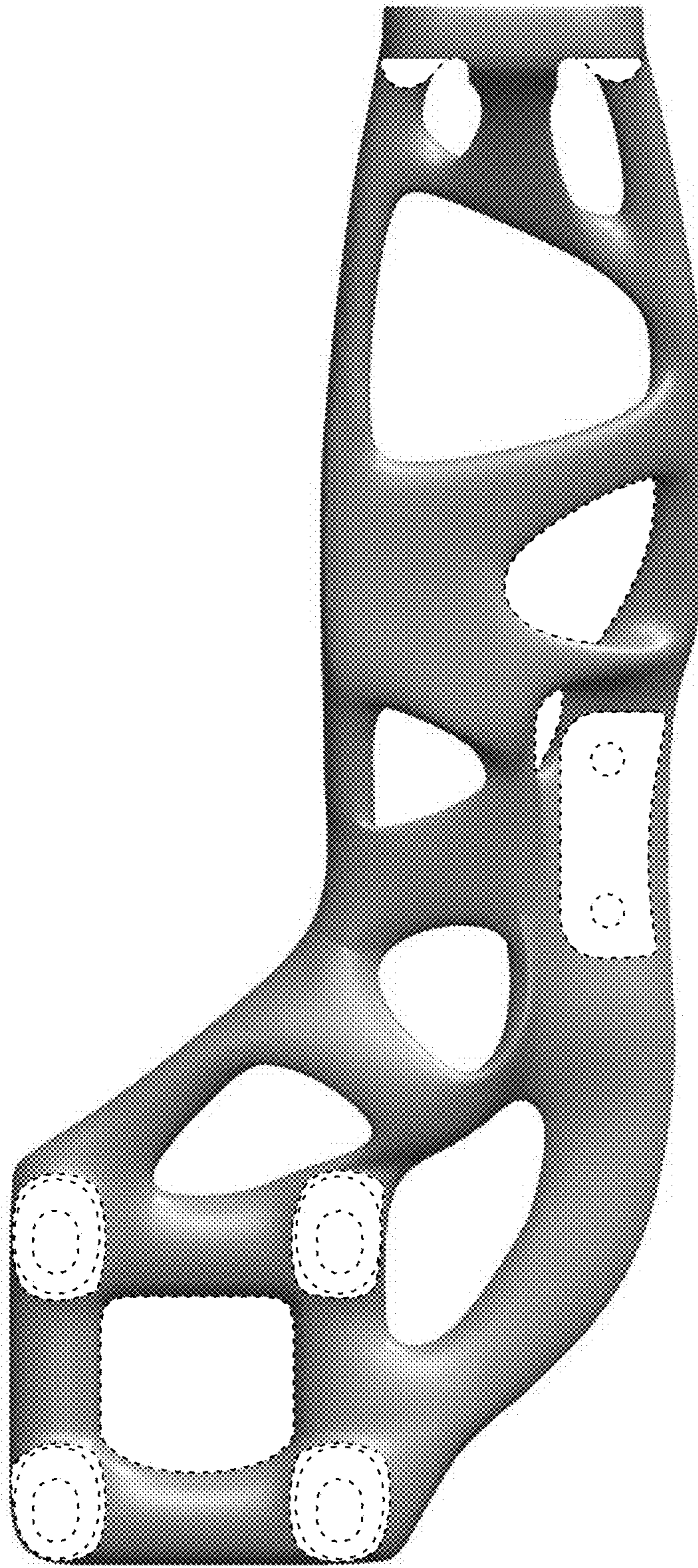


FIG. 3

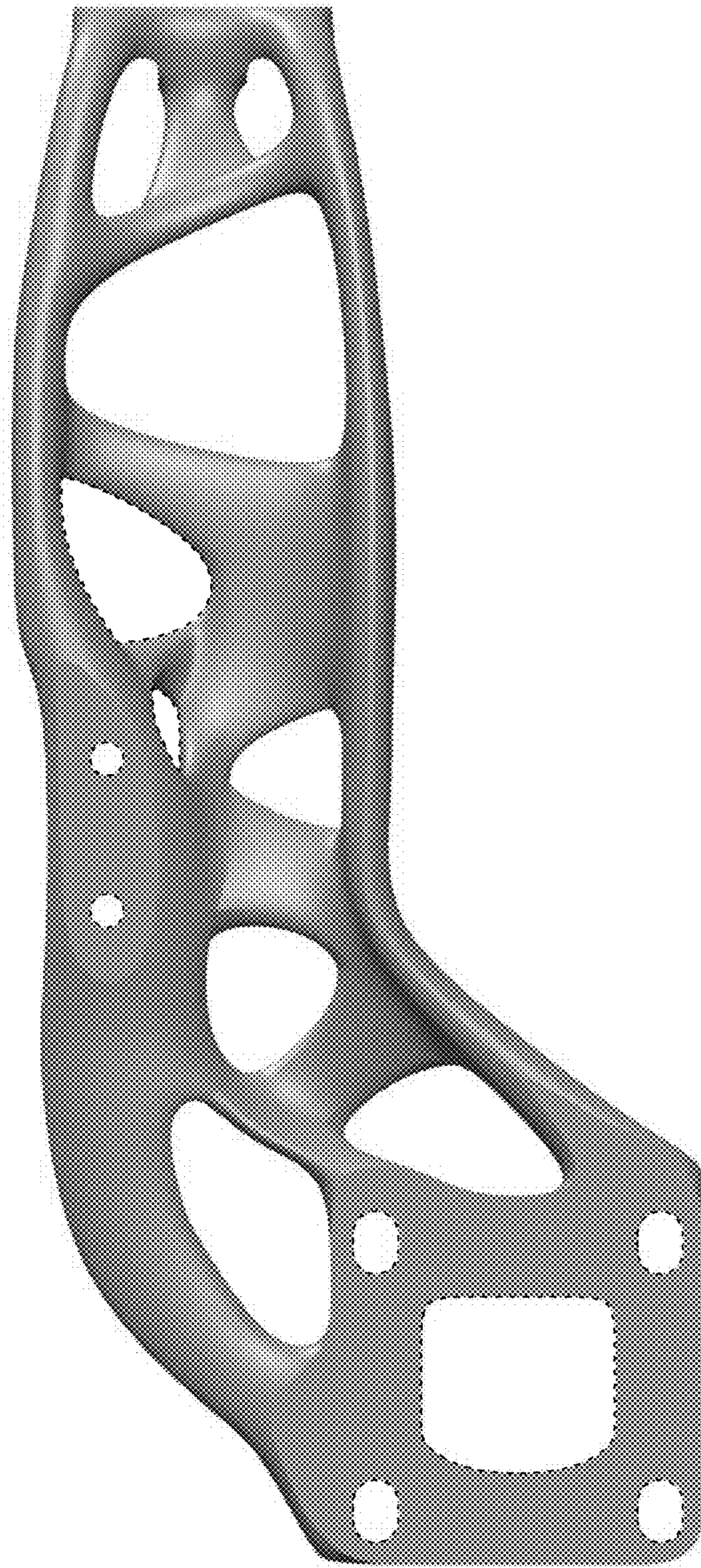


FIG. 4

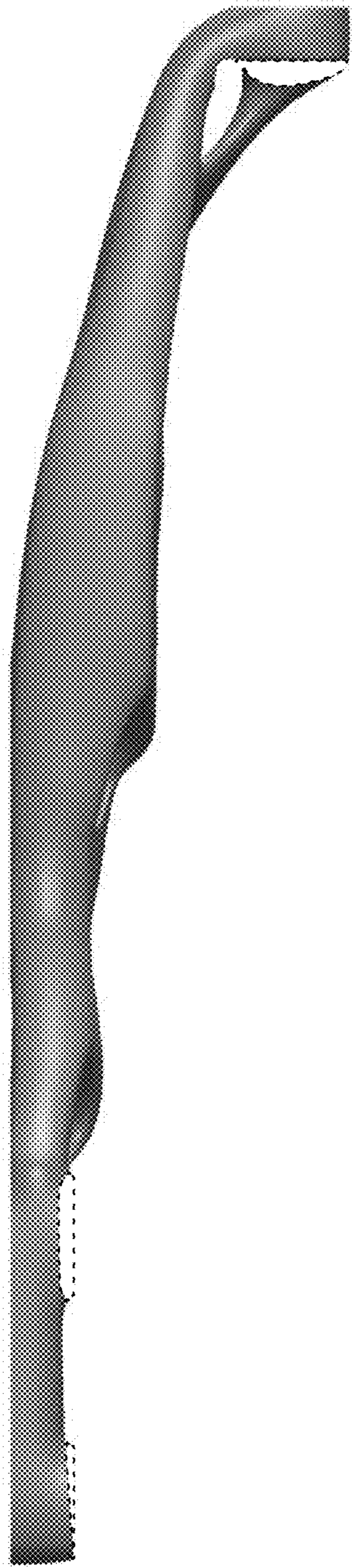


FIG. 5

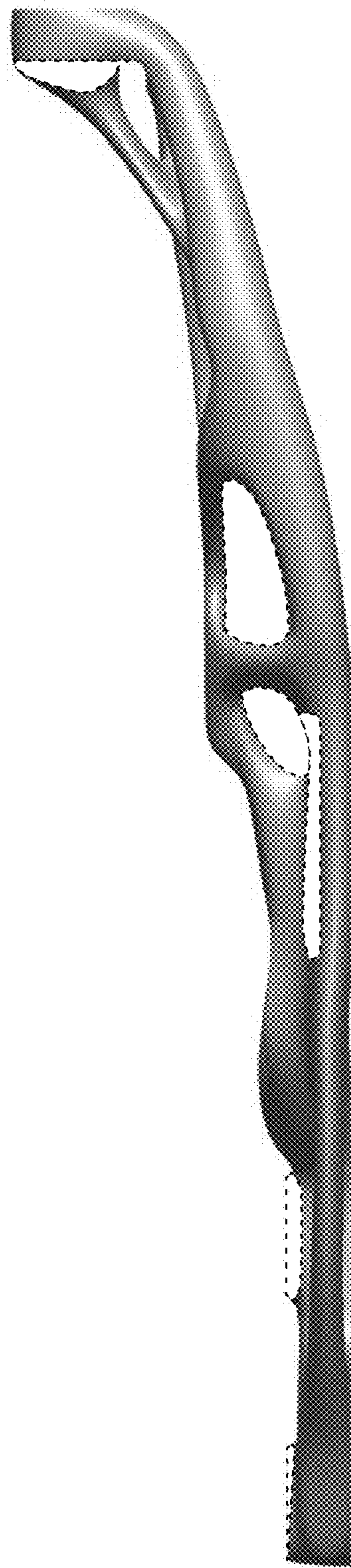


FIG. 6

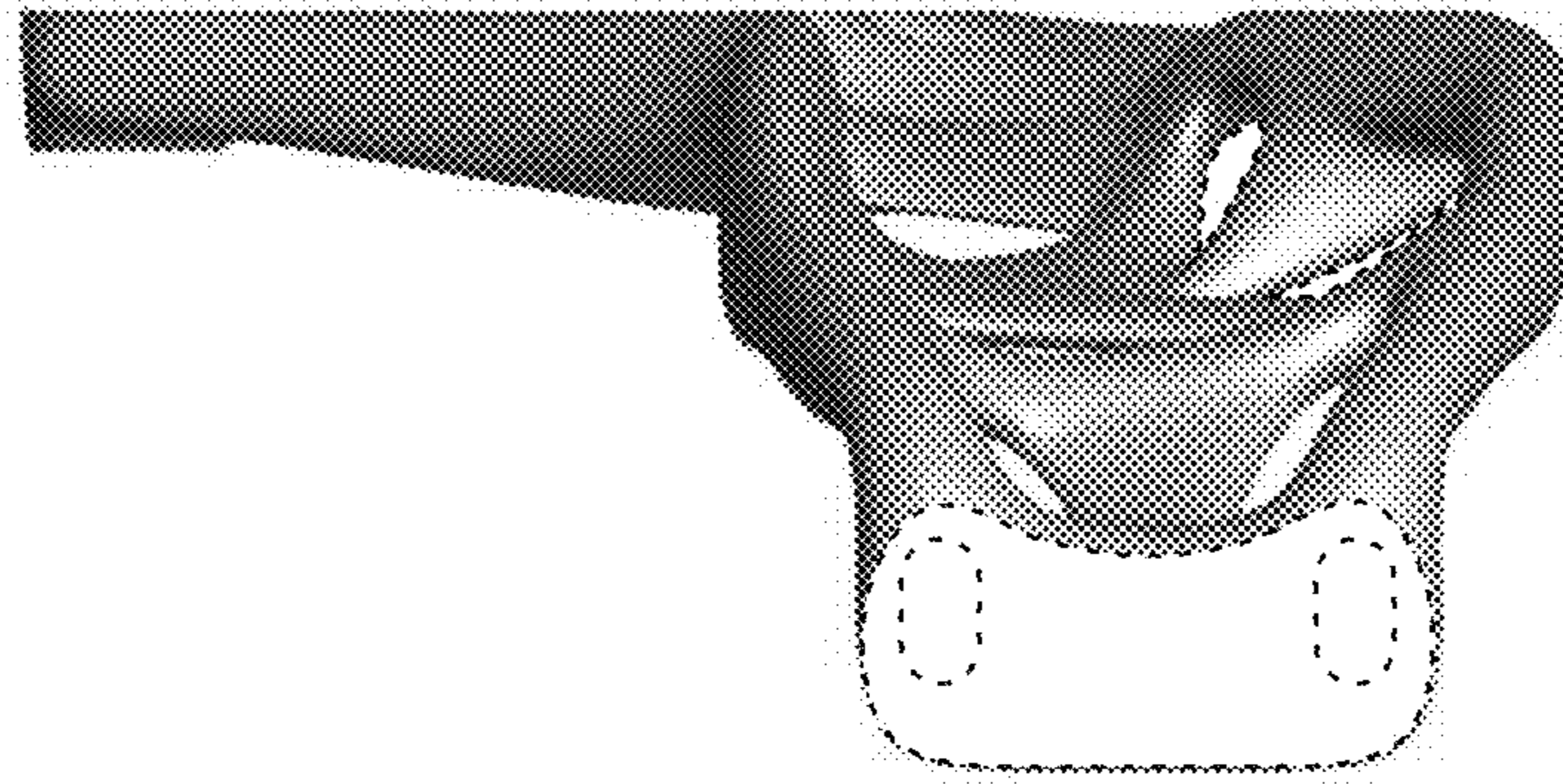


FIG. 7

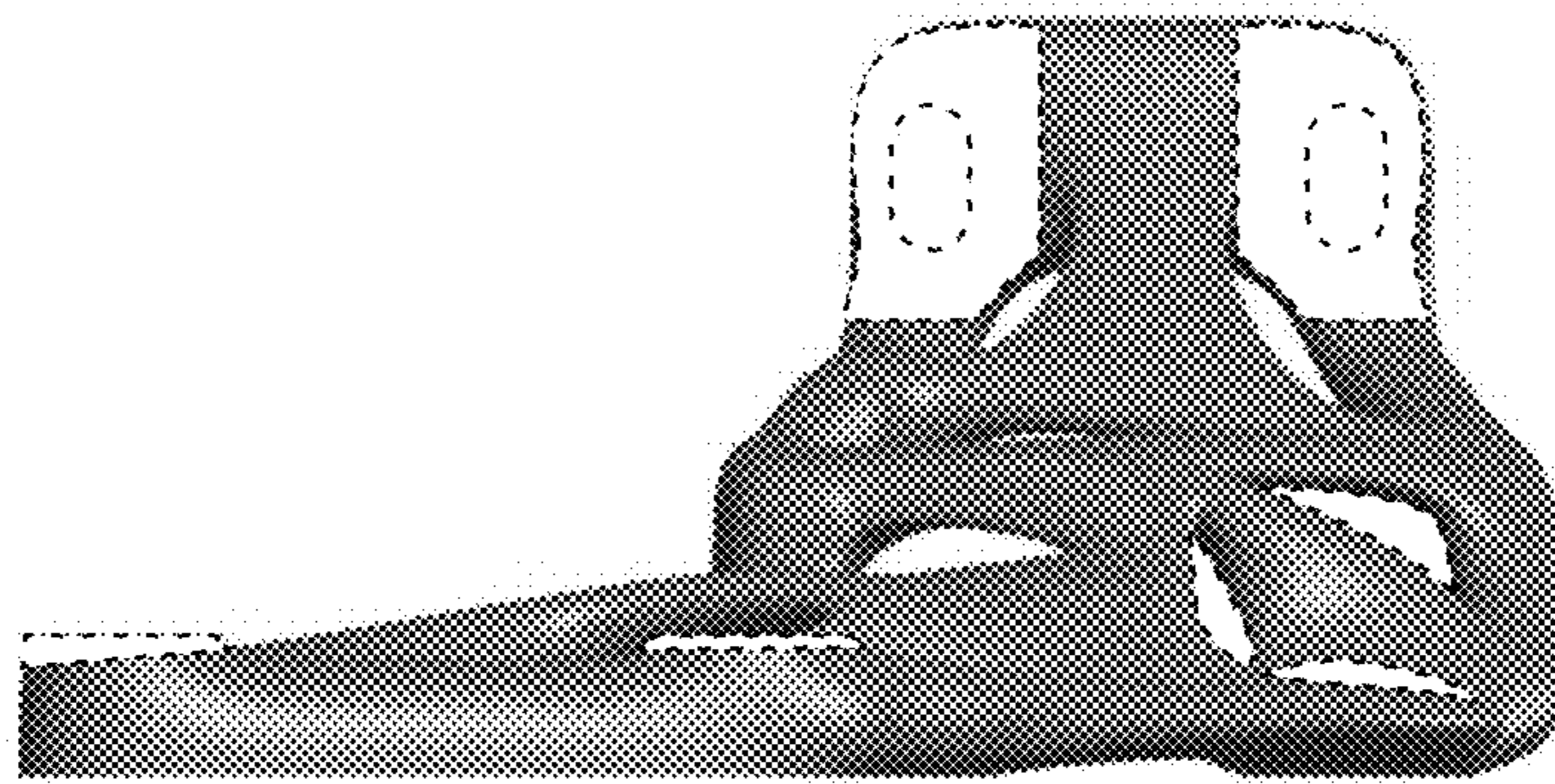


FIG. 8