



US00D891992S

(12) **United States Design Patent** (10) **Patent No.:** **US D891,992 S**  
**Maelfeyt et al.** (45) **Date of Patent:** **\*\* Aug. 4, 2020**

(54) **CAM GEAR**  
(71) Applicant: **CNH Industrial America LLC**, New Holland, PA (US)  
(72) Inventors: **Kenny Maelfeyt**, Vlissegem (BE); **Karel Naeyaert**, Loppem (BE); **Bram Willem**, Woumen Houthulst (BE)  
(73) Assignee: **CNH Industrial America LLC**, New Holland, PA (US)

D430,511 S \* 9/2000 Takamori ..... D12/123  
D432,054 S \* 10/2000 Hanamura ..... D12/123  
D434,351 S \* 11/2000 Takamori ..... D12/123  
D435,001 S \* 12/2000 Takamori ..... D12/123  
D436,561 S \* 1/2001 Louden ..... D12/123  
D472,843 S \* 4/2003 Marquez-Pickering ..... D11/81  
D478,849 S \* 8/2003 Griffin ..... D12/123  
D527,245 S \* 8/2006 Kelleghan ..... D8/356  
D592,107 S \* 5/2009 Clarke ..... D12/123  
D604,346 S \* 11/2009 Chiang ..... D12/123  
D718,658 S \* 12/2014 Cadarette ..... D12/7  
D728,432 S \* 5/2015 Lin ..... B62M 9/00  
D12/123  
D757,832 S \* 5/2016 Calcino ..... D15/148  
D765,551 S \* 9/2016 Baker, Jr. .... D12/123  
2015/0226308 A1 \* 8/2015 Pfeiffer ..... B62M 9/105  
474/152

(\*\*) Term: **15 Years**

(21) Appl. No.: **29/670,668**

(22) Filed: **Nov. 19, 2018**

(30) **Foreign Application Priority Data**

May 18, 2018 (EM) ..... 005271715-0001

(51) **LOC (12) Cl.** ..... **12-11**

(52) **U.S. Cl.**  
USPC ..... **D12/123**

(58) **Field of Classification Search**  
USPC ..... D12/111, 122-127  
CPC ..... F16H 7/06; F16H 55/30; F16H 55/303;  
B62M 9/105  
See application file for complete search history.

(56) **References Cited**

**U.S. PATENT DOCUMENTS**

D246,097 S \* 10/1977 McGregor, Sr. .... D12/123  
D253,641 S \* 12/1979 Tritchka ..... D12/123  
D299,448 S \* 1/1989 Haro ..... D12/123  
D306,842 S \* 3/1990 Beiser ..... D12/123  
D368,055 S \* 3/1996 Jouret ..... D12/123  
D396,436 S \* 7/1998 Liska ..... D12/123  
D397,966 S \* 9/1998 Chang ..... D12/123  
D399,222 S \* 10/1998 Chang ..... D15/148  
D430,510 S \* 9/2000 Hanamura ..... D12/123

(Continued)

*Primary Examiner* — Darlington Ly

(74) *Attorney, Agent, or Firm* — Peter Zacharias; Patrick Sheldrake

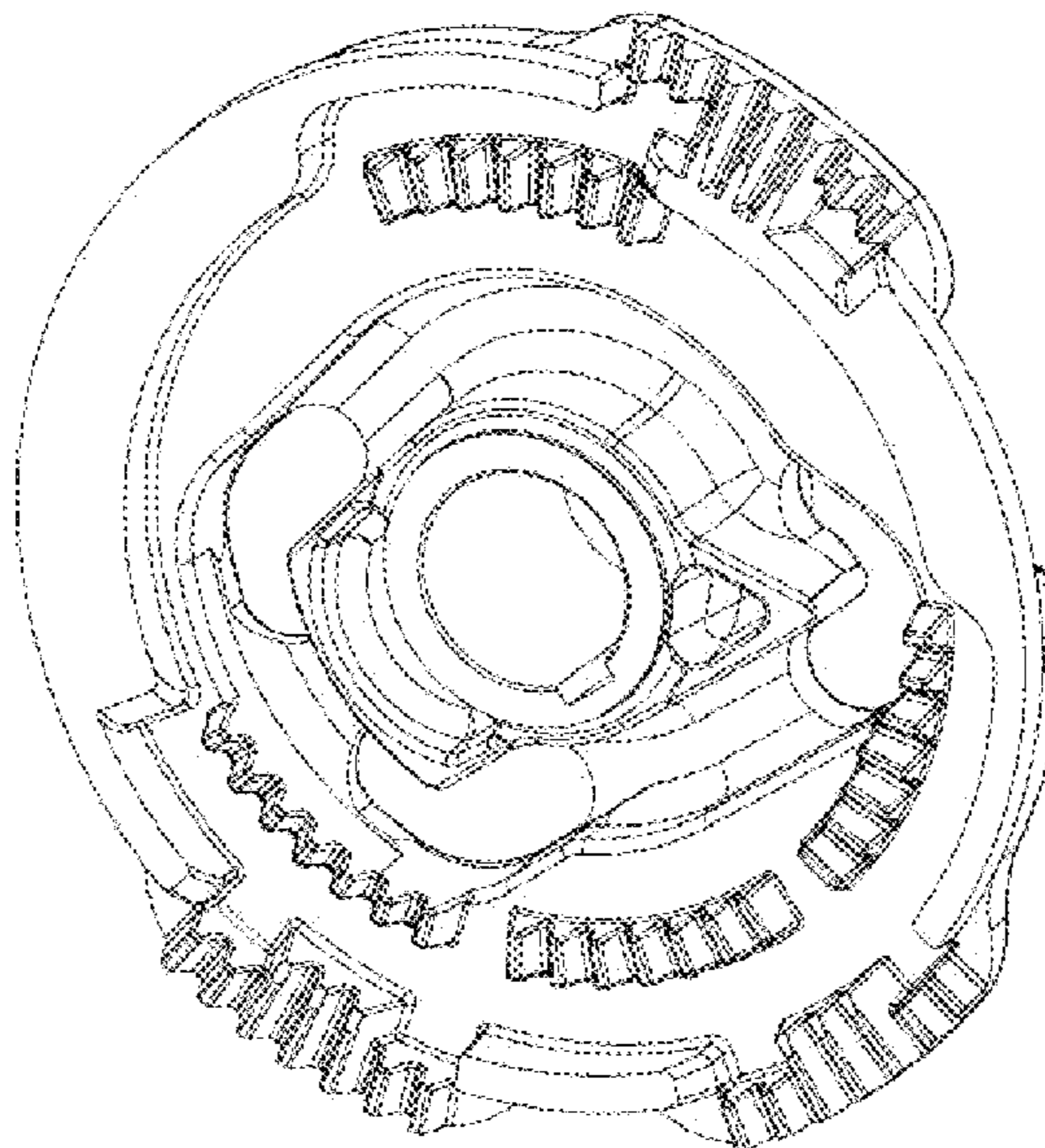
(57) **CLAIM**

The ornamental design for a cam gear, as shown and described.

**DESCRIPTION**

FIG. 1 is a first perspective view of a front side of a cam gear of the present design.  
FIG. 2 is a first perspective view of a rear side of the cam gear of FIG. 1.  
FIG. 3 is a second perspective view of the rear side of the cam gear of FIG. 1.  
FIG. 4 is a front view of the cam gear of FIG. 1.  
FIG. 5 is a perspective view of a right side of the cam gear of FIG. 1.  
FIG. 6 is a perspective view of a left side of the cam gear of FIG. 1; and,  
FIG. 7 is a second perspective view of the front side of the cam gear of FIG. 1.

**1 Claim, 7 Drawing Sheets**



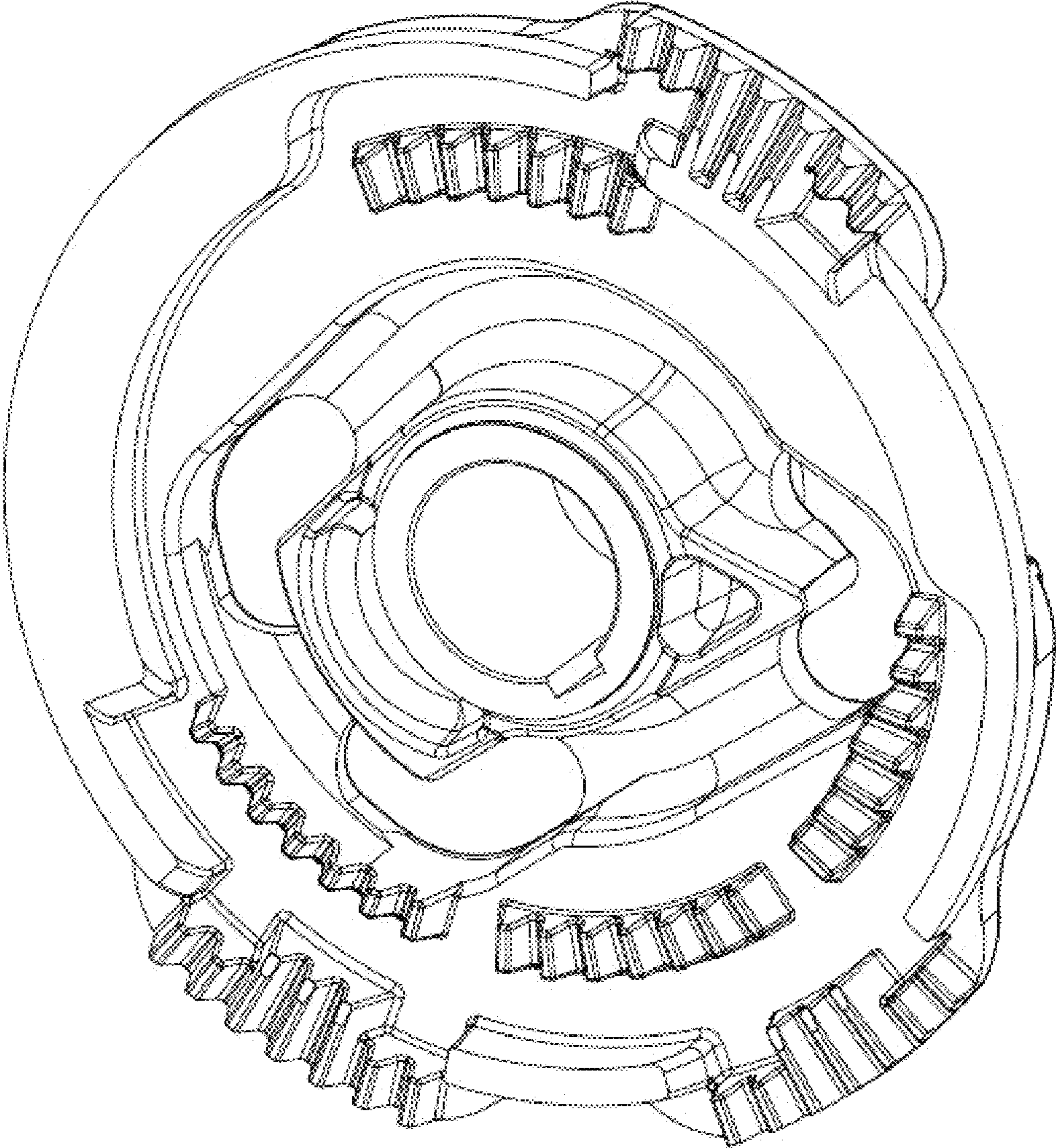
(56)

**References Cited**

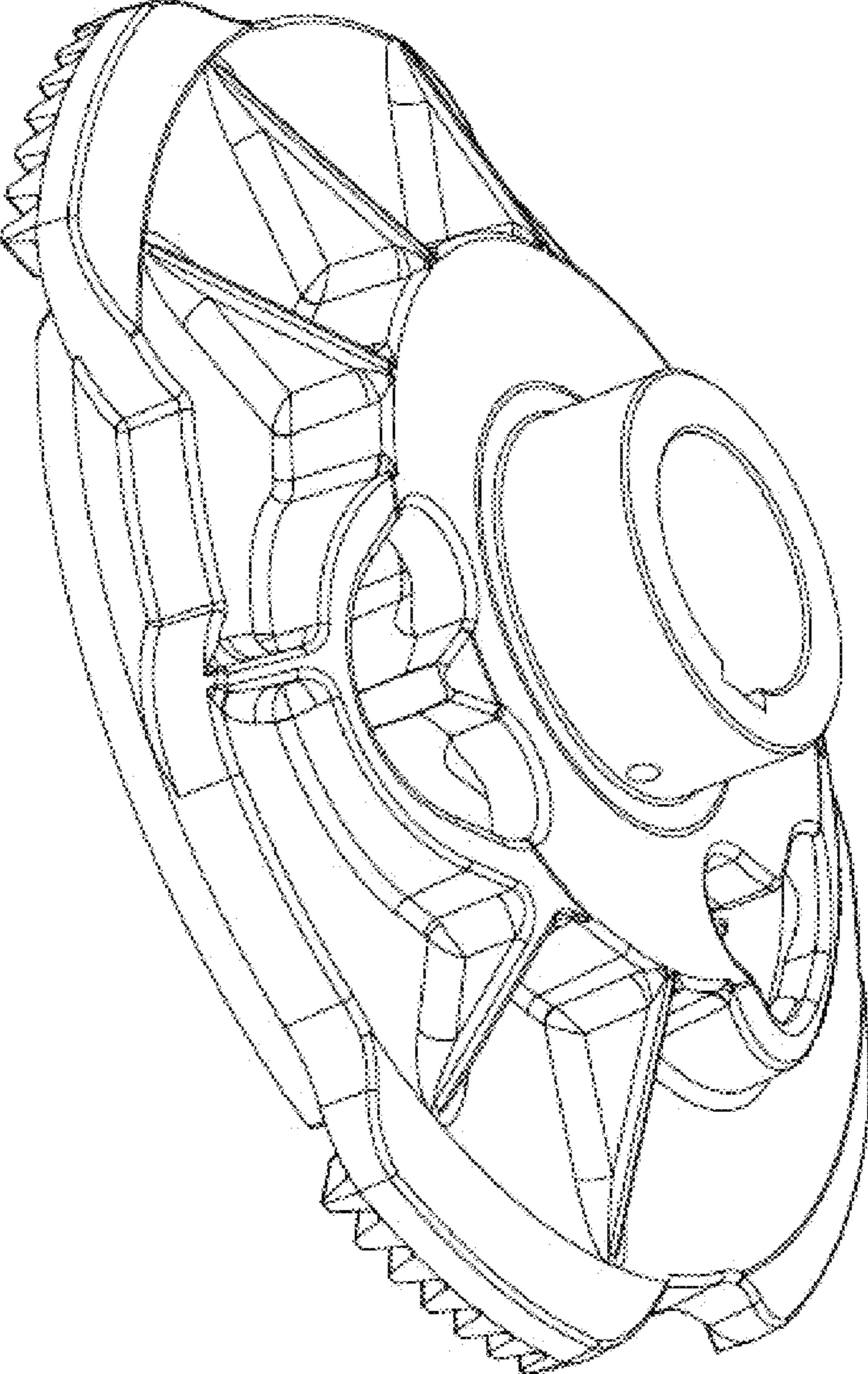
U.S. PATENT DOCUMENTS

2015/0285364 A1\* 10/2015 Pfeiffer ..... F16H 55/30  
474/152  
2015/0360749 A1\* 12/2015 Iwai ..... F16H 55/30  
474/158

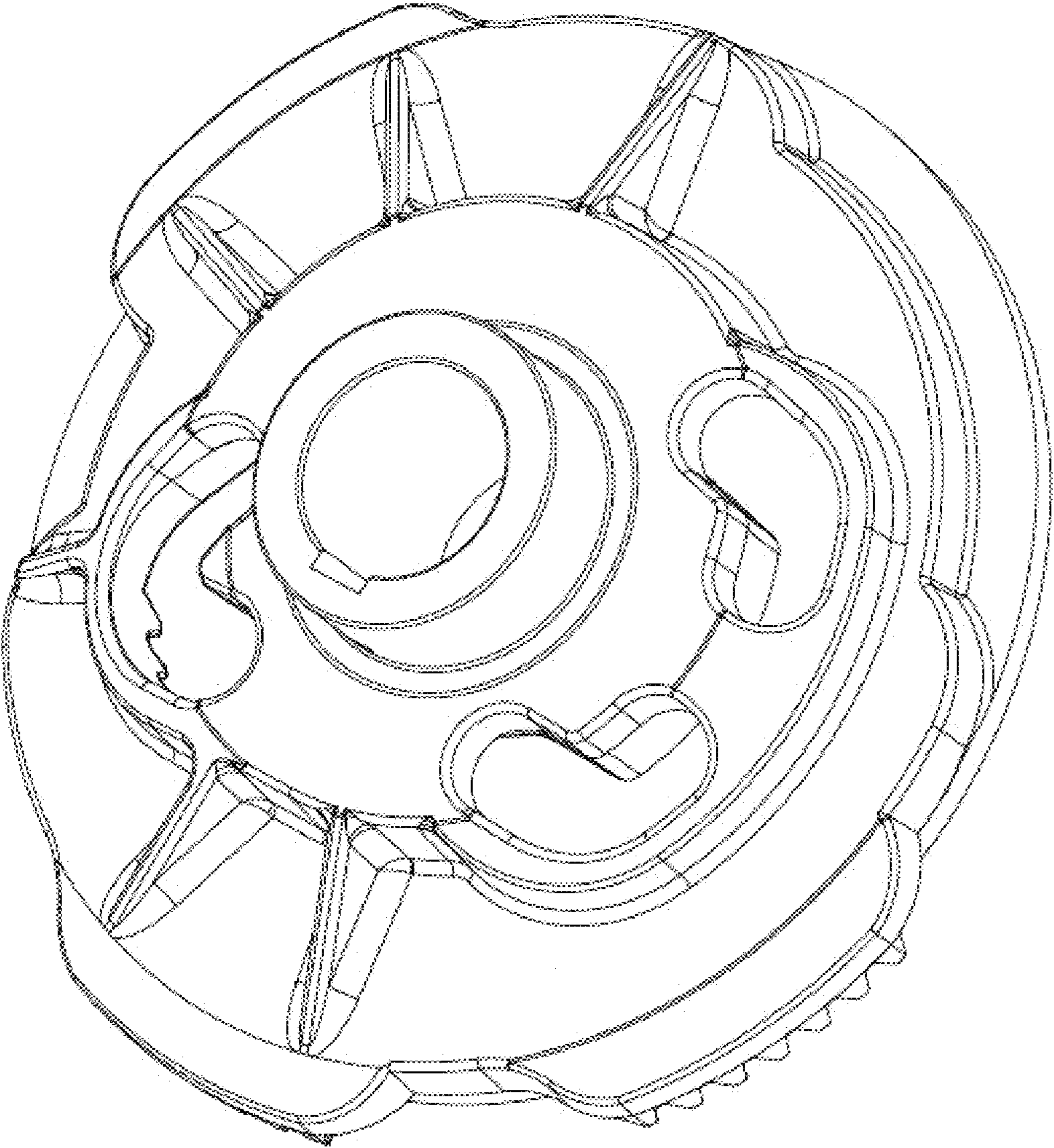
\* cited by examiner



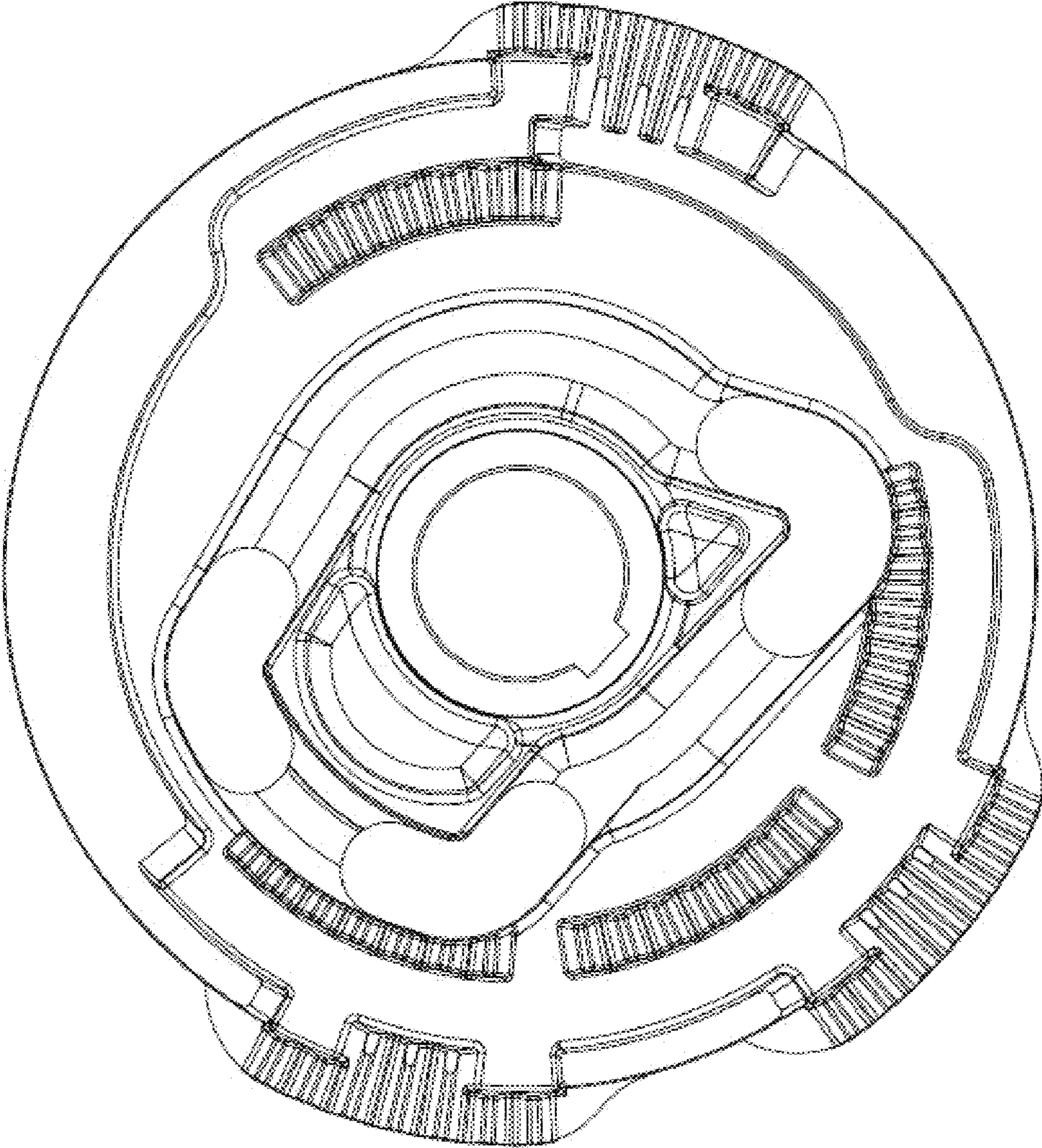
**FIG. 1**



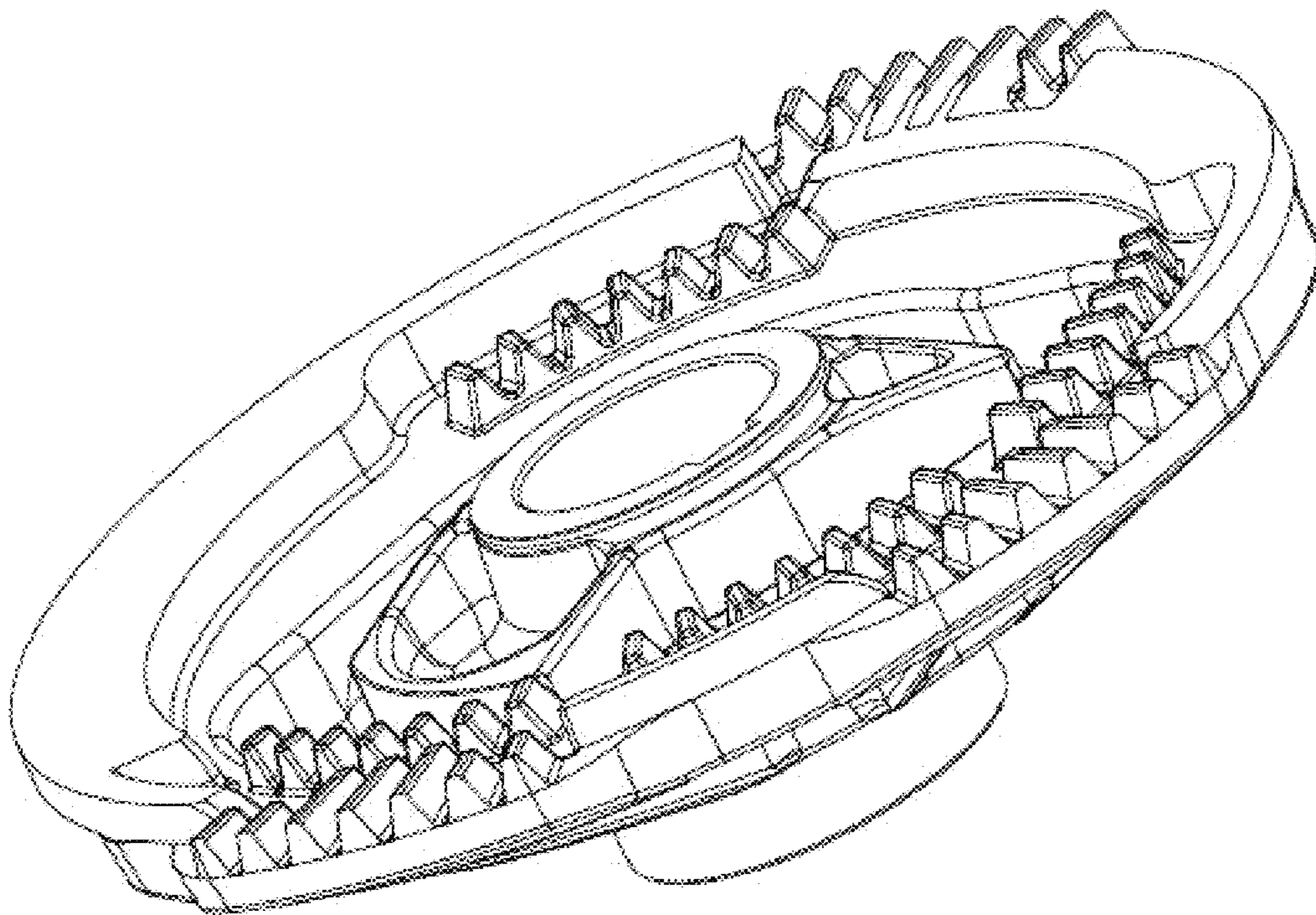
**FIG. 2**



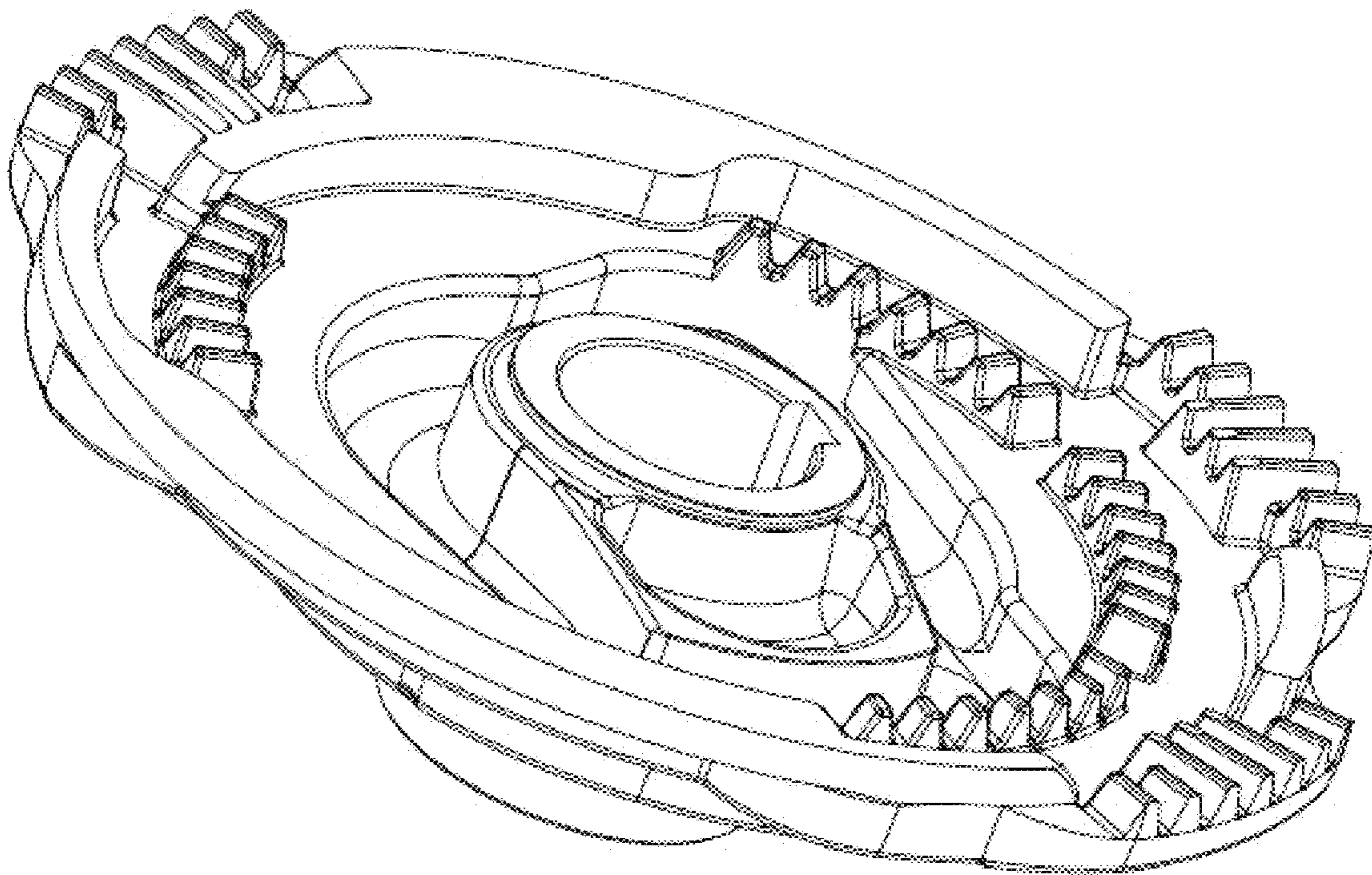
**FIG. 3**



**FIG. 4**

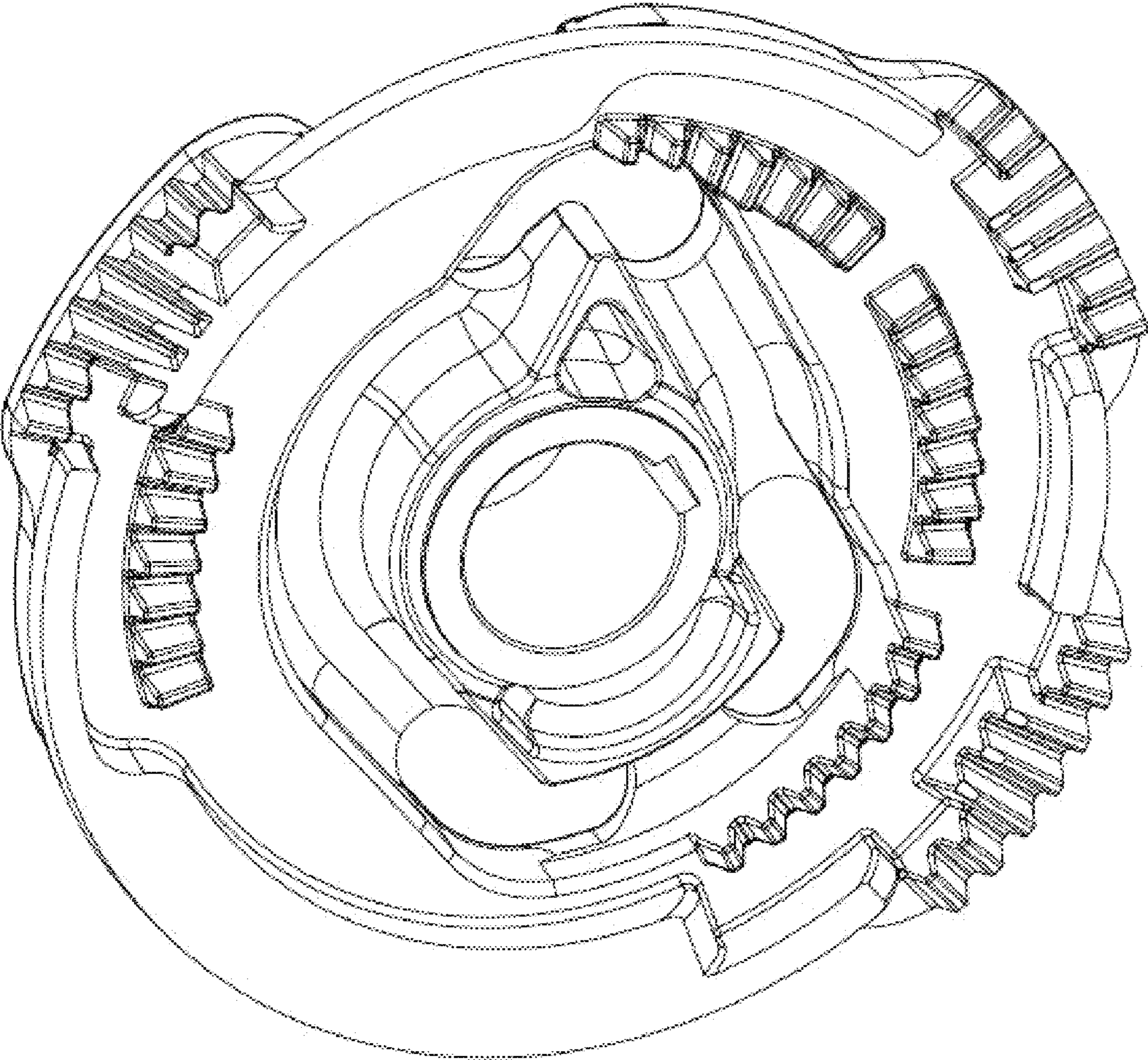


**FIG. 5**



**FIG. 6**





**FIG. 7**